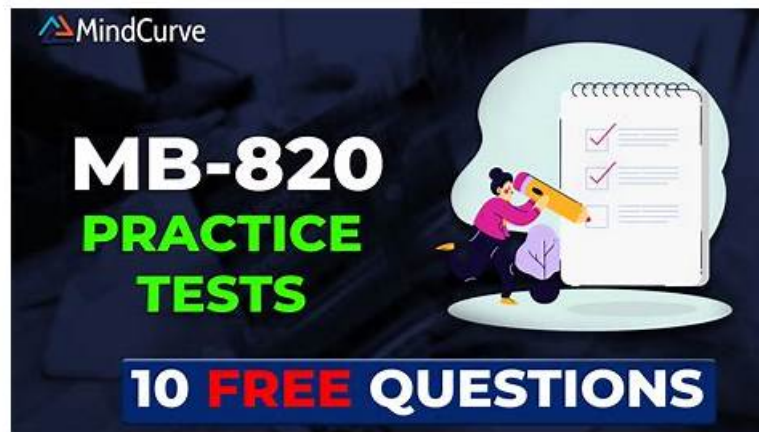


MB-820 Original Questions, MB-820 Learning Materials



P.S. Free 2026 Microsoft MB-820 dumps are available on Google Drive shared by Pass4sureCert: <https://drive.google.com/open?id=1FIWwS6UqHYpN0R57t0AgcMW1Fc-adcFC>

We can produce the best MB-820 exam prep and can get so much praise in the international market. On the one hand, the software version can simulate the real examination for you and you can download our MB-820 study materials. On the other hand, you can finish practicing all the contents in our MB-820 practice materials within 20 to 30 hours. What's more, during the whole year after purchasing, you will get the latest version of our study materials for free. You can see it is clear that there are only benefits for you to buy our MB-820 learning guide, just have a try right!

Microsoft MB-820 Exam Syllabus Topics:

| Topic | Details |
|---------|---|
| Topic 1 | <ul style="list-style-type: none">• Install, develop, and deploy for Business Central: It delves into the installation and configuration of a Business Central development environment. Moreover, it discusses creating, debugging, and deploying an extension in Business Central. |
| Topic 2 | <ul style="list-style-type: none">• Develop by using AL objects: Building and extending tables and reports is discussed in this topic. It also explains Designing and creating an XMLport. Lastly, it discusses how to work with entitlement and permission set objects. |
| Topic 3 | <ul style="list-style-type: none">• Work with development tools: Implementing semi-automated test processes and managing and assessing telemetry are its sub-topics. |

>> MB-820 Original Questions <<





How To Pass Microsoft MB-820 Exam On First Attempt

How far is the word from the deed? If you are a man of strong will, victory is at hand. Since you want to pass Microsoft MB-820 Exam, you must get the Microsoft MB-820 certification. Pass4sureCert provide you with the latest certification training information and the most accurate tests answers. Real questions and answers can make your dream come true.

Microsoft Dynamics 365 Business Central Developer Sample Questions (Q34-Q39):

NEW QUESTION # 34

- A. Option C

- B. 
- C. 
- D. 
- E. Option B
- F. Option D
- G. Option A
- H. 

Answer: C,F

Explanation:

To hide the field "Unit Price" from the Resource Card page in Microsoft Dynamics 365 Business Central, you need to modify the visibility property of the field using the modify keyword, which allows you to change the properties of an existing field on a page. modify("Unit Price") is the correct way to target an existing field on a page (like the Resource Card page).

The line Visible = false; makes the field invisible on the page.

Here's a breakdown of why each option is right or wrong:

Option A:

Uses addlast("Unit Price"), which is incorrect because you are not adding a new field; you're modifying an existing one. Also, Visible = false is correct for hiding a field, but the wrong method (addlast) is used.

Option B:

Uses modify("Unit Price") with Enabled = false;. This would disable the field (make it non-editable), not hide it. The field would still be visible, so this does not meet the requirement.

Option C:

Uses addlast("Unit Price"), which is incorrect, and Enabled = false;, which would disable the field, not hide it.

Option D:

modify("Unit Price") { Visible = false; } is the correct syntax for hiding the field on the page.

Correct Code Snippet:

```
modify("Unit Price")
{
  Visible = false;
}
```

This hides the "Unit Price" field from the Resource Card page.

NEW QUESTION # 35

A company is examining Connect apps and Add-on apps for use with Business Central.

You need to describe the development language requirements for Connect apps and Add-on apps.

How should you describe the app language requirements? To answer, move the appropriate app types to the correct descriptions. You may use each app type once, more than once, or not at all. You may need to move the split bar between panes or scroll to view content.

NOTE: Each correct selection is worth one point.

| App types | Microsoft | Connect app and Add-on app descriptions | App type |
|--|-----------|--|--|
| <input type="button" value="Add-on app"/> <input type="button" value="Connect app"/> | | Description Developed by using any coding language Developed by using AL language in Visual Studio Code | <input type="text"/> <input type="text"/> |

Answer:

Explanation:

| App types | Microsoft | Connect app and Add-on app descriptions | App type |
|--|-----------|--|---|
| <input type="button" value="Add-on app"/> <input type="button" value="Connect app"/> | | Description Developed by using any coding language Developed by using AL language in Visual Studio Code | <input type="text" value="Connect app"/> <input type="text" value="Add-on app"/> |

Explanation:

| App types | Microsoft | Connect app and Add-on app descriptions | App type |
|--|-----------|--|---|
| <input type="button" value="Add-on app"/> <input type="button" value="Connect app"/> | | Description Developed by using any coding language Developed by using AL language in Visual Studio Code | <input type="text" value="Connect app"/> <input type="text" value="Add-on app"/> |

* Developed by using any coding language: Connect app

* Developed by using AL language in Visual Studio Code: Add-on app

In Microsoft Dynamics 365 Business Central, there are distinct types of applications that can be developed:

Connect apps and Add-on apps. Each has its own development language requirements:

* Connect apps:

* Connect apps are designed to connect Business Central with external services or applications.

They are often developed using a variety of programming languages, not limited to the AL language, and can be hosted outside of the Business Central environment. Therefore, when a description states that the app is developed using any coding language, it generally refers to a Connect app. This type of app integrates with Business Central through APIs and web services.

* Add-on apps:

* Add-on apps are built to extend the functionality of Business Central within the application itself.

These are developed using the AL language, which is the programming language for Business Central, and they are created and managed within the Visual Studio Code environment with the AL Language extension. An Add-on app is typically a Business Central extension that is directly installed into the Business Central environment.

The language and environment used for developing these apps are key differentiators between Connect apps and Add-on apps.

NEW QUESTION # 36

You are customizing Business Central by using Visual Studio Code. You create a project that will extend Business Central. The AL extension contains JSON files, which are automatically generated and are used to store configuration data. For testing purposes, you plan to add the following changes to the files:

* Specify that page 21 must be opened after publishing.

* Enable debugging

* Disable the capability to download the source code

You need to add the configurations to the JSON files.

Which two configurations should you add? Each correct answer presents a complete solution.

NOTE: Each correct selection is worth one point.

- A. In the "resourceExposurePolicy" tag, set "allowDebugging": true and "allowDownloadingSource": false on appjson.
- B. Set "startupObjectId": 27 on appjson.
- C. Set "startupObjectId": 27 on launchjson.
- D. In the "resourceExposurePolicy" tag, set "allowDebugging": true and "allowDownloadingSource": true on appjson.
- E. In the "resourceExposurePolicy" tag, set "allowDebugging": true and "allowDownloadingSource": false on launchjson.

Answer: A,B

Explanation:

You are customizing Business Central using Visual Studio Code and JSON files for configuration.

You plan to:

* Open page 21 after publishing.

* Enable debugging.

* Disable the capability to download the source code.

Which configurations should you add?

The options involve two primary JSON files: launch.json and app.json, and configuration tags like startupObjectId and resourceExposurePolicy.

NEW QUESTION # 37

Why is it important to adhere to development standards in Business Central?

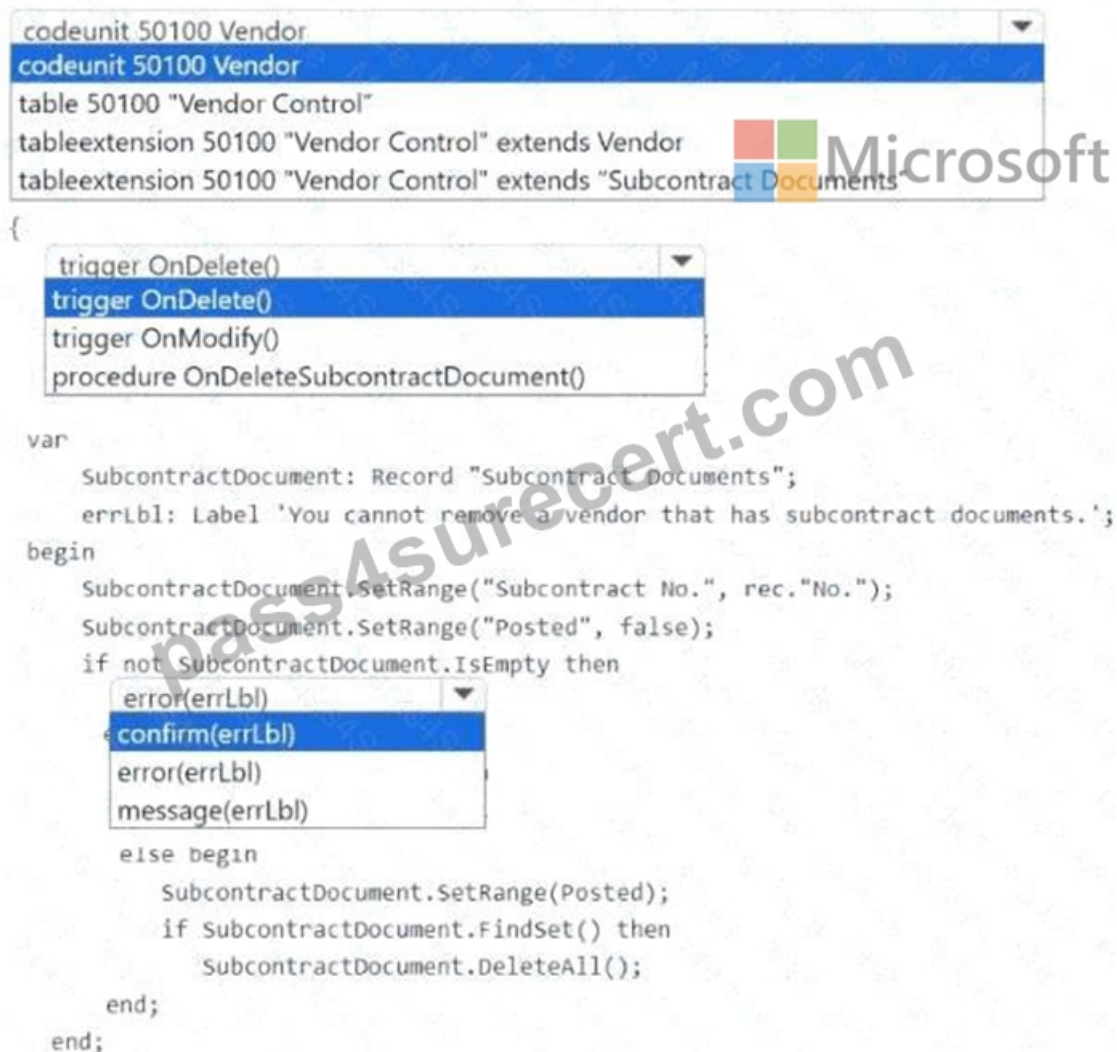
- A. To allow for higher data storage capacity
- B. To increase the number of users that can be supported
- C. To decrease the software license costs
- D. To ensure code quality and maintainability

Answer: D

NEW QUESTION # 38

You need to create the code related to the Subcontract Documents table to meet the requirement for the quality department. How should you complete the code segment? To answer, select the appropriate options in the answer area.

NOTE: Each correct selection is worth one point.



Answer:

Explanation:

Standard triggers in code

```

codeunit 50100 Vendor
{
    table 50100 "Vendor Control"
    tableextension 50100 "Vendor Control" extends Vendor
    tableextension 50100 "Vendor Control" extends "Subcontract Documents"

    trigger OnDelete()
    trigger OnModify()
    procedure OnDeleteSubcontractDocument()

    var
        SubcontractDocument: Record "Subcontract Documents";
        errLbl: Label 'You cannot remove a vendor that has subcontract documents.';
    begin
        SubcontractDocument.SetRange("Subcontract No.", rec."No.");
        SubcontractDocument.SetRange("Posted", false);
        if not SubcontractDocument.IsEmpty() then
            error(errLbl)
        else begin
            SubcontractDocument.SetRange(Posted);
            if SubcontractDocument.FindSet() then
                SubcontractDocument.DeleteAll();
            end;
        end;
    end;
}

```

Explanation:

Standard triggers in code

```

codeunit 50100 Vendor
{
    trigger OnDelete()
    var
        SubcontractDocument: Record "Subcontract Documents";
        errLbl: Label 'You cannot remove a vendor that has subcontract documents.';
    begin
        SubcontractDocument.SetRange("Subcontract No.", rec."No.");
        SubcontractDocument.SetRange("Posted", false);
        if not SubcontractDocument.IsEmpty() then
            error(errLbl)
        else begin
            SubcontractDocument.SetRange(Posted);
            if SubcontractDocument.FindSet() then
                SubcontractDocument.DeleteAll();
            end;
        end;
    end;
}

```

NEW QUESTION # 39

.....

MB-820 Learning Materials: <https://www.pass4surecert.com/Microsoft/MB-820-practice-exam-dumps.html>

- 2026 Latest Pass4sureCert MB-820 PDF Dumps and MB-820 Exam Engine Free Share: <https://drive.google.com/open?id=1FIWwS6UqHYpN0R57t0AgcMW1Fc-adcFC>