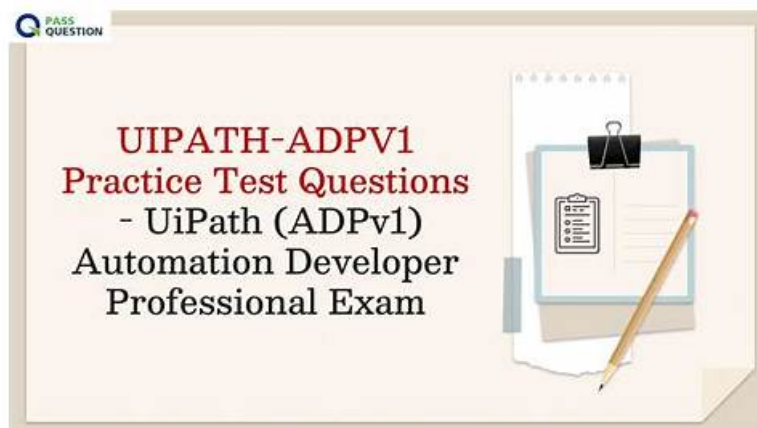


Latest UiPath UiPath-ADPv1 Test Cost & New UiPath-ADPv1 Test Tutorial



BTW, DOWNLOAD part of Prep4pass UiPath-ADPv1 dumps from Cloud Storage: <https://drive.google.com/open?id=1t6kl2kwXXNacEFmLsrt1ZFtSvzQBgb11>

I just want to share with you that here is a valid UiPath-ADPv1 exam cram file with 100% pass rate and amazing customer service. If you are not sure about your exam, choosing our UiPath-ADPv1 exam cram file will be a good choice for candidates. We sell products by word of mouth. We are famous for our high pass-rate UiPath-ADPv1 Exam Cram. If you try to use our study materials one time, you will know how easy to pass exam with our UiPath-ADPv1 exam cram file. Our business policy is "products win by quality, service win by satisfaction".

Currently, if you want to make UiPath-ADPv1 exam certification more tied to your status in the IT industry with fierce competition, and make professional competence stronger in the IT industry, you can choose our Prep4pass's UiPath-ADPv1 Exam Training materials. With efforts for many years, the passing rate of Prep4pass's UiPath-ADPv1 certification exam has reached as high as 100%. Choosing Prep4pass means to choose success.

>> Latest UiPath UiPath-ADPv1 Test Cost <<

Browser-based UiPath UiPath-ADPv1 Practice Test Software

It is a truth well-known to all around the world that no pains and no gains. There is another proverb that the more you plough the more you gain. When you pass the UiPath-ADPv1 exam which is well recognized wherever you are in any field, then acquire the UiPath-ADPv1 certificate, the door of your new career will be open for you and your future is bright and hopeful. Our UiPath-ADPv1 guide torrent will be your best assistant to help you gain your certificate.

UiPath UiPath-ADPv1 Exam Syllabus Topics:

Topic	Details
Topic 1	<ul style="list-style-type: none">• UiPath Studio Fundamentals: In this section, the focus is given to the understanding of Robotic Process Automation (RPA) concepts; it covers UiPath Studio and its components, Working with the UiPath user interface, project creation, management, and version control.
Topic 2	<ul style="list-style-type: none">• UiPath Activities: In this section, the discussion is related to various UiPath activities for UI interaction, data manipulation, control flow, and more.
Topic 3	<ul style="list-style-type: none">• Debugging and Testing: This section is about utilizing logging and debugging tools and adopting unit testing and test automation strategies.
Topic 4	<ul style="list-style-type: none">• Design and Development: This section covers designing workflows using sequences, flowcharts, and state machines, building reusable components with libraries, exception handling and debugging techniques, etc.

UiPath (ADPv1) Automation Developer Professional Sample Questions (Q61-Q66):

NEW QUESTION # 61

What is the purpose of the Interval filter in the Orchestrator's Monitoring page?

- A. It enables you to sort the displayed data based on job priorities.
- B. It allows you to choose between background and foreground processes for the displayed data.
- C. It allows you to control the granularity of the displayed data and check the health of your system in either the last day or the last hour.
- D. It allows you to allocate licenses per machine for the displayed data.

Answer: C

Explanation:

The purpose of the Interval filter in the Orchestrator's Monitoring page is to allow you to control the granularity of the displayed data and check the health of your system in either the last day or the last hour. The Monitoring page provides various metrics and charts that show the status and performance of your robots, processes, queues, and transactions. The Interval filter lets you choose the time frame for the data that you want to see. You can select either the last day or the last hour as the interval. The data will be updated accordingly and show you the trends and changes in your system over the selected period. This can help you identify any issues or anomalies and take corrective actions if needed.

NEW QUESTION # 62

A developer needs to design a process using the REFramework, but without Orchestrator Queues. Which Is the correct order of actions the developer needs to do in the Get Transaction Data state in this case?

- A. 1. Remove the Get Transaction Item activity from GetTransactionData workflow.2. Add a Read Range activity in GetTransactionData workflow to read the data from a local Excel file.3. Add the logic required to read the data source only one time.4. Add the logic required to retrieve only one row from read data each time.
- B. 1. Remove the Get Transaction Item activity from GetTransactionData workflow.2. Add a Read Row activity in GetTransactionData workflow to read the data from a local Excel file.3. Add the logic required to read the data source only one time.4. Add the logic required to check if all rows/transaction items from the read data have been processed
- C. 1. Remove the Get Transaction Item activity from GetTransactionData workflow.2. Add a Read Row activity in GetTransactionData workflow to read the data from a local Excel file.3. Add the logic required to read the data source only one time.4. Add the logic required to retrieve only one row from read data each time.5. Add the logic required to check if all rows/transaction items from the read data have been processed.
- D. 1. Remove the Get Transaction Item activity from GetTransactionData workflow.2. Add a Read Range activity in GetTransactionData workflow to read the data from a local Excel file.3. Add the logic required to read the data source only one time.4 Add the logic required to retrieve only one row from read data each time.5. Add the logic required to check if all rows/transaction items from the read data have been processed.

Answer: D

Explanation:

- * The correct order of actions in the Get Transaction Data state is:
- * Remove the Get Transaction Item activity from the GetTransactionData workflow.
- * Add a Read Range activity in the GetTransactionData workflow to read the data from a local Excel file.
- * Add the logic required to read the data source only one time.
- * Add the logic required to retrieve only one row from read data each time.
- * Add the logic required to check if all rows/transaction items from the read data have been processed.
- * This sequence ensures that the data is read once, processed row by row, and checks for completion.

NEW QUESTION # 63

What do the percentages from the Test Explorer panel represent?

- A. Percent of test data run.

- B. Correctness of the code percent.
- C. Coverage percent.
- **D. Passing percent.**

Answer: D

Explanation:

The percentages from the Test Explorer panel represent the passing percent of the test cases that are executed.

The Test Explorer panel shows the status of each test case, the total number of test cases, the number of passed test cases, the number of failed test cases, and the passing percent. The passing percent is calculated by dividing the number of passed test cases by the total number of test cases and multiplying by 100. For example, if there are 10 test cases and 8 of them pass, the passing percent is 80%. References: Test Explorer

NEW QUESTION # 64

What is the correct sequence of steps in a REFramework project that is linked to Orchestrator if an application exception occurs on a Queue Item in the Process Transaction state?

Instructions: Drag the Description found on the "Left" and drop on the correct Step Sequence found on the Right".

Answer:

Explanation:

□ Explanation:

□

NEW QUESTION # 65

What do the percentages from the Test Explorer panel represent?

□

- A. Percent of test data run.
- B. Correctness of the code percent.
- C. Coverage percent.
- **D. Passing percent.**

Answer: D

Explanation:

The percentages from the Test Explorer panel represent the passing percent of the test cases that are executed.

The Test Explorer panel shows the status of each test case, the total number of test cases, the number of passed test cases, the number of failed test cases, and the passing percent. The passing percent is calculated by dividing the number of passed test cases by the total number of test cases and multiplying by 100. For example, if there are 10 test cases and 8 of them pass, the passing percent is 80%. References: Test Explorer



NEW QUESTION # 66

.....

The Prep4pass recognizes that students invest significant time and resources in their UiPath (ADPv1) Automation Developer Professional (UiPath-ADPv1) certification preparation. Therefore, the Prep4pass is committed to save their money with up to 365 days of free questions updates. The Prep4pass regularly updates its practice material to ensure that users have the most up-to-date questions. The Prep4pass also offers a money-back guarantee (terms and conditions apply) for those who fail to get success, which demonstrates its commitment to users' success.

New UiPath-ADPv1 Test Tutorial: https://www.prep4pass.com/UiPath-ADPv1_exam-braindumps.html

- Dumps UiPath-ADPv1 Cost □ UiPath-ADPv1 Free Practice □ Dumps UiPath-ADPv1 Cost □ Enter 【 www.testkingpass.com 】 and search for 【 UiPath-ADPv1 】 to download for free □ Dumps UiPath-ADPv1 Cost
- UiPath-ADPv1 Reliable Study Notes □ UiPath-ADPv1 PDF Cram Exam □ Vce UiPath-ADPv1 Test Simulator □ Open ➡ www.pdfvce.com □ and search for { UiPath-ADPv1 } to download exam materials for free □ Online UiPath-ADPv1 Test
- New Release UiPath-ADPv1 Exam Questions- UiPath UiPath-ADPv1 Dumps □ Enter ▶ www.prepawaypdf.com ◀ and

The best UiPath certification UiPath-ADPv1 exam training mode released ☐ Search on [www.pdfvce.com] for  UiPath-ADPv1 ☐  ☐ to obtain exam materials for free download ☐ UiPath-ADPv1 Exam Question

- s more, part of that Prep4pass UiPath-ADPv1 dumps now are free: <https://drive.google.com/open?id=1k2kwXXNacEFmLsrt1ZFtSvzQBgb1l>

What's more, part of that Prep4pass UiPath-ADPv1 dumps now are free: <https://drive.google.com/open?id=1t6k12kwXXNacEFmLsr1ZFtSvzQBgb11>