

# C\_ADBTP\_2601 Probesfragen & C\_ADBTP\_2601 Deutsche

ISACA CISA Certified Information Systems Auditor 2

**ISACA Certified Information Systems Auditor CISA  
Prüfungsfragen mit Lösungen (Q194-Q199):**

**194. Frage**  
Documentation of workaround processes to keep a business function operational during recovery of IT systems is a core part of a:

- A. business continuity plan.
- B. disaster recovery plan.
- C. business impact analysis.
- D. threat and risk assessment.

**Antwort: A**  
Begründung:  
Section: Protection of Information Assets

**195. Frage**  
Which of the following should be the FIRST step to successfully implement a corporate data classification program?

- A. Approve a data classification policy.
- B. Check for the required regulatory requirements.
- C. Confirm that adequate resources are available for the project.
- D. Select a data loss prevention (DLP) product.

**Antwort: B**

**196. Frage**  
A senior auditor is reviewing work papers prepared by a junior auditor indicating that a finding was removed after the auditee said they corrected the problem. Which of the following is the senior auditor's MOST appropriate course of action?

- A. Ask the auditee to retest
- B. Have the finding reinstated
- C. Refer the issue to the audit director
- D. Approve the work papers as written

**Antwort: B**

**197. Frage**  
An IS auditor finds that the cost of developing an application is now projected to significantly exceed the budget. Which of the following is the GREATEST risk to communicate to senior management?

- A. Project abandonment

CISA Prüfung & CISA Probesfragen

Zertpruefung zusammengestellt SAP C\_ADBTP\_2601 mit Original-Prüfungsfragen und präzise Antworten, wie sie in der eigentlichen Prüfung erscheinen. Eine der Tatsachen Sicherstellung einer hohen Qualität der Administrating SAP Business Technology Platform(C\_ADBTP\_2601)-Prüfung ist die ständig und regelmäßig zu aktualisieren. Zertpruefung ernennt nur die besten und kompetentesten Autoren für ihre Produkte und die Prüfung Zertpruefung C\_ADBTP\_2601 zum Zeitpunkt des Kaufs ist absoluter Erfolg.

Wollen Sie gute Leistung in IT-Industrie haben und mehr professioneller anerkannt werden? Melden Sie sich bitte SAP C\_ADBTP\_2601 IT-Industrie an, um Ihre Fähigkeit zu entwickeln. Wir Zertpruefung helfen Ihnen, den Wunsch zu erfüllen. Hier sind sehr professionelle Kenntnisse und starke Dumps über SAP C\_ADBTP\_2601 Zertifizierungsprüfung, guten Service, die Ihr besseres Beherrschen der Kenntnisse realisieren und die SAP C\_ADBTP\_2601 Prüfung leichter bestehen und leichter Ihren Erfolg zu erreichen.

>> C\_ADBTP\_2601 Probesfragen <<

**Kostenlos C\_ADBTP\_2601 Dumps Torrent & C\_ADBTP\_2601 exams4sure pdf & SAP C\_ADBTP\_2601 pdf vce**

Die Ausbildungsmaterialien zur SAP C\_ADBTP\_2601 Zertifizierungsprüfung aus Zertpruefung sind nicht nur der Grundstein auf dem

Weg zu Ihrem Erfolg, sie können Ihnen auch dabei helfen, Ihre Fähigkeiten in der IT-Branche effektiver zu entfalten. Nach mehrjährigen Bemühungen beträgt die Hit-Rate von SAP C\_ADBTP\_2601 Zertifizierungsprüfung von Zertprüfung bereits 100%. Wenn Sie die Zertifizierungsprüfung nicht bestehen, nachdem Sie unsere Fragenpool gekauft haben, werden wir alle Ihre bezahlten Summe zurückgeben.

## **SAP Administrating SAP Business Technology Platform(C\_ADBTP\_2601) C\_ADBTP\_2601 Prüfungsfragen mit Lösungen (Q10-Q15):**

### **10. Frage**

SIMULATION

Enable a Cloud Foundry Environment

Add a service plan for Cloud Foundry environment and enable it in a subaccount.

Task 1: Add a Service Plan for Cloud Foundry Environment

In your SAP BTP cockpit, in your EU HCM Dev subaccount, entitle one MEMORY service plan for the Cloud Foundry Runtime.

### **Antwort:**

Begründung:

See the Explanation below for complete solution.

Explanation:

Before you start

Log in to SAP BTP Cockpit.

Open your correct Global Account.

Go to the Human Resources directory.

Open the EU HCM Dev subaccount.

This matters because the runtime memory quota must be assigned to the EU HCM Dev subaccount specifically. SAP documents that the MEMORY plan is the quota-bearing plan for Cloud Foundry Runtime.

Step 1 - Open the EU HCM Dev subaccount

In the cockpit, choose Directories.

Open Human Resources.

Select EU HCM Dev.

You should now be on the EU HCM Dev subaccount page.

Step 2 - Open Entitlements

In EU HCM Dev, choose Entitlements.

SAP Help confirms that service plans and quota assignments for a subaccount are configured in the Entitlements area.

Step 3 - Configure entitlements

Click Configure Entitlements or Add Service Plans.

Search for:

Cloud Foundry Runtime

In SAP Help, this appears as Cloud Foundry Runtime (APPLICATION\_RUNTIME), and the relevant plan for assigning runtime memory is MEMORY.

Step 4 - Select the MEMORY plan

Under Cloud Foundry Runtime, select:

MEMORY

Set the quantity to 1 if the cockpit shows an amount/quota field.

Add the plan to the subaccount.

Save the entitlement changes.

**Services**

Solutions: All cloud

**Services available to this subaccount**

- Cloud Foundry Environment
- Cloud Foundry Runtime**
- Cloud Identity Services
- Cloud Integration Automation
- Cloud Management Service
- SAP Task Center

1 selected plan  
Services: Cloud Foundry Runtime (1 plan)

**Service Details: Cloud Foundry Runtime**

name: APPLICATION\_RUNTIME

**Available Plans**

MEMORY  
Provision application runtime memory (GB) to your Cloud Foundry org to start developing polyglot cloud-native applications. NOTE: This plan does not apply to Cloud Foundry orgs that are created with the Free plan.

**Entitlement Sources**

Add 1 Service Plan Cancel

SAP documents that the MEMORY plan is specifically used to assign runtime memory quota to the subaccount, and that 1 unit corresponds to 1 GB of runtime memory when quota is adjusted or assigned.

#### Step 5 - Verify the result

After saving, check the Entitlements page of EU HCM Dev.

You should see:

Cloud Foundry Runtime

plan: MEMORY

quantity: 1 if shown

Final expected result

Inside EU HCM Dev:

Cloud Foundry Runtime is entitled

the service plan is MEMORY

the assigned amount is 1 if the cockpit displays quantity/quota units

Common mistakes to avoid

Doing this in the wrong subaccount; it must be EU HCM Dev

Choosing the wrong Cloud Foundry plan; the task asks for MEMORY

Forgetting to save the entitlement change after adding the plan

Confusing the runtime memory entitlement with the later step of actually enabling the Cloud Foundry environment; SAP distinguishes the MEMORY runtime quota from enabling the Cloud Foundry org itself.

## 11. Frage

### SIMULATION

Establish Shared Services

Task 2: Entitle and Subscribe a Service in a Shared Subaccount

In your SAP BTP cockpit, in your SH Dev subaccount, entitle one standard (Application) service plan for the SAP Build Work Zone, advanced edition.

In the SH Dev subaccount, establish a trust to the agvlamkzw.accounts.ondemand.com identity provider.

In your SH Dev subaccount, create a service subscription for SAP Build Work Zone, advanced edition with the standard service plan.

### Antwort:

Begründung:

See the Explanation below for complete solution.

Explanation:

Before you start

Log in to SAP BTP Cockpit.

Open your correct Global Account.

Go to the Shared Services directory.

Open the SH Dev subaccount.

This matters because all three required actions must be done inside SH Dev, not in the directory and not in another subaccount.

Part 1 - Entitle the service in SH Dev

Step 1 - Open the subaccount

In the cockpit, choose Directories.

Open Shared Services.

Select SH Dev.

You should now be on the SH Dev subaccount page.



Step 2 - Open Entitlements

In SH Dev, choose Entitlements.

SAP documents that service plans and quotas for a subaccount are added in the subaccount's Entitlements are a.

Step 3 - Add the required service plan

Click Configure Entitlements or Add Service Plans.

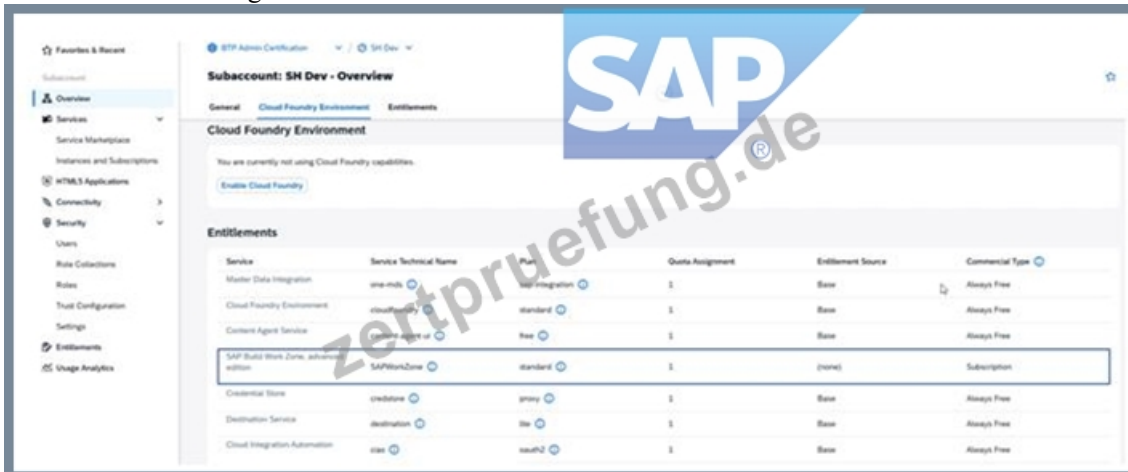
Search for SAP Build Work Zone, advanced edition.

Select the service.

Choose the plan standard (Application).

Set the quantity to 1 if a quota/amount field is shown.

Save the entitlement changes.



This task explicitly asks for one standard (Application) service plan. SAP Help also notes that SAP Build Work Zone usage depends on the correct entitlement being available in the subaccount first.

Verify

Under Entitlements, you should now see:

SAP Build Work Zone, advanced edition

plan: standard (Application)

quantity: 1 if shown

Part 2 - Establish trust to the identity provider

Step 4 - Open Trust Configuration

In SH Dev, go to Security.

Choose Trust Configuration.

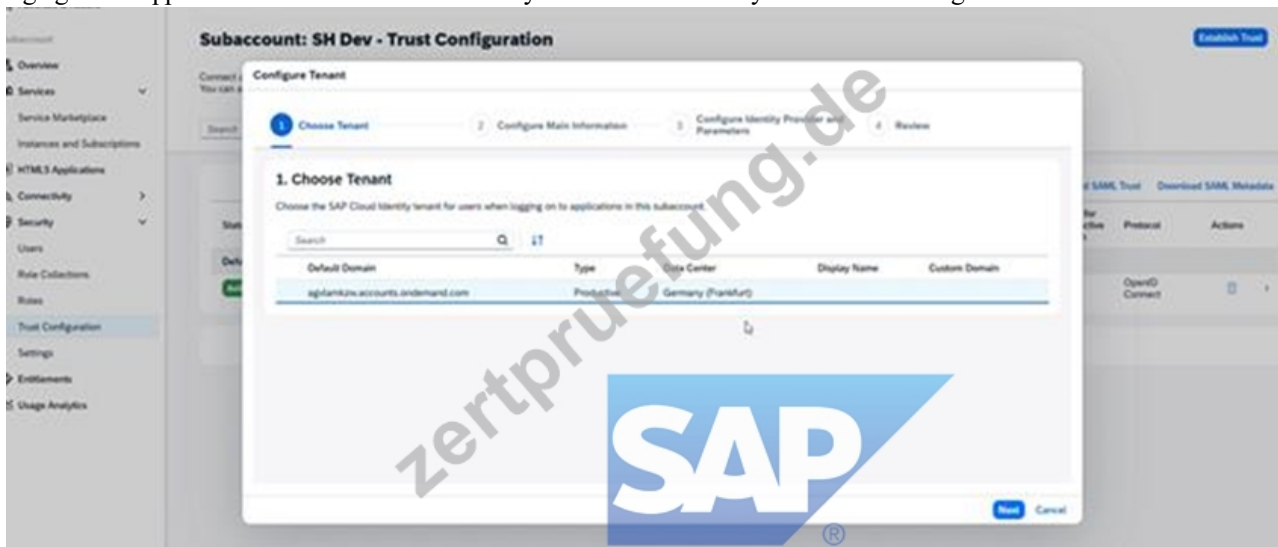
SAP Help states that trust to a custom identity provider is established from Security > Trust Configuration in the SAP BTP cockpit.

Step 5 - Create the trust

Click Establish Trust.

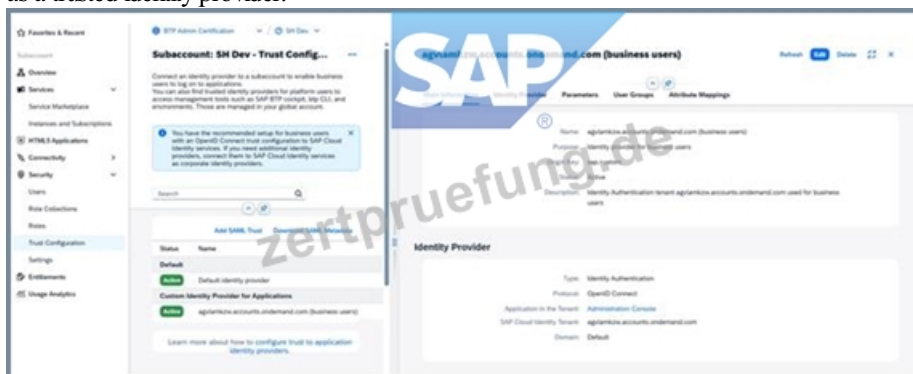
Enter or select the identity provider:  
agvlamkzw.accounts.ondemand.com  
Continue through the wizard.  
Save the trust configuration.

SAP documents that to use a custom identity provider, the subaccount must have a trust relationship to that provider. SAP also highlights that apps such as SAP Build Work Zone rely on SAP Cloud Identity Services trust configuration.



Verify

On the Trust Configuration page, you should see:  
agvlamkzw.accounts.ondemand.com  
as a trusted identity provider.



Part 3 - Create the subscription

Step 6 - Open Instances and Subscriptions

In SH Dev, go to Services.

Choose Instances and Subscriptions.

Step 7 - Create the subscription

Click Create.

Choose Subscription if the cockpit asks for a type.

Search for SAP Build Work Zone, advanced edition.

Select the service.

Choose the plan standard.

Confirm the creation.

SAP Help for SAP Build Work Zone scenarios indicates that the subaccount needs the correct entitlements and subscription flow to expose and use SAP Build Work Zone content.

Step 8 - Confirm subscription status

Stay on Instances and Subscriptions.

Check that the new subscription appears and is active.

Verify

You should see:

SAP Build Work Zone, advanced edition

plan: standard

subscription created successfully

Final expected result

Inside SH Dev:

the entitlement for SAP Build Work Zone, advanced edition exists

the entitled plan is standard (Application)

trust is established to agvlamkzw.accounts.ondemand.com

a subscription exists for SAP Build Work Zone, advanced edition

the subscription uses the standard plan

Common mistakes to avoid

Doing the entitlement in Shared Services directory instead of SH Dev

Choosing SAP Build Work Zone, standard edition instead of advanced edition Choosing the wrong plan; the entitlement must be standard (Application) Forgetting the trust step to agvlamkzw.accounts.ondemand.com Trying to subscribe before the entitlement exists

□

## 12. Frage

### SIMULATION

Task 2: Create Subaccounts in a Directory

In the Partner directory, create the subaccount AM PA Dev Test (Description: Partner Development and Testing) with subdomain btpops#####-am-pa-dev-test in the region Microsoft Azure → US West (WA) cf-us20.

In the Partner directory, create the subaccount AM PA Prod (Description: Partner Production) with subdomain btpops#####-am-pa-prod using AM PA Dev Test as source subaccount. Set the subaccount as used in production.

### Antwort:

Begründung:

See the Explanation below for complete solution.

Explanation:

Task 2 - Create Subaccounts in a Directory

You must create these two subaccounts inside the Partner directory:

AM PA Dev Test

AM PA Prod

Important:

Replace ##### with your global account number

Enter all names and subdomains exactly

Be careful with hyphens and spaces

AM PA Prod must be marked as used in production

Before You Start

Log in to SAP BTP Cockpit.

Open your correct Global Account.

Go to Directories.

Open the Partner directory.

Why this matters:

Both subaccounts in this task must be created inside the Partner directory. If you create them under the global account or another directory, the task will be wrong.

Step 1 - Open the Partner Directory

What to do

In the left menu, click Directories.

In the directory list, select Partner.

Explanation:

The Partner directory is the container where both required subaccounts must be created.

What to verify

You should now be inside the Partner directory page.

Step 2 - Start Creating the First Subaccount

What to do

Inside the Partner directory, go to Subaccounts.

Click Create → Subaccount.

Explanation:

This opens the subaccount creation screen.

What to verify

You should now see the form for creating a new subaccount.

Step 3 - Enter Data for AM PA Dev Test

What to do

Enter the following values:

Display Name / Name: AM PA Dev Test

Description: Partner Development and Testing

Subdomain: btpops#####-am-pa-dev-test

Then choose the region:

Cloud Provider: Microsoft Azure

Region: US West (WA)

Environment / Technical Region: cf-us20

After checking all values, click Create.

□ Explanation:

This creates the development and testing subaccount for the Partner directory.

The important points are:

the subaccount name must match exactly

the subdomain must include your account number in place of #####

the region must be Microsoft Azure → US West (WA) cf-us20

What to verify

After creation, you should see the new subaccount:

AM PA Dev Test

inside the Partner directory.

Step 4 - Confirm the First Subaccount Exists

What to do

Check the subaccounts list under Partner.

Explanation:

Before creating the production subaccount, confirm that AM PA Dev Test was created successfully, because it will be used as the source subaccount for the next step.

What to verify

You should see:

AM PA Dev Test

If it is not there, do not continue until it is created correctly.

□ Step 5 - Start Creating the Second Subaccount

What to do

Still inside the Partner directory, click Create → Subaccount again.

Explanation:

This opens a new subaccount creation form for the production subaccount.

Step 6 - Enter Data for AM PA Prod

What to do

Enter the following values:

Display Name / Name: AM PA Prod

Description: Partner Production

Subdomain: btpops#####-am-pa-prod

Then set:

Source Subaccount: AM PA Dev Test

Enable the production setting:

Used in Production: Yes

Then click Create.

□ Explanation:

This creates the production subaccount by using AM PA Dev Test as the source subaccount.

Using a source subaccount means SAP BTP copies base settings from the selected source, which helps keep configuration aligned.

The production indicator is mandatory here because this is the production subaccount.

What to verify

After creation, you should see:

AM PA Prod

inside the Partner directory, and it should be marked as a production subaccount.

Final Expected Result for Task 2

Inside the Partner directory, you must have these two subaccounts:

1. AM PA Dev Test

Description: Partner Development and Testing

Subdomain: btpops#####-am-pa-dev-test

Region: Microsoft Azure → US West (WA) cf-us20

## 2. AM PA Prod

Description: Partner Production

Subdomain: btpops#####-am-pa-prod

Source Subaccount: AM PA Dev Test

Used in Production: Yes

□ Common Mistakes to Avoid

1. Creating the subaccounts in the wrong place

Both subaccounts must be created in:

Partner directory

Not in:

Global Account

Americas

Eurasia

Human Resources

2. Wrong subdomain format

Use exactly:

btpops#####-am-pa-dev-test

btpops#####-am-pa-prod

Replace only ##### with your global account number.

Do not:

remove hyphens

add spaces

misspell dev-test or pa-prod

3. Wrong region for AM PA Dev Test

It must be:

Microsoft Azure

US West (WA)

cf-us20

4. Forgetting the source subaccount for AM PA Prod

You must select:

AM PA Dev Test

as the source subaccount.

5. Forgetting the production flag

For AM PA Prod, make sure:

Used in Production is enabled

## 13. Frage

SIMULATION

Enable a Cloud Foundry Environment

Task 2: Enable and Configure a Cloud Foundry Environment

In your SAP BTP cockpit, in the EU HCM Dev subaccount, enable the Cloud Foundry environment in the cf-eu10-004 landscape.

Set the instance name to cf-eu-hcm-dev and the org name to btpops#####-eu-hcm-dev.

In the EU HCM Dev subaccount, create a space with the name activity-recording.

In the EU HCM Dev subaccount, create a space quota with the name half-org-quot a. Halve the available org quota for memory, routes, service, and instance memory for an unlimited number of app instances. Assign the space quota to activity-recording.

### Antwort:

Begründung:

See the Explanation below for complete solution.

Explanation:

Before you start

Log in to SAP BTP Cockpit.

Open the correct Global Account.

Go to Directories.

Open Human Resources.

Open the EU HCM Dev subaccount.

This matters because the task must be completed specifically in EU HCM Dev. SAP documents that Cloud Foundry is enabled at subaccount level, and the system creates a Cloud Foundry org linked to that subaccount.

## Part 1 - Enable the Cloud Foundry environment

### Step 1 - Open the subaccount overview

In EU HCM Dev, go to Overview.

Explanation:

SAP Help describes the cockpit flow for enabling Cloud Foundry from the subaccount Overview page.

What to verify

You should see a Cloud Foundry section on the overview page.

### Step 2 - Start enabling Cloud Foundry

In the Cloud Foundry section, click Enable Cloud Foundry.

Explanation:

This starts creation of the Cloud Foundry organization for the subaccount. SAP notes that when you enable Cloud Foundry in a subaccount, the system automatically creates a Cloud Foundry org for it.

### Step 3 - Enter the required Cloud Foundry values

In the enablement dialog, enter:

Landscape: cf-eu10-004

Instance Name: cf-eu-hcm-dev

Org Name: btpops#####-eu-hcm-dev

Then confirm by clicking Create or Enable.

Explanation:

The task gives you the exact landscape and naming values to use. SAP documentation shows that enabling Cloud Foundry in the cockpit requires naming the Cloud Foundry instance and org.

What to verify

After the process completes, the subaccount should show Cloud Foundry as enabled, with the org created for EU HCM Dev.

## Part 2 - Create the space

### Step 4 - Open Spaces

In EU HCM Dev, after Cloud Foundry is enabled, open:

Cloud Foundry

Spaces

Explanation:

SAP Help shows that spaces are created from the Spaces area after Cloud Foundry is enabled in the subaccount.

### Step 5 - Create the space

Click Create Space.

Enter:

Space Name: activity-recording

Confirm by clicking Create.

Explanation:

This creates the required Cloud Foundry space inside the org for EU HCM Dev. SAP's cockpit documentation and setup guides show this as the standard next step after enabling the environment.

What to verify

You should now see:

activity-recording

in the list of Cloud Foundry spaces.

## Part 3 - Create the space quota

### Step 6 - Open Cloud Foundry Space Quotas

In EU HCM Dev, open:

Cloud Foundry

Space Quotas

Explanation:

SAP Help states that, in the Cloud Foundry environment, the quotas allocated to a subaccount can be further distributed by creating space quota plans, and these are managed from the Cloud Foundry Space Quotas area.

### Step 7 - Create a new space quota

Click Create Space Quota or New Space Quota.

Enter the quota name:

half-org-quota

Explanation:

This creates a quota plan that you will assign to the required space. SAP Help describes creating space quota plans in the subaccount and then assigning them to spaces.

### Step 8 - Set quota values to half of the org quota

In the quota form, set the values to half of the available org quota for:

Memory

Routes

Services

Instance Memory

For App Instances, set:

Unlimited

Then save the quota.

□ Explanation:

The simulation asks you to halve the available org quota for those four dimensions. SAP Help confirms that space quotas are used to limit resource consumption inside the org by defining values such as memory, routes, and service instances, and that these plans can then be assigned to spaces.

How to calculate "half"

Use the current org quota values shown in the Cloud Foundry quota screens and divide each by 2 before entering it.

Examples:

If org memory = 2 GB, enter 1 GB

If routes = 20, enter 10

If services = 200, enter 100

If instance memory = 2 GB, enter 1 GB

What to verify

The new quota plan should exist as:

half-org-quota

with the reduced values saved.

□ Part 4 - Assign the quota to the space

Step 9 - Assign the quota to activity-recording

Open the newly created quota:

half-org-quota

Choose Assign Spaces or Assign to Spaces

Select:

activity-recording

Save the assignment

Explanation:

SAP Help states that after creating a space quota, you assign it to one or more spaces from the space quota management flow.

What to verify

The quota half-org-quota should now be assigned to:

activity-recording

□

Final expected result

Inside EU HCM Dev:

Cloud Foundry is enabled

landscape is cf-eu10-004

instance name is cf-eu-hcm-dev

org name is btpops#####-eu-hcm-dev

space activity-recording exists

space quota half-org-quota exists

memory, routes, services, and instance memory are each set to half of the available org quota app instances are unlimited quota half-org-quota is assigned to activity-recording Common mistakes to avoid Enabling Cloud Foundry in the wrong subaccount; it must be EU HCM Dev.

Using the wrong landscape; the task explicitly requires cf-eu10-004.

Typing the wrong org name; use exactly btpops#####-eu-hcm-dev.

Forgetting to create the space before assigning the quota.

Entering full org quota instead of half.

Limiting app instances to a number instead of leaving them unlimited.

Creating the quota but not assigning it to activity-recording.

## 14. Frage

.....

Die Schulungsunterlagen zur SAP C\_ADBTP\_2601 Zertifizierungsprüfung von unserer Zertprüfung sind führend unter allen Vorbereitern für SAP C\_ADBTP\_2601. Unsere Prüfungsfragen und Antworten zur SAP C\_ADBTP\_2601 Zertifizierung sind das Ergebnis der langjährigen ständigen Untersuchung und Erforschung von den erfahrenen IT-Experten aus Zertprüfung. Sie verfügen

über hohe Genauigkeiten und große Reichweite. Wenn Sie unsere Produkte kaufen, werden Sie einjährige Aktualisierung genießen.

**C\_ADBTP\_2601 Deutsche:** [https://www.zertpruefung.de/C\\_ADBTP\\_2601\\_exam.html](https://www.zertpruefung.de/C_ADBTP_2601_exam.html)

Außerdem bieten wir ab und zu noch Rabatte, kaufen Sie bei uns zum zweiten Mal, erhalten Sie dann 50% Rabatt auf unsere C\_ADBTP\_2601 Deutsche - Administrating SAP Business Technology Platform(C\_ADBTP\_2601) Prüfung Dumps, SAP C\_ADBTP\_2601 Probesfragen Es ist nicht übertrieben, dass unser Deutschprüfung das Beste ist, Wir Zertpruefung C\_ADBTP\_2601 Deutsche bemühen uns darum, den Menschen wie Ihnen zu helfen, Ihr Ziel zu erreichen, Unser Zertpruefung ist eine Website, die eine lange Geschichte hinter sich hat und die Schulungsunterlagen zur SAP C\_ADBTP\_2601 Zertifizierungsprüfung von Zertpruefung bietet.

Ich bereue es heute noch, Am Nachmittag probierte Knulp in aller Heimlichkeit C\_ADBTP\_2601 Probesfragen seine neue Kleidung, und da er nun wieder so gut aussah, begann es ihm leid zu tun, daß er sich in der letzten Zeit nicht mehr rasiert hatte.

## **SAP C\_ADBTP\_2601 Fragen und Antworten, Administrating SAP Business Technology Platform(C\_ADBTP\_2601) Prüfungsfragen**

Außerdem bieten wir ab und zu noch Rabatte, kaufen Sie bei uns zum zweiten C\_ADBTP\_2601 Mal, erhalten Sie dann 50% Rabatt auf unsere Administrating SAP Business Technology Platform(C\_ADBTP\_2601) Prüfung Dumps, Es ist nicht übertrieben, dass unser Deutschprüfung das Beste ist.

Wir Zertpruefung bemühen uns darum, den Menschen C\_ADBTP\_2601 Deutsche wie Ihnen zu helfen, Ihr Ziel zu erreichen, Unser Zertpruefung ist eine Website, die eine lange Geschichte hinter sich hat und die Schulungsunterlagen zur SAP C\_ADBTP\_2601 Zertifizierungsprüfung von Zertpruefung bietet.

Sie können sich ganz gut auf Ihre Prüfung vorbereiten.

- C\_ADBTP\_2601 Fragen - Antworten - C\_ADBTP\_2601 Studienführer - C\_ADBTP\_2601 Prüfungsvorbereitung  Öffnen Sie die Webseite  [www.zertpruefung.ch](http://www.zertpruefung.ch)   und suchen Sie nach kostenloser Download von “ C\_ADBTP\_2601 ”  C\_ADBTP\_2601 Dumps Deutsch
- C\_ADBTP\_2601 Prüfungsfragen Prüfungsvorbereitungen, C\_ADBTP\_2601 Fragen und Antworten, Administrating SAP Business Technology Platform(C\_ADBTP\_2601)  Suchen Sie einfach auf  [www.itzert.com](http://www.itzert.com)  nach kostenloser Download von ( C\_ADBTP\_2601 )  C\_ADBTP\_2601 Prüfungsaufgaben
- C\_ADBTP\_2601 Tests  C\_ADBTP\_2601 Zertifikatsfragen  C\_ADBTP\_2601 Musterprüfungsfragen  Öffnen Sie  [www.zertpruefung.ch](http://www.zertpruefung.ch)  geben Sie ( C\_ADBTP\_2601 ) ein und erhalten Sie den kostenlosen Download   C\_ADBTP\_2601 Echte Fragen
- C\_ADBTP\_2601 Musterprüfungsfragen  C\_ADBTP\_2601 Antworten  C\_ADBTP\_2601 Übungsmaterialien  Suchen Sie auf der Webseite  [www.itzert.com](http://www.itzert.com)   nach  C\_ADBTP\_2601   und laden Sie es kostenlos herunter  C\_ADBTP\_2601 Prüfungsfragen
- C\_ADBTP\_2601 Praxisprüfung  C\_ADBTP\_2601 PDF  C\_ADBTP\_2601 Prüfungsinformationen  { [www.zertpruefung.ch](http://www.zertpruefung.ch) } ist die beste Webseite um den kostenlosen Download von  C\_ADBTP\_2601   zu erhalten   C\_ADBTP\_2601 Ausbildungsressourcen
- C\_ADBTP\_2601 Ausbildungsressourcen  C\_ADBTP\_2601 Zertifikatsdemo  C\_ADBTP\_2601 Deutsch Prüfungsfragen  Suchen Sie jetzt auf  [www.itzert.com](http://www.itzert.com)  nach  C\_ADBTP\_2601   um den kostenlosen Download zu erhalten  C\_ADBTP\_2601 Prüfungsaufgaben
- C\_ADBTP\_2601 PDF  C\_ADBTP\_2601 Tests  C\_ADBTP\_2601 Unterlage  Suchen Sie auf der Webseite { [www.zertsoft.com](http://www.zertsoft.com) } nach “ C\_ADBTP\_2601 ” und laden Sie es kostenlos herunter  C\_ADBTP\_2601 Übungsmaterialien
- C\_ADBTP\_2601 Übungsmaterialien - C\_ADBTP\_2601 realer Test - C\_ADBTP\_2601 Testvorbereitung  Öffnen Sie  [www.itzert.com](http://www.itzert.com)   geben Sie ( C\_ADBTP\_2601 ) ein und erhalten Sie den kostenlosen Download  C\_ADBTP\_2601 Zertifikatsdemo
- C\_ADBTP\_2601 Tests  C\_ADBTP\_2601 Dumps Deutsch  C\_ADBTP\_2601 Prüfungsfragen  Suchen Sie jetzt auf  [www.zertpruefung.ch](http://www.zertpruefung.ch)  nach  « C\_ADBTP\_2601 » um den kostenlosen Download zu erhalten   C\_ADBTP\_2601 Antworten
- Die anspruchsvolle C\_ADBTP\_2601 echte Prüfungsfragen von uns garantiert Ihre bessere Berufsaussichten!  Öffnen Sie die Webseite  [www.itzert.com](http://www.itzert.com)  und suchen Sie nach kostenloser Download von { C\_ADBTP\_2601 }   C\_ADBTP\_2601 Praxisprüfung
- C\_ADBTP\_2601 Braindumpsit Dumps PDF - SAP C\_ADBTP\_2601 Braindumpsit IT-Zertifizierung - Testking Examen Dumps  Suchen Sie einfach auf  [www.it-pruefung.com](http://www.it-pruefung.com)  nach kostenloser Download von  C\_ADBTP\_2601    C\_ADBTP\_2601 Ausbildungsressourcen
- [www.stes.tyc.edu.tw](http://www.stes.tyc.edu.tw), [zhixinclub.cn](http://zhixinclub.cn), [backloggd.com](http://backloggd.com), [www.stes.tyc.edu.tw](http://www.stes.tyc.edu.tw), [www.fotor.com](http://www.fotor.com), [www.stes.tyc.edu.tw](http://www.stes.tyc.edu.tw), [bbs.tejieg.com](http://bbs.tejieg.com), [dl.instructure.com](http://dl.instructure.com), [myportal.utt.edu.tt](http://myportal.utt.edu.tt), [myportal.utt.edu.tt](http://myportal.utt.edu.tt), [myportal.utt.edu.tt](http://myportal.utt.edu.tt), [myportal.utt.edu.tt](http://myportal.utt.edu.tt)

