


# MB-500 Prep Training - MB-500 Study Guide & MB-500 Test Pdf




(EXAM MB-500)

## MICROSOFT DYNAMICS 365 FINANCE AND OPERATIONS APPS DEVELOPER

STEP BY STEP PREPARATORY GUIDE

### REVISE EXAM OBJECTIVES


1



- Plan architecture and solution design (5-10%)
- Apply developer tools (10-15%)
- Design and develop AOT elements (20-25%)
- Develop and test code (10-15%)
- Implement reporting (10-15%)
- Integrate and manage data solutions (10-15%)
- Implement security and optimize performance (10-15%)

### STUDY RESOURCES


2



- Instructor-led Training - Microsoft Dynamics 365: Finance and Operations Apps Developer
- Learning Paths
  1. Introduction to developing with Finance and Operations apps
  2. Build Finance and Operations apps
  3. Extend Finance and Operations apps
  4. Connect to Finance and Operations apps
  5. Migrate data and go live with Finance and Operations apps

### TAKE PRACTICE TESTS

3



- Take Practice Tests on [Testpreptraining.com](https://testpreptraining.com)
- Evaluate Yourself



What's more, part of that CertkingdomPDF MB-500 dumps now are free: [https://drive.google.com/open?id=175M9i3UmG4jPED4ujtAUoEO\\_X5AFbtL3](https://drive.google.com/open?id=175M9i3UmG4jPED4ujtAUoEO_X5AFbtL3)

Do you want to obtain your certification as soon as possible? If you do, you can try MB-500 exam materials of us, we will help you obtain the certification with the least time. MB-500 training materials are edited by skilled experts, therefore the quality can be guaranteed. In order to build up your confidence for MB-500 exam dumps, we are pass guarantee and money back guarantee, and if you fail to pass the exam, we will give you full refund. In addition, free update for 365 days is available, so that you can know the latest version and exchange your practicing method according to new changes. The update version for MB-500 Exam Materials will be sent to your email automatically.

Microsoft MB-500 Exam is an important step in becoming a certified Microsoft Dynamics 365: Finance and Operations Apps Developer. MB-500 exam covers a wide range of topics related to finance and operations apps development in Dynamics 365 and is designed to test the skills and knowledge of developers who are working with Dynamics 365 Finance and Operations apps. Passing the exam is a great way to demonstrate your credibility and expertise in Dynamics 365 and can help you stand out in a competitive job market.

>> Latest MB-500 Test Guide <<

## MB-500 Reliable Test Notes | MB-500 Test Voucher

There are thousands of customers that have passed the Microsoft Dynamics 365: Finance and Operations Apps Developer (MB-500) examination by merely using the product of CertkingdomPDF. We keep updating our Microsoft Dynamics 365: Finance and Operations Apps Developer (MB-500) preparation material after getting feedback from professionals. A 24/7 customer is available at CertkingdomPDF to help customers in the right way and solve their problems quickly.

## Microsoft Dynamics 365: Finance and Operations Apps Developer Sample Questions (Q263-Q268):

### NEW QUESTION # 263

You need to create an extension of the table and perform a build and synchronize the newly extended table.

Which three actions should you perform in sequence? to answer, move the appropriate actions from the list of actions to the answer area and arrange them in the correct order.

Actions	Answer area
Open the WhsTmpStatusChange table from the application explorer.	
Right-click the project and build the project.	
Right-click the project, select Properties, set the Synchronize Database on Build property to <b>True</b> , and then select <b>OK</b> .	
Right-click the WhsTmpStatusChange table in the solution explorer and create an extension.	
Right-click WhsTmpStatusChange in the Application Object Tree (AOT) to create the extension and add it to the project.	

**Answer:**

**Explanation:**

Actions	Answer area
Open the WhsTmpStatusChange table from the application explorer.	
Right-click the project and build the project.	
Right-click the project, select Properties, set the Synchronize Database on Build property to <b>True</b> , and then select <b>OK</b> .	
Right-click the WhsTmpStatusChange table in the solution explorer and create an extension.	
Right-click WhsTmpStatusChange in the Application Object Tree (AOT) to create the extension and add it to the project.	

Answer area
Right-click WhsTmpStatusChange in the Application Object Tree (AOT) to create the extension and add it to the project.
Right-click the project, select Properties, set the Synchronize Database on Build property to <b>True</b> , and then select <b>OK</b> .
Right-click the project and build the project.

**Explanation**

Answer area

- 1 Right-click WhsTmpStatusChange in the Application Object Tree and select Add to the project.
- 2 Right-click the project, select Properties, set the Synchronize Database on Build property to **True**, and then select **OK**.
- 3 Right-click the project and build the project.

NEW QUESTION # 264

You need to design the new data entity for the purchase order inquiries records.

Which values should you set on the data entity properties? To answer, move the appropriate values to the correct data entity properties. You may use each value once, more than once, or not at all- You may need to move the split bar between panes or scroll to view content NOTE: Each correct selection is worth one point.

Values	Set property values on the data entity						
<input type="text" value="Yes"/>	<table border="1"><thead><tr><th>Data entity property</th><th>Value</th></tr></thead><tbody><tr><td>Data Management Enabled</td><td><input type="text"/></td></tr><tr><td>Is Public</td><td><input type="text"/></td></tr></tbody></table>	Data entity property	Value	Data Management Enabled	<input type="text"/>	Is Public	<input type="text"/>
Data entity property	Value						
Data Management Enabled	<input type="text"/>						
Is Public	<input type="text"/>						
<input type="text" value="No"/>							

Answer:

Explanation:

Values	Set property values on the data entity						
<input type="text" value="Yes"/>	<table border="1"><thead><tr><th>Data entity property</th><th>Value</th></tr></thead><tbody><tr><td>Data Management Enabled</td><td><input type="text" value="Yes"/></td></tr><tr><td>Is Public</td><td><input type="text" value="No"/></td></tr></tbody></table>	Data entity property	Value	Data Management Enabled	<input type="text" value="Yes"/>	Is Public	<input type="text" value="No"/>
Data entity property	Value						
Data Management Enabled	<input type="text" value="Yes"/>						
Is Public	<input type="text" value="No"/>						
<input type="text" value="No"/>							

Explanation:

Values	Set property values on the data entity						
<input type="text" value="Yes"/>	<table border="1"><thead><tr><th>Data entity property</th><th>Value</th></tr></thead><tbody><tr><td>Data Management Enabled</td><td><input type="text" value="Yes"/></td></tr><tr><td>Is Public</td><td><input type="text" value="Value"/></td></tr></tbody></table>	Data entity property	Value	Data Management Enabled	<input type="text" value="Yes"/>	Is Public	<input type="text" value="Value"/>
Data entity property	Value						
Data Management Enabled	<input type="text" value="Yes"/>						
Is Public	<input type="text" value="Value"/>						
<input type="text" value="No"/>							

NEW QUESTION # 265

You need to develop, test, and deploy the Vendor Exclusion list solution.

What should you create? To answer, drag the appropriate objects to the correct actions. Each element may be used once, more than once, or not at all. You may need to drag the split bar between panes or scroll to view content.

NOTE: Each correct selection is worth one point.

**Objects to create**

existing model

new model

deployable package

package

model file

project

**Answer Area**

**Action**

Create a new deployable unit.

Object to add.

Create, manage, and group elements.

Distribute the solution to customers.

**Object to create**

**Answer:**

**Explanation:**

**Objects to create**

existing model

new model

deployable package

package

model file

project

**Answer Area**

**Action**

Create a new deployable unit.

Object to add.

Create, manage, and group elements.

Distribute the solution to customers.

**Object to create**

package

new model

project

deployable package

**Explanation**

Action	Object to create
Create a new deployable unit.	package
Object to add.	new model
Create, manage, and group elements.	project
Distribute the solution to customers.	deployable package

Box 1: package

An AOT package is a deployment and compilation unit of one or more models that can be applied to an environment. It includes model metadata, binaries, reports and other associated resources. One or more AOT packages can be packaged into a deployable



package, which is the vehicle used for deployment of code (and customizations) on demo, sandbox, and production environments.

Box 2: New model

Model - You configure your model to refer to two other models. This enables your model to reference metadata and code elements that are in other packages.

Box 3: project

Project - You create a project and then associate your project to your new model. You add elements to your project, which are also added to your model. Specifically, you add an extended data type (EDT). You also add a table that you populate with fields and a method.

Box 4: deployable package

Reference:

<https://docs.microsoft.com/en-us/dynamics365/fin-ops-core/dev-itpro/dev-tools/create-data-model-elements>

### NEW QUESTION # 266

A company uses Dynamics 365 Finance. The company is implementing an independent software vendor (ISV) solution.

You overlay the ISV code to add functionality to the solution.

You need to configure code compare options.

Which code compare option should you use? To answer, drag the appropriate code compare options to the correct scenarios. Each code compare option may be used once, more than once, or not at all. You may need to drag the split bar between panes or scroll to view content.

NOTE: Each correct selection is worth one point.

Code compare options	Scenario	Code compare option
Compare and merge code	Compare the custom code with the code in the ISV solution.	
Compare code with baseline	Compare the code with the code in the ISV solution to identify and resolve conflicts.	
Compare metadata with baseline	Compare elements of a form with those in the ISV solution.	

Answer:

Explanation:

Code compare options	Scenario	Code compare option
Compare and merge code	Compare the custom code with the code in the ISV solution.	Compare code with baseline
Compare code with baseline	Compare the code with the code in the ISV solution to identify and resolve conflicts.	Compare and merge code
Compare metadata with baseline	Compare elements of a form with those in the ISV solution.	Compare metadata with baseline

Explanation:

Code compare options	Scenario	Code compare option
Compare and merge code	Compare the custom code with the code in the ISV solution.	Compare code with baseline
Compare code with baseline	Compare the code with the code in the ISV solution to identify and resolve conflicts.	Compare and merge code
Compare metadata with baseline	Compare elements of a form with those in the ISV solution.	Compare metadata with baseline

### NEW QUESTION # 267

A company requires a change to one of the base Microsoft SQL Server Reporting Services (SSRS) reports.

The report must include a new field that automatically filters the report based on the user who opens the report.

You need to add the new field as specified.

What should you do? To answer, select the appropriate options in the answer area.

NOTE: Each correct selection is worth one point.

### Requirement

### Action

Add the new field to the report.

Duplicate the existing report in an extension model.  
Extend the existing report in an extension model.  
Customize the existing report.

Automatically filter based on the user.

Use the Controller class.  
Use the ReportDataProvider class.

**Answer:**

Explanation:

### Requirement

### Action

Add the new field to the report.

Duplicate the existing report in an extension model.  
Extend the existing report in an extension model.  
Customize the existing report.

Automatically filter based on the user.

Use the Controller class.  
Use the ReportDataProvider class.

Explanation:

Requirement	Action
Add the new field to the report.	Duplicate the existing report in an extension model. Extend the existing report in an extension model. Customize the existing report.
Automatically filter based on the user.	Use the Controller class. Use the ReportDataProvider class.

Reference:

<https://docs.microsoft.com/en-us/dynamics365/fin-ops-core/dev-itpro/analytics/customize-app-suite-reports-with-extensions>

<https://community.dynamics.com/ax/b/dynamics101trainingcenterax/posts/developing-a-ssrs-report-using-the-report-data-provider-in-microsoft-dynamics-ax-2012>

### NEW QUESTION # 268

.....

The main key to passing the MB-500 exam is to use your time affectionately and grasp every topic so you can attempt the maximum number of questions in the actual MB-500 Exam. By studying the questions mentioned in the prep material, the candidates have control over the exam anxiety in no time.

**MB-500 Reliable Test Notes:** <https://www.certkingdompdf.com/MB-500-latest-certkingdom-dumps.html>

- 100% Pass Quiz MB-500 - Microsoft Dynamics 365: Finance and Operations Apps Developer Authoritative Latest Test Guide □ □ [www.exam4labs.com](http://www.exam4labs.com) □ is best website to obtain 「 MB-500 」 for free download □ Valid MB-500 Exam Vce
- Pass Guaranteed Quiz The Best Microsoft - MB-500 - Latest Microsoft Dynamics 365: Finance and Operations Apps Developer Test Guide □ Copy URL ▷ [www.pdfvce.com](http://www.pdfvce.com) ◁ open and search for [ MB-500 ] to download for free □ Valid MB-500 Study Materials
- High Quality MB-500 Guide Torrent: Microsoft Dynamics 365: Finance and Operations Apps Developer Help You Get Certification - [www.testkingpass.com](http://www.testkingpass.com) □ Download ( MB-500 ) for free by simply entering ➡ [www.testkingpass.com](http://www.testkingpass.com)

- website □ MB-500 Latest Braindumps
- Microsoft Latest MB-500 Test Guide: Microsoft Dynamics 365: Finance and Operations Apps Developer - Pdfvce Download Demo Free □ Search for ➡ MB-500 □ on { [www.pdfvce.com](http://www.pdfvce.com) } immediately to obtain a free download □ New MB-500 Exam Test
- Latest MB-500 Training □ Valid Braindumps MB-500 Files □ Exam MB-500 Prep □ Easily obtain free download of [ MB-500 ] by searching on “[www.vceengine.com](http://www.vceengine.com)” □ Valid MB-500 Study Materials
- MB-500 Exam Collection □ Latest MB-500 Training □ New MB-500 Test Online □ Open ➡ [www.pdfvce.com](http://www.pdfvce.com) □□□ and search for 《 MB-500 》 to download exam materials for free □ MB-500 Latest Version
- MB-500 Exam Collection □ MB-500 Associate Level Exam □ MB-500 Associate Level Exam □ Copy URL ➤ [www.vce4dumps.com](http://www.vce4dumps.com) □ open and search for ▶ MB-500 ◀ to download for free □ MB-500 Exam Collection
- Latest MB-500 Exam Questions Vce □ New MB-500 Test Online □ Latest MB-500 Training □ Search for ➡ MB-500 □ and easily obtain a free download on ▷ [www.pdfvce.com](http://www.pdfvce.com) ◁ □ Latest MB-500 Exam Questions Vce
- MB-500 Study Guide - MB-500 Test Dumps - MB-500 Practice Test □ Search for 「 MB-500 」 on □ [www.examcollectionpass.com](http://www.examcollectionpass.com) □ immediately to obtain a free download □ MB-500 Questions Exam
- With Pdfvce Microsoft MB-500 Real Questions Nothing Can Stop You from Getting Success □ Search for □ MB-500 □ and download it for free immediately on ➡ [www.pdfvce.com](http://www.pdfvce.com) □ □ MB-500 Latest Braindumps
- Pass Guaranteed Quiz Microsoft - High Pass-Rate MB-500 - Latest Microsoft Dynamics 365: Finance and Operations Apps Developer Test Guide □ Download ✓ MB-500 □ ✓ □ for free by simply searching on ➡ [www.practicevce.com](http://www.practicevce.com) □ □ Latest MB-500 Training
- [pixabay.com](http://pixabay.com), [www.flirtic.com](http://www.flirtic.com), [www.stes.tyc.edu.tw](http://www.stes.tyc.edu.tw), [www.stes.tyc.edu.tw](http://www.stes.tyc.edu.tw), [study.stcs.edu.np](http://study.stcs.edu.np), [nikitraders.com](http://nikitraders.com), [pct.edu.pk](http://pct.edu.pk), [online.mdproedu.in](http://online.mdproedu.in), [www.stes.tyc.edu.tw](http://www.stes.tyc.edu.tw), [www.stes.tyc.edu.tw](http://www.stes.tyc.edu.tw), Disposable vapes

P.S. Free & New MB-500 dumps are available on Google Drive shared by CertkingdomPDF: [https://drive.google.com/open?id=175M9i3UmG4jPED4ujtAUoEO\\_X5AFbtL3](https://drive.google.com/open?id=175M9i3UmG4jPED4ujtAUoEO_X5AFbtL3)