

Latest Microsoft PL-400 Exam Simulator, Test PL-400 Testking



BTW, DOWNLOAD part of ActualtestPDF PL-400 dumps from Cloud Storage: <https://drive.google.com/open?id=11WBa5grB72XZmnZ3NFjmg58GYiC2JOm>

At ActualtestPDF, we stand behind our Microsoft PL-400 Exam Questions and offer a money-back guarantee in the event of failure. We are confident that our Microsoft Power Platform Developer (PL-400) exam questions and practice test engine will provide you with all the information and tools you need to pass the exam with flying colors. Plus, for a limited time, we are offering a 20% discount on your purchase. Don't wait – invest in your future and advance your career with ActualtestPDF today.

Do you want to pass exam 100% one-shot? Do you want to get certification fast? Microsoft PL-400 actual test question is a good way. If you study hard, 20-40 hours' preparation will help you pass exam. Once you clear PL-400 exam and obtain certification you will have a bright future. You have a great advantage over the other people. Microsoft PL-400 Actual Test questions have effective high-quality content and cover at least more than 88% of the real test questions. Looking for the best exam preparation, ours is the best.

>> Latest Microsoft PL-400 Exam Simulator <<

Fantastic Latest PL-400 Exam Simulator & Leader in Qualification Exams & Pass-Sure PL-400: Microsoft Power Platform Developer

Do you want to obtain your PL-400 study materials as quickly as possible? If you do, then we will be your best choice. You can receive downloading link and password with ten minutes after buying. In addition, PL-400 exam dumps are high quality, because we have experienced experts to edit, and you can pass your exam by using PL-400 Exam Materials of us. In addition, we are pass guarantee and money back guarantee, if you fail to pass the exam by using PL-400 study materials of us, we will give you full refund. And the money will be returned to your payment account.

Details to Explore

The Microsoft PL-400 exam contains about 40-60 multiple-choice questions that you have to deal with within 180 minutes. It is important to mention that the format of these questions can vary, so you can face with build list, drag and drop, active screen, case

studies, and other types. If you gain at least 700 points out of 1000, you will get the certification. The test is available in English only. The registration process and scheduling the exam should be done via the Pearson VUE platform. The voucher will cost you \$165.

Get to know about the best source for the preparation of the exam:

Students who want to pass the PL-400 exam should consider the use of the Microsoft Official Academic Course (MOAC) that is offered by Microsoft. Remember that, this is an official course that provides a lot of information about this certification test and covers all the required topics and skills one needs to pass this specific exam. Marketing skills, solid knowledge related to the Windows operating system, and data management skills are some of the other skills you will learn from this course.

Aspirants can attend one of the several MOAC sessions in a particular region. Connectors are available with most of the Microsoft training center partners. All these resources have a lot of knowledge, but to read from all these resources is tricky, time taken, needs more focus, and hard work. So for your ease, our knowledgeable expert's team has arranged a set of scenario-based practice exams for the PL-400 Exam, which is the blend of all the resources described above. These practice exams are called **PL-400 Dumps**. Accounting students prefer to take the PL-400 VCE exam dumps for their exam preparation. This tool provides all the knowledge required to pass this exam.

Publish your exam result in the VCE demo, practice exam, and get certified quickly. Integrations of all learning resources and practice exams will help you pass your exam on the first try. The division of the practice test is according to the exam objectives. Plug-ins and a table of contents will help you get familiar with the learning process and material.

Earning the Microsoft Certified: Power Platform Developer Associate certification can open doors to new career opportunities and demonstrate a developer's expertise in the Power Platform. Additionally, the certification can help professionals stay up-to-date with the latest advancements in the Power Platform and increase their value to their organization. Overall, the Microsoft PL-400 exam is an essential step for developers looking to validate their skills and advance their career in the Power Platform ecosystem.

Microsoft Power Platform Developer Sample Questions (Q329-Q334):

NEW QUESTION # 329

Technicians for a company use a model-driven app on their phones to record information about service visits.


Users do not have permissions to the Power Apps maker portal to create or update apps.

Technicians report issues with the model-driven app. You are unable to reproduce the issues in a development environment.

You need to provide instructions to the technicians to gather more details about the errors.

Which four actions should you recommend be performed in sequence? To answer, move the appropriate actions from the list of actions to the answer area and arrange them in the correct order.

Actions	Answer area
Perform the steps to generate the errors and download the results from Monitor.	
Open the app in a browser on the phone.	
Open the application in a browser on a laptop computer when they return to the office.	
Perform the steps to generate the errors while you monitor the technician's monitor debug session.	
Add the following text to the end of the URL for the app: "&monitor=true"	
Open the app on a phone by using Power Apps mobile.	




Answer:

Explanation:

Actions	Answer area
Perform the steps to generate the errors and download the results from Monitor.	Open the app in a browser on the phone.
Open the app in a browser on the phone.	Add the following text to the end of the URL for the app: "&monitor=true"
Open the application in a browser on a laptop computer when they return to the office.	Perform the steps to generate the errors and download the results from Monitor.
Perform the steps to generate the errors while you monitor the technician's monitor debug session.	Open the application in a browser on a laptop computer when they return to the office.
Add the following text to the end of the URL for the app: "&monitor=true"	
Open the app on a phone by using Power Apps mobile.	

Explanation:



Microsoft

Open the app in a browser on the phone.

Add the following text to the end of the URL for the app:
"&monitor=true"

Perform the steps to generate the errors and download the results from Monitor.

Open the application in a browser on a laptop computer when they return to the office.

Step 1: Open the app in a browser on the phone.

Step 2: Add the following text to end of the URL for the app: "&monitor=true" You can start a Monitor session from a model-driven app. To do this, append &monitor=true to the end of the URL in the browser. This displays the Monitor command on the model-driven app global command bar.

Select Monitor to open a monitoring session in a new tab.

Step 3: Perform the steps to generate the errors and download the results from Monitor.

Step 4: Open the application in a browser on a laptop computer when they return to the office

References:
<https://powerapps.microsoft.com/en-us/blog/monitor-now-supports-model-driven-apps/>

NEW QUESTION # 330

A company has a model-driven app that captures applications from prospective students.

You are asked to create a new re-usable custom component using the Power Apps component framework (PCF).

The custom component must allow entry of a date of birth and validate that the applicant is not a minor.

You create the class AuditDatePicker in the TypeScript file Index.ts and the style sheet DatePicker.css.

You need to define the component to be available only for relevant fields and its properties when used in a form.

How should you complete the manifest? To answer, select the appropriate options in the answer area.

NOTE: Each correct selection is worth one point.

```
<?xml version= "1.0" encoding= "utf-8"?>
<manifest>
```

```
  <control namespace= "delegate" constructor=
```

Index.ts
DatePicker.css
AuditDatePicker

```
    version= "1.0.0" display-name-key= "Date Picker" description-key= "Date of Birth
    Date Picker that validates if a minor" control-type= "standard">
```

```
      <property name= "value" display-name-key= "Value" description-key= "Value" of-
```

Enum
DateandTime.DateandTime
DateandTime.DateOnly

usage=
bound
input

```
      required= "true" />
```

```
    <resources>
```

```
      <code path= "Index.ts" order= "1"/>
```

```
      <css path= "css/DatePicker.css" order= "1" />
```

```
    </resources>
```

```
  </control>
```

```
</manifest>
```

Answer:

Explanation:

```
<?xml version= "1.0" encoding= "utf-8"?>
<manifest>
```

```
  <control namespace= "delegate" constructor=
```

Index.ts
DatePicker.css
AuditDatePicker

```
    version= "1.0.0" display-name-key= "Date Picker" description-key= "Date of Birth
    Date Picker that validates if a minor" control-type= "standard">
```

```
      <property name= "value" display-name-key= "Value" description-key= "Value" of-
```

Enum
DateandTime.DateandTime
DateandTime.DateOnly

usage=
bound
input

```
      required= "true" />
```

```
    <resources>
```

```
      <code path= "Index.ts" order= "1"/>
```

```
      <css path= "css/DatePicker.css" order= "1" />
```

```
    </resources>
```

```
  </control>
```

```
</manifest>
```

Explanation:


```

<?xml version= "1.0" encoding= "utf-8"?>
<manifest>
  <control namespace= "delegate" constructor=
    version= "1.0.0" display-name-key= "Date Picker" description-key= "Date of Birth
    Date Picker that validates if a minor" control-type= "standard">
    <property name= "value" display-name-key= "value" description-key= "Value" of-
    type=
    Enum
    DateandTime.DateandTime
    DateandTime.DateOnly
    usage=
    bound
    input
    required= "true" />
    <resources>
      <code path= "Index.ts" order= "1"/>
      <css path= "css/DatePicker.css" order= "1" />
    </resources>
    </control>
  </manifest>

```

Box 1: AuditDatePicker

Constructor: Constructor of the code component.

Box 2:DateandTime.DateOnly

Box 3: bound

usage: Has two properties, bound and input. Bound properties are bound only to the value of the field. Input properties are either bound to a field or allow a static value.

Reference:

<https://docs.microsoft.com/en-us/powerapps/developer/component-framework/manifest-schema-reference>

/manifest

<https://docs.microsoft.com/en-us/powerapps/developer/component-framework/implementing-controls-using-typescript>

NEW QUESTION # 331

A company has a model-driven app.

A custom button on a form calls a JavaScript function that validates form data fields and creates a web basket. The JavaScript function then displays a message to the user.

Users are located in the United States, which uses ISO Code 1033, and France, which uses ISO Code 1036.

Users in France report that the message displays in English.

You need to modify the RibbonDiffXml file to ensure that messages appear in the user's language.

How should you complete the CommandDefinition node? To answer, select the appropriate options in the answer area.

NOTE: Each correct selection is worth one point.

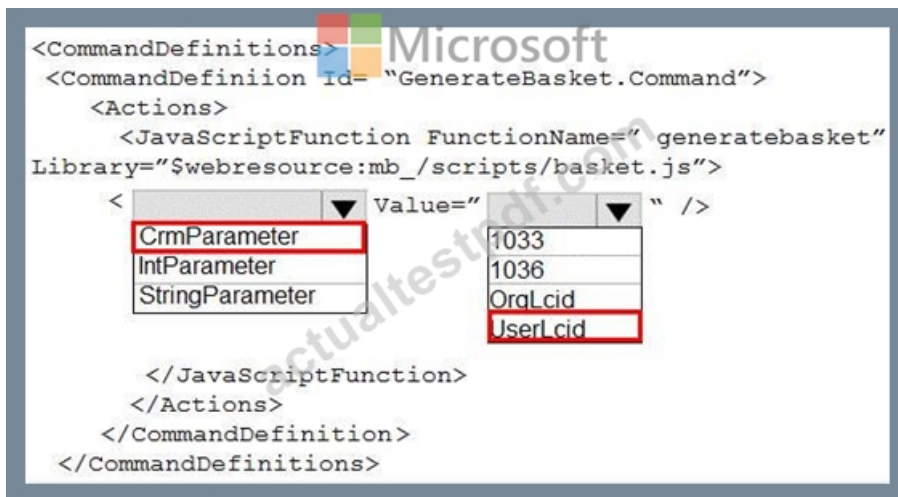
```

<CommandDefinitions>
<CommandDefinition Id= "GenerateBasket.Command">
  <Actions>
    <JavaScriptFunction FunctionName= " generatebasket
    library="$webresource:mb/scripts/basket.js">
      <
      CrmParameter
      IntParameter
      StringParameter
      Value=
      1033
      1036
      OrgLcid
      UserLcid
    </JavaScriptFunction>
  </Actions>
</CommandDefinition>
</CommandDefinitions>

```

Answer:

Explanation:



Reference:

<https://docs.microsoft.com/en-us/dynamics365/customerengagement/on-premises/developer/customize-dev/pass-dynamics-365-data-page-parameter-ribbon-actions>

NEW QUESTION # 332

You need to select data types for required fields.


Which data types should you use? To answer, select the appropriate options in the answer area.

NOTE: Each correct selection is worth one point.

Field	Data type
Division	<div>▼</div> <div>Text</div> <div>Option Set</div> <div>Unique Identifier</div> <div>Owner</div>
End date	<div>▼</div> <div>Text</div> <div>Duration</div> <div>Date Only</div> <div>Option Set</div>
Tournament owner	<div>▼</div> <div>Text</div> <div>Lookup</div> <div>Option Set</div> <div>Unique Identifier</div>

Answer:

Explanation:

Field 

Division

Text
Option Set
Unique Identifier
Owner

End date

Text
Duration
Date Only
Option Set

Tournament owner

Text
Lookup
Option Set
Unique Identifier

Explanation:

Box 1: Option Set

Box 2: Date only

When team members create tournament records they must enter the start date for a tournament. The end date of the tournament must be automatically calculated.

Box 3: Lookup

Customer information is stored in the Accounts entity. Each tournament record must list the associated sales representative as the tournament owner.

Note: When you create a new lookup column you are creating a new Many-to-One (N:1) table relationship between the table you're working with and the Target Row Type defined for the lookup. There are additional configuration options for this relationship that are described in Create and edit relationships between tables.

But all custom lookups can only allow for a reference to a single row for a single target row type.

Reference:

<https://docs.microsoft.com/en-us/powerapps/maker/data-platform/types-of-fields>

NEW QUESTION # 333

Note: This question is part of a series of questions that present the same scenario. Each question in the series contains a unique solution that might meet the stated goals. Some question sets might have more than one correct solution, while others might not have a correct solution.

After you answer a question in this section, you will NOT be able to return to it. As a result, these questions will not appear in the review screen.

You are developing a model-driven app for a company.

When you create a new Account record, you must automatically display a form to collect data that is needed to create a Contact record. The form must switch to the appropriate form layout based on the contact type.

You open the Contact form by using JavaScript. You pass the contact type information to the form by using the `Xrm.Navigation.openForm` function. An `OnLoad` event handler in the Contact form processes the data and shows only the appropriate sections of the form for the given contact type.

You need to configure the receiving form to accept the data parameter.

Solution: Export the solution, edit the `customizations.xml`, and add a `querystringparameter` element to the XML.

Does the solution meet the goal?

- A. No
- B. Yes

Answer: B

Explanation:

By default, model-driven apps allows a specified set of query string parameters to be passed to a form. You use these parameters to

set default values when you create a new record in the application. Each parameter must use a standard naming convention that includes a reference to the column logical name.

There are two ways to specify which query string parameters will be accepted by the form:

* Edit form properties

* Edit form XML

Reference:

<https://docs.microsoft.com/en-us/powerapps/developer/model-driven-apps/configure-form-accept-custom-queries>

NEW QUESTION # 334

.....

For candidates who buy PL-400 exam bootcamp online, they may have the concern about the money safety. We apply the international recognition third party for the payment, and it will protect the interests of you. Therefore you put your mind at rest if you buy PL-400 exam bootcamp from us. In addition, we have free demo for you to have a try, so that you can have a deeper understanding the complete version of the PL-400 Exam Dumps. If you have any other questions, just contact us, and we will do what we can do to help you.

Test PL-400 Testking: <https://www.actualtestpdf.com/Microsoft/PL-400-practice-exam-dumps.html>

- Test PL-400 Result ☐ PL-400 Exam Papers ☐ Test PL-400 Result ☐ Search for ➡ PL-400 ☐☐☐ and download it for free on ➡ www.practicevce.com ☐ website ☐ Reliable PL-400 Exam Answers
- Latest PL-400 Exam Simulator has 100% pass rate, Microsoft Power Platform Developer ☐ Search for 「 PL-400 」 and obtain a free download on 《 www.pdfvce.com 》 ☐ Valid PL-400 Test Papers
- PL-400 Test Dumps ☐ Braindump PL-400 Pdf ☐ PL-400 Dump ☐ Go to website ✓ www.examcollectionpass.com ☐ ✓ ☐ open and search for ☐ PL-400 ☐ to download for free ☐ PL-400 Dump
- Reliable PL-400 Exam Answers ☐ PL-400 Valid Test Braindumps ☐ Braindump PL-400 Pdf ☐ Download 「 PL-400 」 for free by simply searching on { www.pdfvce.com } ☐ Reliable PL-400 Exam Answers
- Here's an Instant Way to Crack Microsoft PL-400 Exam ☐ Go to website ✓ www.prepawayexam.com ☐ ✓ ☐ open and search for ➡ PL-400 ☐ to download for free ☐ Exam PL-400 Duration
- Test PL-400 Pass4sure ☐ PL-400 Exam Success ☐ Exam PL-400 Duration ☐ ➤ www.pdfvce.com ☐ is best website to obtain 《 PL-400 》 for free download ☐ PL-400 Test Dumps
- Latest PL-400 Exam Simulator - Microsoft Microsoft Power Platform Developer - Latest Test PL-400 Testking ☐ Download 「 PL-400 」 for free by simply searching on ➡ www.testkingpass.com ☐ ☐ PL-400 Exam Success
- Accurate Microsoft PL-400 Exam Dumps With 100% Success Rate ☐ Search for ▷ PL-400 ◁ and download it for free on ➡ www.pdfvce.com ☐ website ☐ Exam PL-400 Duration
- Accurate Microsoft PL-400 Exam Dumps With 100% Success Rate ☐ Search for ☐ PL-400 ☐ and download exam materials for free through { www.prepawaypdf.com } ☐ Latest PL-400 Test Online
- Three formats of the Microsoft PL-400 Exam Dumps ☐ The page for free download of ☐ PL-400 ☐ on (www.pdfvce.com) will open immediately ☐ PL-400 Dump
- Valid PL-400 Test Papers ☐ PL-400 Dump ☐ PL-400 Valid Dumps Demo ☐ Go to website ☐ www.pdfdumps.com ☐ open and search for ➡ PL-400 ☐ to download for free ☐ Test PL-400 Pass4sure
- www.stes.tyc.edu.tw, www.stes.tyc.edu.tw, darwinacademia.com, www.stes.tyc.edu.tw, www.stes.tyc.edu.tw, study.stcs.edu.np, www.stes.tyc.edu.tw, www.stes.tyc.edu.tw, www.stes.tyc.edu.tw, myportal.utt.edu.tt, myportal.utt.edu.tt, myportal.utt.edu.tt, Disposable vapes

2025 Latest ActualtestPDF PL-400 PDF Dumps and PL-400 Exam Engine Free Share: <https://drive.google.com/open?id=11WBa5grB72XZmmZ3NFjrmg58GYiC2JOm>