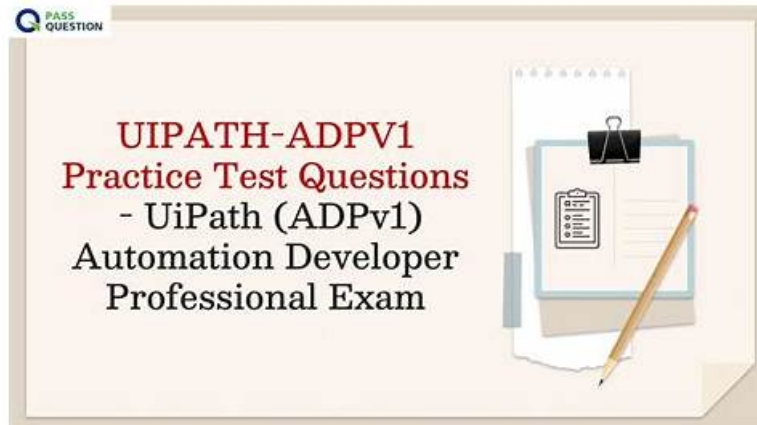


Latest UiPath-ADPv1 Exam Online, Latest UiPath-ADPv1 Exam Duration



2026 Latest Pass4suresVCE UiPath-ADPv1 PDF Dumps and UiPath-ADPv1 Exam Engine Free Share:
https://drive.google.com/open?id=1Y2KydQeYS2Pq_ROWDRyGPqzKXZGMmAmZ

If you want to find the best UiPath-ADPv1 study materials, the first thing you need to do is to find a bank of questions that suits you. Our UiPath-ADPv1 learning material is prepared by experts in strict accordance with the exam outline of the UiPath-ADPv1 certification exam, whose main purpose is to help students to pass the exam with the least amount of time and effort. We can claim that if you study with our UiPath-ADPv1 Practice Engine for 20 to 30 hours, then you will be sure to pass the exam.

You can take the UiPath (ADPv1) Automation Developer Professional UiPath-ADPv1 practice exam many times to analyze and overcome your weaknesses before the final UiPath (ADPv1) Automation Developer Professional UiPath-ADPv1 exam. You will also improve your time management abilities by learning UiPath (ADPv1) Automation Developer Professional in Pass4suresVCE. UiPath-ADPv1 Practice Test software 365 days updated and reliable. You will not face any problems in the final UiPath-ADPv1 exam.

>> **Latest UiPath-ADPv1 Exam Online** <<

Latest UiPath-ADPv1 Exam Duration & UiPath-ADPv1 Lead2pass Review

Now you can trust Pass4suresVCE UiPath-ADPv1 exam questions as these UiPath (ADPv1) Automation Developer Professional (UiPath-ADPv1) exam questions have already helped countless candidates in their UiPath-ADPv1 exam preparation. They easily got success in their challenging and dream UiPath UiPath-ADPv1 Certification Exam. Now they have become certified UiPath professionals and offer their services to top world brands.

UiPath UiPath-ADPv1 Exam Syllabus Topics:

Topic	Details
Topic 1	<ul style="list-style-type: none">• Debugging and Testing: This section is about utilizing logging and debugging tools and adopting unit testing and test automation strategies.
Topic 2	<ul style="list-style-type: none">• Design and Development: This section covers designing workflows using sequences, flowcharts, and state machines, building reusable components with libraries, exception handling and debugging techniques, etc.
Topic 3	<ul style="list-style-type: none">• UiPath Studio Fundamentals: In this section, the focus is given to the understanding of Robotic Process Automation (RPA) concepts; it covers UiPath Studio and its components, Working with the UiPath user interface, project creation, management, and version control.
Topic 4	<ul style="list-style-type: none">• UiPath Activities: In this section, the discussion is related to various UiPath activities for UI interaction, data manipulation, control flow, and more.

UiPath (ADPv1) Automation Developer Professional Sample Questions (Q181-Q186):

NEW QUESTION # 181

In a UiPath State Machine workflow, which section of State activity is used to specify conditional/triggers logic and multiple outgoing transitions in a state machine?

- A. Transitions
- B. Exit
- C. Entry
- D. Triggers

Answer: A

Explanation:

In a UiPath State Machine workflow, the Transitions section of the State activity is used to specify conditional/triggers logic and multiple outgoing transitions in a state machine. Transitions are expanded when you double-click them, just like the State activity. They contain three sections: Trigger, Condition and Action, that enable you to add a trigger for the next state, or add a condition under which an activity or sequence is to be executed. Transitions are represented by arrows or branches between states. They define the flow of the state machine and the rules for moving from one state to another. You can add multiple transitions from a state, but only one transition can be taken at a time, based on the trigger or condition that is met first

NEW QUESTION # 182

A developer is building an automation that must interact with a destination remote computer reached by jumping through multiple RDP connections, as described by the following scenario:

- The Robot is installed on Machine A, which connects through RDP to Machine B.
- From Machine B another RDP connection is opened to Machine C, where the automation must be performed.

Which of the following scenarios is appropriate for the developer who wants to use UI Automation activities?

- A. UI Automation can be used and the following are prerequisites:
Machine A - install RDP extension.
Machine B - no requirement.
Machine C - install RemoteRuntime.msi.
- B. UI Automation can be used and the following are prerequisites:
Machine A - install RDP extension.
Machine B - install RemoteRuntime.msi.
Machine C - install RemoteRuntime.msi.
- C. UI Automation can be used and the following are prerequisites:
Machine A - install RDP extension.
Machine B - install RDP extension and RemoteRuntime.msi.
Machine C - install RemoteRuntime.msi.
- D. UI Automation can be used and the following are prerequisites:
Machine A - no requirement.
Machine B - no requirement.
Machine C - install RemoteRuntime.msi.

Answer: C

Explanation:

To use UI Automation activities in a scenario where the destination remote computer is reached by jumping through multiple RDP connections, the following prerequisites are required:

Machine A - install the RDP extension. This extension enables the robot to generate native selectors over RDP connections and interact with the UI elements on the remote machines.

Machine B - install the RDP extension and the RemoteRuntime.msi. The RDP extension allows the robot to connect to Machine C from Machine B, while the RemoteRuntime component enables the communication between the robot and the UI elements on Machine B.

Machine C - install the RemoteRuntime.msi. This component enables the communication between the robot and the UI elements on Machine C, where the automation must be performed. References:

NEW QUESTION # 183

A developer configured the properties for a Click activity on an element inside a web page as shown in the following exhibit.

The screenshot displays the Properties window for a Click activity in UiPath. The activity is identified as 'UiPath.UIAutomationNext.Activities.NClick'. The properties are organized into several expandable sections:

- Common:**
 - Continue on error: *Continue executing the activities in the automat* (checkbox checked)
 - Delay after: *Delay (in seconds) after this activity is completed, be*
 - Delay before: *Delay (in seconds) to wait before executing this activ*
 - DisplayName: Click
 - Timeout: *The amount of time (in seconds) to wait for the*
- Input:**
 - Click type: NClickType.Single
 - Cursor motion type: *Specifies the type of motion performed by the m*
 - Mouse button: NMouseButton.Left
- Target:**
 - Target: TargetAnchorable
 - Click offset: (null)
 - Fuzzy selector: "`<webctrl aria-role='button' type='submit' tag='IN`"
 - Native text: *Enter a VB expression*
 - Responsive websites: (checkbox unchecked)
 - Strict selector: "`<webctrl aria-role='button' css-selector='body&g`"
 - Targeting methods: Strict selector
 - Visibility check: Interactive (for Fuzzy Selector)
 - Wait for page load: NWaitForReady.Interactive
 - Window selector (Application instance): "`<html app='msedge.exe' title='*' />`"
- Verify execution:** (checkbox unchecked)
- Input/Output Element:**
 - Input element: *The Input UI Element defines the screen element tha*
 - Output element: *Output a UI Element to use in other activities as an*
- Misc:**
 - Private: (checkbox unchecked)
- Options:**
 - Alter disabled element: *When selected, the activity executes the action e* (checkbox checked)
 - Input mode: Same as App/Browser
 - Key modifiers: NKeyModifiers.None

An animation on the web page never completely loads but the element indicated in the Click activity does load within the specified timeout duration. What occurs when this Click activity executes?

- A. Element is clicked once the element is fully loaded.
- B. Continues to the next activity after 30 seconds without clicking on the element.
- C. Waits 10 seconds before clicking on the element.
- D. Timeout error occurs without clicking on the element.

Answer: A

Explanation:

Click activity has the following properties:

*ClickType: Single

*MouseButton: Left

*Target.Timeout: 30000 ms (30 seconds)

*Target.WaitForReady: Interactive

The Target.Timeout property specifies the amount of time (in milliseconds) to wait for the activity to run before the SelectorNotFoundException error is thrown1. The default value is 30000 milliseconds (30 seconds)

2.

The Target.WaitForReady property determines how long the activity should wait for the target UI element to be ready before performing the action1. The following options are available:

*None: Does not wait for anything except the target UI element to exist before executing the action1.

*Interactive: Waits until only a part of the app is loaded1.

*Complete: Waits for the entire app to be loaded1.

The default value is Interactive2, which means that the activity will wait until the UI element is visible and can be interacted with3.

Therefore, based on these properties, the Click activity will wait for the element indicated by the selector to be loaded and clickable within 30 seconds. If the element is loaded before the timeout, the activity will click it and continue to the next activity. If the element is not loaded within the timeout, the activity will throw an error and stop the execution. The animation on the web page does not affect the Click activity, as long as the target element is loaded and visible. Hence, the correct answer is A. Element is clicked once the element is fully loaded.

NEW QUESTION # 184

A developer is building an automation that must interact with a destination remote computer reached by jumping through multiple RDP connections, as described by the following scenario:

- The Robot is installed on Machine A, which connects through RDP to Machine B.
- From Machine B another RDP connection is opened to Machine C, where the automation must be performed.

Which of the following scenarios is appropriate for the developer who wants to use UI Automation activities?

- A. UI Automation can be used and the following are prerequisites:
Machine A - install RDP extension.
Machine B - no requirement.
Machine C - install RemoteRuntime.msi.
- B. UI Automation can be used and the following are prerequisites:
Machine A - install RDP extension.
Machine B - install RemoteRuntime.msi.
Machine C - install RemoteRuntime.msi.
- C. UI Automation can be used and the following are prerequisites:
Machine A - install RDP extension.
Machine B - install RDP extension and RemoteRuntime.msi.
Machine C - install RemoteRuntime.msi.
- D. UI Automation can be used and the following are prerequisites:
Machine A - no requirement.
Machine B - no requirement.

Machine C - install RemoteRuntime.msi.

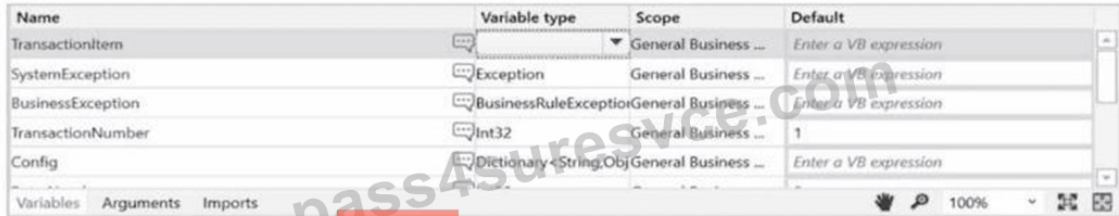
Answer: C

NEW QUESTION # 185

A developer aims to employ the REFramework for automating a business process that Involves a TransactionData collection (DataTable) comprising vendor names and addresses.

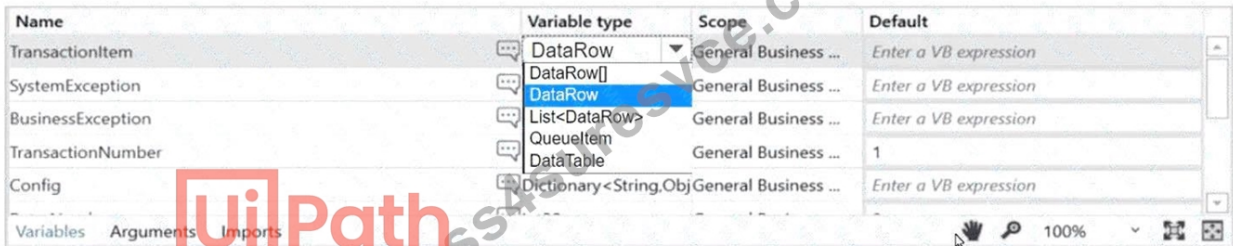
Instructions: Choose the appropriate variable type for the TransactionItem from the provided drop-down list in the following exhibit.

Answer Area



Name	Variable type	Scope	Default
TransactionItem	<input type="text" value=""/>	General Business ...	Enter a VB expression
SystemException	Exception	General Business ...	Enter a VB expression
BusinessException	BusinessRuleException	General Business ...	Enter a VB expression
TransactionNumber	Int32	General Business ...	1
Config	Dictionary<String,Obj>	General Business ...	Enter a VB expression

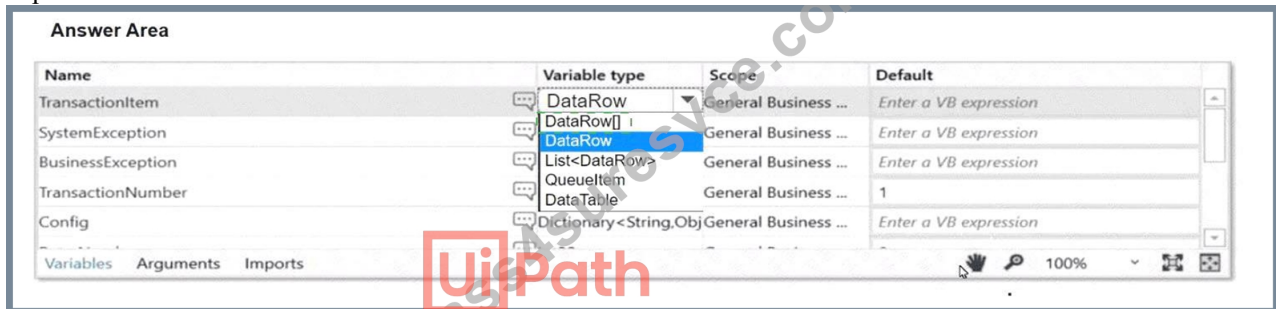
Answer Area



Name	Variable type	Scope	Default
TransactionItem	<input type="text" value="DataRow"/>	General Business ...	Enter a VB expression
SystemException	DataRow[]	General Business ...	Enter a VB expression
BusinessException	List<DataRow>	General Business ...	Enter a VB expression
TransactionNumber	QueueItem	General Business ...	1
Config	Dictionary<String,Obj>	General Business ...	Enter a VB expression

Answer:

Explanation:



Name	Variable type	Scope	Default
TransactionItem	<input type="text" value="DataRow"/>	General Business ...	Enter a VB expression
SystemException	DataRow[]	General Business ...	Enter a VB expression
BusinessException	List<DataRow>	General Business ...	Enter a VB expression
TransactionNumber	QueueItem	General Business ...	1
Config	Dictionary<String,Obj>	General Business ...	Enter a VB expression

Explanation:

The REFramework (Robotic Enterprise Framework) in UiPath is designed to work with transactional data.

For a process that involves iterating over a DataTable where each row represents a transaction item, the appropriate variable type for the TransactionItem would be a DataRow.

In the context of REFramework, a DataRow is typically used to represent a single transaction item when the transaction data is contained within a DataTable. This allows the framework to process each row (or transaction) one by one.

Therefore, the correct variable type for the TransactionItem from the drop-down list should be DataRow.

NEW QUESTION # 186

.....

For candidates who want to start learning immediately, choosing us will be your best choice. Because you can get the downloading link within ten minutes after purchasing, so that you can begin your study right now. What's more, UiPath-ADPv1 training materials of us are also high-quality, and they will help you pass the exam just one time. We are pass guaranteed and money back guaranteed for your failure. We also have a professional service staff to answer any your questions about UiPath-ADPv1 Exam Dumps.

Latest UiPath-ADPv1 Exam Duration: <https://www.pass4suresvce.com/UiPath-ADPv1-pass4sure-vce-dumps.html>

- Interactive UiPath-ADPv1 EBook UiPath-ADPv1 Latest Test Report UiPath-ADPv1 New Exam Bootcamp Search for **【 UiPath-ADPv1 】** and obtain a free download on 「 www.troytecdumps.com 」 UiPath-ADPv1 PDF Question
- Test UiPath-ADPv1 Sample Questions Reliable UiPath-ADPv1 Dumps Book UiPath-ADPv1 Exam Prep Download **【 UiPath-ADPv1 】** for free by simply searching on ✓ www.pdfvce.com ✓ UiPath-ADPv1 Latest Learning Material
- UiPath-ADPv1 PDF Question Test UiPath-ADPv1 Cram * UiPath-ADPv1 Latest Test Report Search for ➡ UiPath-ADPv1 and download it for free on www.examcollectionpass.com website UiPath-ADPv1 Latest Test Sample
- Certification UiPath-ADPv1 Questions ➡ UiPath-ADPv1 Latest Test Report UiPath-ADPv1 Latest Test Sample Enter www.pdfvce.com and search for “UiPath-ADPv1 ” to download for free UiPath-ADPv1 PDF Question
- Latest UiPath-ADPv1 Exam Online | High Pass Rate | 100% Copy URL “www.easy4engine.com” open and search for UiPath-ADPv1 to download for free UiPath-ADPv1 PDF Question
- 2026 Efficient UiPath-ADPv1: Latest UiPath (ADPv1) Automation Developer Professional Exam Online Search on ➡ www.pdfvce.com for ☀: UiPath-ADPv1 ☀: to obtain exam materials for free download ~UiPath-ADPv1 Latest Test Report
- Latest UiPath-ADPv1 Exam Online Is Useful to Pass UiPath (ADPv1) Automation Developer Professional Immediately open “www.dumpsquestion.com” and search for UiPath-ADPv1 to obtain a free download UiPath-ADPv1 PDF Question
- UiPath-ADPv1 Exam Prep UiPath-ADPv1 Latest Test Sample UiPath-ADPv1 Certification Exam Infor Search for ➡ UiPath-ADPv1 and download exam materials for free through www.pdfvce.com UiPath-ADPv1 Latest Learning Material
- UiPath-ADPv1 Exam Prep UiPath-ADPv1 Exam Prep UiPath-ADPv1 PDF Question Immediately open ➡ www.pdfdumps.com and search for ➡ UiPath-ADPv1 to obtain a free download Reliable UiPath-ADPv1 Exam Guide
- 2026 Efficient UiPath-ADPv1: Latest UiPath (ADPv1) Automation Developer Professional Exam Online Open ▶ www.pdfvce.com ◀ and search for ✓ UiPath-ADPv1 ✓ to download exam materials for free Test UiPath-ADPv1 Sample Questions
- Latest UiPath-ADPv1 Exam Online Is Useful to Pass UiPath (ADPv1) Automation Developer Professional Open website ✓ www.pass4test.com ✓ and search for { UiPath-ADPv1 } for free download UiPath-ADPv1 Certification Exam Infor
- jeanwnx468964.life-wiki.com, tegantwrn115851.tusblogs.com, siobhanlux455655.dailyblogzz.com, nettiextrta137391.blogitright.com, hannasndb375732.blogripley.com, jessehaqu136719.59bloggers.com, okaydirectory.com, ronalddwn853765.blogdun.com, estelleurkz651747.birderswiki.com, janicefbjp480508.aboutyoublog.com, Disposable vapes

P.S. Free 2026 UiPath UiPath-ADPv1 dumps are available on Google Drive shared by Pass4suresVCE:
https://drive.google.com/open?id=1Y2KydQeYS2Pq_ROWDRyGPqzKXZGMmAmZ