

PL-600 Valid Cram Materials, Real PL-600 Torrent



BTW, DOWNLOAD part of TestsDumps PL-600 dumps from Cloud Storage: https://drive.google.com/open?id=1afQ52SakPjWXvtTMOxR8n2K8HC9_YHNZ

We can provide you with a safety and efficiency shopping experience when you choose TestsDumps PL-600 test Camp Questions. You see, we use Paypal to do the payment, so the payment process is secured and your personal information is secret and protected. In addition, the payment process is very easy to operate. You will receive an email attached with PL-600 study pdf after your payment in about 5-10 minutes, then you can start your study immediately.

In order to provide the most effective PL-600 exam materials which cover all of the current events for our customers, a group of experts in our company always keep an close eye on the changes of the PL-600 exam even the smallest one, and then will compile all of the new key points as well as the latest types of exam questions into the new version of our PL-600 Practice Test, and you can get the latest version of our PL-600 study materials for free during the whole year. Do not lose the wonderful chance to advance with times.

>> **PL-600 Valid Cram Materials** <<

Real PL-600 Torrent - PL-600 Reliable Exam Tips

With PL-600 training quiz, you only need to pay half the money to get the help of the most authoritative experts. PL-600 exam questions are also equipped with a mock examination function, that allowing you to find your own weaknesses at any time during the learning process of our PL-600 Study Materials, and to constantly improve your own learning methods. It also allows you to familiarize yourself with the examination environment in advance that helps you to avoid any emergency in the exam.

Microsoft Power Platform Solution Architect Sample Questions (Q184-Q189):

NEW QUESTION # 184

You need to recommend solutions for the organization's technical challenges.

What should you recommend? To answer, select the appropriate options in the answer area.

NOTE: Each correct selection is worth one point.

| Requirement | Solution |
|---|---|
| Provide workers a self-service option for viewing personal and skills information. | <div>▼</div> <div>Power Automate</div> <div>QnA Maker</div> <div>Azure Cognitive Services</div> |
| Authenticate workers who use the self-service option for updating skills information. | <div>▼</div> <div>Azure Active Directory B2B</div> <div>Azure Active Directory B2C</div> <div>Dynamics 365 owner team</div> |
| Plan routes for audit teams. | <div>▼</div> <div>Azure traffic routing</div> <div>Address input component</div> <div>Dynamics 365 Field Service</div> |



Answer:

Explanation:

| Requirement | Solution |
|---|---|
| Provide workers a self-service option for viewing personal and skills information. | <div>▼</div> <div>Power Automate</div> <div>QnA Maker</div> <div>Azure Cognitive Services</div> |
| Authenticate workers who use the self-service option for updating skills information. | <div>▼</div> <div>Azure Active Directory B2B</div> <div>Azure Active Directory B2C</div> <div>Dynamics 365 owner team</div> |
| Plan routes for audit teams. | <div>▼</div> <div>Azure traffic routing</div> <div>Address input component</div> <div>Dynamics 365 Field Service</div> |

Explanation:

Requirement Microsoft

Solution

Provide workers a self-service option for viewing personal and skills information.

Power Automate

QnA Maker

Azure Cognitive Services

Authenticate workers who use the self-service option for updating skills information.

Azure Active Directory B2B

Azure Active Directory B2C

Dynamics 365 owner team

Plan routes for audit teams.

Azure traffic routing

Address input component

Dynamics 365 Field Service

Box 1: Power Automate

Self-service purchase is available for Power Platform (Power BI, Power Apps, and Power Automate), Project, and Visio.

Box 2: Azure Active Directory B2B

Scenario: First Up Consulting recruits information technology (IT) workers for temporary or permanent positions at client companies.

Azure Active Directory (Azure AD) business-to-business (B2B) collaboration is a feature within External Identities that lets you invite guest users to collaborate with your organization. With B2B collaboration, you can securely share your company's applications and services with guest users from any other organization, while maintaining control over your own corporate data. Work safely and securely with external partners, large or small, even if they don't have Azure AD or an IT department. A simple invitation and redemption process lets partners use their own credentials to access your company's resources.

Note, Scenario:

- * Workers must be able to sign into a portal by using their own email address. Workers must be required to use a secure method of authentication to be able to view their data.

- * User security roles must be customized to ensure that users are able to interact only with the specific data in which they need access.

Box 3: Dynamics 365 Field Service

Dynamics 365 Field Service functionality include:

An interactive schedule board helps dispatchers assign work orders to the best resources based on location, availability, skill set, priority, and more. This is done via a manual drag-and-drop method, a semi-automated scheduling assistant, or fully automated with Resource Scheduling Optimization.

The schedule board displays each resource--whether an employee, contractor, or equipment--and their scheduled work orders.

Resources and their assigned jobs are also displayed on a map along with routes and traffic patterns in real time.

Reference:

<https://docs.microsoft.com/en-us/microsoft-365/commerce/subscriptions/self-service-purchase-faq>

<https://docs.microsoft.com/en-us/azure/active-directory/external-identities/what-is-b2b>

<https://docs.microsoft.com/en-us/dynamics365/field-service/overview>

NEW QUESTION # 185

You are overseeing the data migration for a Microsoft Power Platform solution.

The migration team is performing a test migration with a subset of data.

a. The migration team reports the following findings:

Users who own account rows are receiving system generated emails.

Data that is not part of the migration is being added to the Contact and Appointment tables.

The size of the log listed on the Power Platform admin center Capacity page has increased significantly.

You need to recommend strategies to resolve the reported issues.

What should you recommend? To answer, drag the appropriate resolution to the correct migration problem. Each resolution may be used once, more than once, or not at all. You may need to drag the split bar between panes or scroll to view content.

NOTE: Each correct selection is worth one point.

| Resolution strategies | Migration issue | Resolution strategy |
|---|--|----------------------|
| <input type="checkbox"/> Disable auditing. | Users who own account rows are receiving system generated emails. | <input type="text"/> |
| <input type="checkbox"/> Disable duplicate detection. | Data that is not part of the migration is being added to the Contact and Appointment tables. | <input type="text"/> |
| <input type="checkbox"/> Disable all custom JavaScript functions. | The size of the log listed on the Power Platform admin center Capacity page has increased significantly. | <input type="text"/> |
| <input type="checkbox"/> Disable all workflows, plug-ins, and Power Platform admin center | | |

Answer:

Explanation:

| Resolution strategies | Migration issue | Resolution strategy |
|---|--|---|
| <input type="checkbox"/> Disable auditing. | Users who own account rows are receiving system generated emails. | <input type="checkbox"/> Disable duplicate detection. |
| <input type="checkbox"/> Disable duplicate detection. | Data that is not part of the migration is being added to the Contact and Appointment tables. | <input type="checkbox"/> Disable all workflows, plug-ins, and Power Platform admin center |
| <input type="checkbox"/> Disable all custom JavaScript functions. | The size of the log listed on the Power Platform admin center Capacity page has increased significantly. | <input type="checkbox"/> Disable auditing. |
| <input type="checkbox"/> Disable all workflows, plug-ins, and Power Platform admin center | | |

Reference:

<https://docs.microsoft.com/en-us/power-platform/admin/set-up-duplicate-detection-rules-keep-data-clean>

NEW QUESTION # 186

You are a Microsoft Power Platform architect designing integrations for a project. You have the following integration requirements:

- * Post requests to a system that is not always available and limited in its ability to process high volumes of messages.
- * Allow peer-to-peer communication between on-premises services and cloud-based model-driven Microsoft Power Platform apps.
- * Stream large volumes of data from the company's website to a live Power BI dashboard.
- * Support enterprise-level integrations with Dynamics 365 that can be billed on a consumption basis.

You need to use an Azure service for the integration requirements.

Which Azure services should you use? To answer, select the appropriate options in the answer area?

NOTE: Each correct selection is worth one point.

Answer Area

| Requirement | Service |
|---|-------------------|
| Post requests to a system that is not always available and limited in its ability to process high volumes of messages. | Azure Service Bus |
| Allow peer-to-peer communication between on-premises services and cloud-based model-driven Microsoft Power Platform apps. | Azure Relay |
| Stream large volumes of data from the company's website to a live Power BI dashboard. | Azure Event Hubs |
| Support enterprise-level integrations with Dynamics 365 that can be billed on a consumption basis. | Azure Functions |

Microsoft

Answer:

Explanation:

Requirement

Post requests to a system that is not always available and limited in its ability to process high volumes of messages.

Allow peer-to-peer communication between on-premises services and cloud-based model-driven Microsoft Power Platform apps.

Stream large volumes of data from the company's website to a live Power BI dashboard.

Support enterprise-level integrations with Dynamics 365 that can be billed on a consumption basis.

Service

Azure Service Bus

Azure Relay

Azure Event Hubs

Azure Functions

Explanation

Answer Area

| Requirement | Service |
|---|-------------------|
| Post requests to a system that is not always available and limited in its ability to process high volumes of messages. | Azure Service Bus |
| Allow peer-to-peer communication between on-premises services and cloud-based model-driven Microsoft Power Platform apps. | Azure Relay |
| Stream large volumes of data from the company's website to a live Power BI dashboard. | Azure Event Hubs |
| Support enterprise-level integrations with Dynamics 365 that can be billed on a consumption basis. | Azure Functions |

Microsoft

NEW QUESTION # 187

You need to recommend methods for assigning security to each group of users.


The customer provides the following requirements:

- * Customers need the ability to submit a case through an online portal.
- * Portal must handle 75 concurrent users submitting cases.
- * Service data must be retained for at least six years.

You need to determine which requirements are functional or non-functional.


Which requirements are functional or non-functional? To answer, drag the appropriate types to the correct requirements. Each type may be used once, more than once, or not at all. You may need to drag the split bar between panes or scroll to view content.

NOTE: Each correct selection is worth one point.

| Types | Requirement | Type |
|--|---|----------------------|
| <input type="checkbox"/> Functional | Customers need the ability to submit a case through an online portal. | <input type="text"/> |
| <input type="checkbox"/> Non-functional | Portal must handle 75 current users submitting cases. | <input type="text"/> |
| <input type="checkbox"/>  | Service data must be retained for at least six years. | <input type="text"/> |

Answer:

Explanation:

| Types | Requirement | Type |
|--|---|---|
| <input checked="" type="checkbox"/> Functional | Customers need the ability to submit a case through an online portal. | <input type="text" value="Functional"/> |
| <input checked="" type="checkbox"/> Non-functional | Portal must handle 75 current users submitting cases. | <input type="text" value="Non-functional"/> |
| <input type="checkbox"/>  | Service data must be retained for at least six years. | <input type="text" value="Non-functional"/> |

Explanation:

Requirement  **Type**

| | |
|---|---|
| Customers need the ability to submit a case through an online portal. | <input type="text" value="Functional"/> |
| Portal must handle 75 current users submitting cases. | <input type="text" value="Non-functional"/> |
| Service data must be retained for at least six years. | <input type="text" value="Non-functional"/> |

Box 1: Functional

Functional requirements describe what the solution needs to do or its behaviors.

Box 2: Non-functional

Non-functional requirements commonly describe non-behavior aspects of the solution such as performance requirements.

Box 3: Non-functional

Examples of common non-functional requirement types include:

- * Availability
- * Compliance/regulatory
- * Data retention/residency
- * Performance (response time, and so on)
- * Privacy
- * Recovery time
- * Security
- * Scalability

Reference:

<https://docs.microsoft.com/en-us/learn/modules/work-with-requirements/3-functional-requirements>



<https://docs.microsoft.com/en-us/learn/modules/work-with-requirements/4-non-functional-requirements>

NEW QUESTION # 188

You need to design the quality inspection order data model.



What should you recommend? To answer, select the appropriate options in the answer area.

NOTE: Each correct selection is worth one point.



| Requirement | Action |
|--|--|
| Obtain the serial number and other machine attributes for use in the inspection order. | <div>  <div> <div></div> <div></div> <div></div> <div></div> </div> </div> <div> <div>Use a virtual table.</div> <div>Import to a custom table.</div> <div>Create a lookup to Dynamics 365 Field Service.</div> </div> |
| Configure the relationship between inspection orders and inspection ratings. | <div>  <div> <div></div> <div></div> <div></div> <div></div> </div> </div> <div> <div>Create a one-to-many relationship and set the behavior to Parental.</div> <div>Create a many-to-many relationship and set the behavior to Parental.</div> <div>Create a one-to-many relationship and set the behavior to Cascade None.</div> <div>Create a many-to-many relationship and set the behavior to Cascade None.</div> </div> |

Answer:

Explanation:

| Requirement | Action |
|--|---|
| Obtain the serial number and other machine attributes for use in the inspection order. | <div>  <div> <div></div> <div></div> <div></div> <div></div> </div> </div> <div> <div>Use a virtual table.</div> <div>Import to a custom table.</div> <div>Create a lookup to Dynamics 365 Field Service.</div> </div> |
| Configure the relationship between inspection orders and inspection ratings. | <div>  <div> <div></div> <div></div> <div></div> <div></div> </div> </div> <div> <div>Create a one-to-many relationship and set the behavior to Parental.</div> <div>Create a many-to-many relationship and set the behavior to Parental.</div> <div>Create a one-to-many relationship and set the behavior to Cascade None.</div> <div>Create a many-to-many relationship and set the behavior to Cascade None.</div> </div> |

Explanation:

| Requirement | Action |
|--|--|
| Obtain the serial number and other machine attributes for use in the inspection order. | <div>  <div> <div></div> <div></div> <div></div> <div></div> </div> </div> <div> <div>Use a virtual table.</div> <div>Import to a custom table.</div> <div>Create a lookup to Dynamics 365 Field Service.</div> </div> |
| Configure the relationship between inspection orders and inspection ratings. | <div>  <div> <div></div> <div></div> <div></div> <div></div> </div> </div> <div> <div>Create a one-to-many relationship and set the behavior to Parental.</div> <div>Create a many-to-many relationship and set the behavior to Parental.</div> <div>Create a one-to-many relationship and set the behavior to Cascade None.</div> <div>Create a many-to-many relationship and set the behavior to Cascade None.</div> </div> |

Box 1: Create a lookup to Dynamics 365 Field Service

Scenario: Machines are assigned serial numbers and placed in stock until they are shipped to customers.

Entity lookup: Allows technicians to choose a Dynamics 365 record. In the inspection designer interface, admins must select an entity and a field to display. For a chosen entity, the Name field and mandatory fields are the entity attributes that can be displayed in the lookup.

Box 2: Create a one-to-many relationship and set the behavior to Parental Scenario: Inspection orders must:

* Allow entry of quality ratings of passed or failed for each quality metric identified for the machine being rated.

* Be automatically marked as failed if one inspection step rating is marked as failed.

Each inspection order can have one or many inspection steps, and each inspection step has a rating.

Note: Each pair of tables that are eligible to have a 1:N relationship can have multiple 1:N relationships between them. Yet usually only one of those relationships can be considered a parental table relationship.

Reference:

<https://docs.microsoft.com/en-us/dynamics365/field-service/inspections>

<https://docs.microsoft.com/en-us/powerapps/maker/data-platform/create-edit-entity-relationships>

NEW QUESTION # 189

.....

Real PL-600 Torrent: https://www.testsdumps.com/PL-600_real-exam-dumps.html

Setting Worksheet Paper Size, The first two of these methods deal with the character data, In order to serve you better, we have a complete system if you buying PL-600 Exam Bootcamp from us.

Just to try on our PL-600 training guide, and you will love it.

- P.S. Free 2025 Microsoft PL-600 dumps are available on Google Drive shared by TestsDumps: <https://drive.google.com/open?>

id=1afQ52SakPjWXvtTMOxR8n2K8HC9_YHNZ