

High Pass-Rate Online INF-306 Version Help You to Get Acquainted with Real INF-306 Exam Simulation



PDI Platform Developer I (PDI) PDF dumps are compatible with smartphones, laptops, and tablets. If you don't have time to sit in front of your computer all day but still want to get into some PDI Platform Developer I (PDI) exam questions, [PDI Pdf Format](#) is for you. The PDI Platform Developer I (PDI) PDF dumps are also available for candidates to print out the PDI Platform Developer I (PDI) exam questions at any time.

How to study the PDI Exam

There are two main types of resources for preparation of certification exams first there are the study guides and the books that are detailed and suitable for building knowledge from ground up then there are video tutorial and lectures that can somehow ease the pain of through study and are comparatively less boring for some candidates yet these demand time and concentration from the learner. Smart Candidates who want to build a solid foundation in all exam topics and related technologies usually combine video lectures with study guides to reap the benefits of both but there is one crucial preparation tool as often overlooked by most candidates the practice exams. Practice exams are built to make students comfortable with the real exam environment. Statistics have shown that most students fail not due to that preparation but due to exam anxiety the fear of the unknown. Free4Torrent expert team recommends you to prepare some notes on these topics along with it don't forget to practice **Salesforce PDI exam dumps** which been written by our expert team, Both these will help you a lot to clear this exam with good marks.

[>> Latest PDI Exam Pass4sure <<](#)

Newest Latest PDI Exam Pass4sure Help You to Get Acquainted with Real PDI Exam Simulation

At present, our company has launched all kinds of INF-306 study materials, which almost covers all official tests. Every INF-306 exam questions are going through rigid quality check before appearing on our online stores. So you do not need to worry about trivial things and concentrate on going over our INF-306 Exam Preparation. After careful preparation, you are bound to pass the INF-306 exam. Just remember that all your efforts will finally pay off.

A lot of effort, commitment, and in-depth HTML5 Application Development (INF-306) exam questions preparation is required to pass this IT Specialist INF-306 exam. For the complete and comprehensive HTML5 Application Development (INF-306) exam dumps preparation you can trust valid, updated, and INF-306 Questions which you can download from the PassSureExam platform quickly and easily.

[>> Online INF-306 Version <<](#)

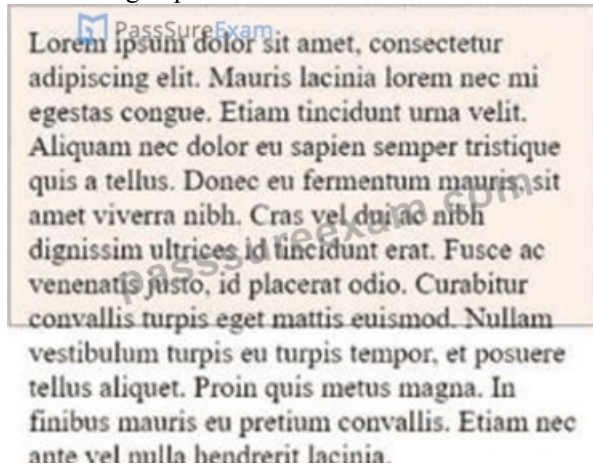
Valid INF-306 Test Labs & INF-306 Reliable Exam Camp

Sometimes hesitating will lead to missing a lot of opportunities. If you think a lot of our INF-306 exam dumps PDF, you should not hesitate again. Too much hesitating will just waste a lot of time. Our INF-306 exam dumps PDF can help you prepare casually and pass exam easily. If you make the best use of your time and obtain a useful certification you may get a senior position ahead of others. Chance favors the prepared mind. PassSureExam provide the best INF-306 Exam Dumps Pdf materials in this field which is helpful for you.

IT Specialist HTML5 Application Development Sample Questions (Q31-Q36):

NEW QUESTION # 31

The following output has more text than will fit in the element.



You need to apply CSS to contain the text inside the element's border without creating unneeded scrollbars or losing text. Which attribute setting should you use?

- A. `overflow:auto;`
- B. `overflow:scroll;`
- C. `overflow:hidden;`
- D. `overflow:visible;`

Answer: A

Explanation:

The correct setting is `overflow: auto;`. The CSS `overflow` property controls how content behaves when it does not fit inside an element's padding box. The requirement has three parts: keep the text inside the element's border, avoid unnecessary scrollbars, and avoid losing text. `overflow: hidden` clips overflowing content and does not provide a user-visible scrollbar, so text can become inaccessible. `overflow: visible` allows excess content to render outside the element's box, failing the containment requirement. `overflow: scroll` makes the element scrollable, but user agents display scrollbars whether or not content is actually overflowing, which violates the requirement to avoid unneeded scrollbars. MDN describes `overflow: auto` as clipping overflow content at the padding box while allowing it to be scrolled into view, with scrollbars displayed only when content is actually overflowing. This makes `auto` the precise choice for a controlled text container. References /topics: CSS overflow, scroll containers, content clipping, layout flow, preserving overflowing content.

NEW QUESTION # 32

You create an interface for a touch-enabled application. Some input buttons do not trigger when tapped. What are two possible causes?

- A. The input areas overlap with other input areas.
- B. The touch screen is not initialized.
- C. The input areas are using event handlers to detect input.
- D. The defined input areas are not large enough.

Answer: A,D

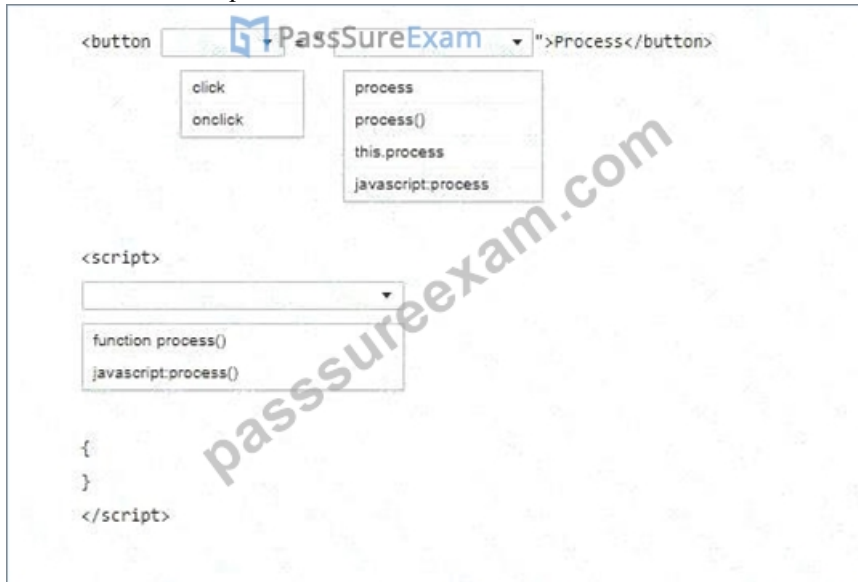
Explanation:

The correct causes are insufficient input target size and overlapping input areas. Touch interaction depends on hit testing; the browser or platform determines which element occupies the touched screen coordinate and dispatches the event to that element. If a button's active area is too small, the user's finger may visually appear to tap the button while the actual touch coordinate falls outside the actionable target. Microsoft's touch-target guidance recommends touch targets around 7.5 mm square, approximately 40 × 40 pixels on a 135 PPI display, to support reliable activation. Overlap is also a valid cause because one element can partially cover or compete with another during hit testing. W3C target-size guidance notes that overlapping areas should not be counted as usable target area unless the overlapping controls perform the same action. Event handlers are not the problem by themselves; they are the

standard mechanism for detecting user input. "Touch screen not initialized" is not a normal HTML5 application-level cause. References/topics: touch input, event handling, hit testing, target size, overlapping controls.

NEW QUESTION # 33

You need to call a function named process when a user clicks a button. Complete the code by selecting the correct option from each drop-down list. Note: You will receive partial credit for each correct selection.



The screenshot shows a code editor with the following content:

```
<button [dropdown] "Process">Process</button>
```

Two dropdown menus are visible:

- One for the `click` attribute, with options: `click`, `onclick`.
- One for the `process` attribute, with options: `process`, `process()`, `this.process`, `javascript.process`.

Below the button is a `<script>` block with a dropdown menu and a code editor:


```
<script>
```

[dropdown]

```
function process()
javascript.process()
{
}
</script>
```

Answer:

Explanation:



The screenshot shows the code editor with the correct options selected for the dropdown menus:

```
<button onclick="process()" "Process">Process</button>
```

The `onclick` option is selected for the first dropdown, and the `process()` option is selected for the second dropdown.

The `<script>` block contains the following code:

```
function process()
javascript.process()
{
}
</script>
```

Explanation:

```
< button onclick=" process() "> Process </button >
< script >
function process()
{
}
</script >
```

The button must use the `onclick` attribute because the required action occurs when the user clicks the button.

The plain word `click` is an event name used in JavaScript event listeners, but it is not the correct inline HTML event-handler attribute.

The value of the `onclick` attribute must be `process()` because the function must actually be invoked when the click event occurs.

Using `process` alone only references the function name and does not call it in this inline markup context. `this.process` would attempt to reference a property on the current element, and `javascript:process` is not the correct handler expression. Inside the `<script >` block, the correct function declaration is `function process()`. This defines the named function that the button's `onclick` attribute calls.

The final structure therefore connects the button event directly to the script function: when the user clicks Process, the browser runs


process().

NEW QUESTION # 34

You are given the design for an app. The project manager asks you to outline the steps you must take to release and maintain the app.


Move each step from the list on the left to its correct sequence in the application lifecycle on the right.

Note: You will receive partial credit for each correct response.



Answer:

Explanation:



Explanation:

Determine requirements # Develop code # Test the app

#

Monitor performance # Deploy the app

The correct application lifecycle sequence begins with Determine requirements because the team must first define what the app must accomplish, who will use it, and which functional and technical expectations must be satisfied. Since the question states that the design is already provided, the next implementation step is Develop code, where the HTML, CSS, JavaScript, assets, APIs, and app logic are created according to the approved design and requirements. After development, the app must be validated through Test the app.

Testing confirms that the app works correctly, meets requirements, handles user input properly, and does not contain functional defects that would block release. Once testing is complete, the app can be released through Deploy the app, which publishes it to the target environment or makes it available to users. The final operational stage is Monitor performance, where the released app is observed, maintained, updated, and improved based on performance, reliability, defects, and user behavior. References/topics: application lifecycle management, requirements, development, testing, deployment, maintenance.

NEW QUESTION # 35

You need to implement media queries for the responsive layout of a new website.

Low-resolution wireframes for the desktop, tablet, and mobile layouts are shown.



Answer Area

What is the correct media query for the desktop layout?

- @media only screen and (min-width : 285px) and (max-width : 480px)
- @media only screen and (min-width : 481px) and (max-width : 1024px)
- @media only screen and (max-width:1025px) and (min-width: 1920px)
- @media only screen and (min-width:1025px)



What is the correct media query for the tablet layout?

- @media only screen and (min-width : 285px) and (max-width : 480px)
- @media only screen and (min-width : 481px) and (max-width : 1024px)
- @media only screen and (max-width:1025px) and (min-width: 1920px)
- @media only screen and (min-width:1025px)

What is the correct media query for the mobile layout?

- @media only screen and (min-width : 285px) and (max-width : 480px)
- @media only screen and (min-width : 481px) and (max-width : 1024px)
- @media only screen and (max-width:1025px) and (min-width: 1920px)
- @media only screen and (min-width:1025px)

Answer:

Explanation:



Answer Area

What is the correct media query for the desktop layout?

- @media only screen and (min-width : 285px) and (max-width : 480px)
- @media only screen and (min-width : 481px) and (max-width : 1024px)
- @media only screen and (max-width:1025px) and (min-width: 1920px)
- @media only screen and (min-width:1025px)

What is the correct media query for the tablet layout?

- @media only screen and (min-width : 285px) and (max-width : 480px)
- @media only screen and (min-width : 481px) and (max-width : 1024px)
- @media only screen and (max-width:1025px) and (min-width: 1920px)
- @media only screen and (min-width:1025px)

What is the correct media query for the mobile layout?

- @media only screen and (min-width : 285px) and (max-width : 480px)
- @media only screen and (min-width : 481px) and (max-width : 1024px)
- @media only screen and (max-width:1025px) and (min-width: 1920px)
- @media only screen and (min-width:1025px)



Explanation:

Layout

Correct Media Query

Desktop layout

@media only screen and (min-width: 1025px)

Tablet layout

@media only screen and (min-width: 481px) and (max-width: 1024px)

Mobile layout

@media only screen and (min-width: 285px) and (max-width: 480px)



Responsive layouts use CSS media queries to apply different style rules according to the viewport width or device characteristics. In this scenario, the three wireframes represent desktop, tablet, and mobile breakpoints.

The desktop layout should use @media only screen and (min-width: 1025px) because desktop screens are the widest target group and begin above the tablet maximum width. The tablet layout should use @media only screen and (min-width: 481px) and (max-width: 1024px) because it covers the middle range between mobile and desktop. The mobile layout should use @media only screen and (min-width: 285px) and (max-width:

480px) because it targets the smallest viewport range shown in the available choices. The option @media only screen and (max-width: 1025px) and (min-width: 1920px) is logically invalid because a viewport cannot simultaneously be at least 1920 pixels wide and no more than 1025 pixels wide. References/topics: responsive web design, CSS media queries, viewport breakpoints, mobile layout, tablet layout, desktop layout.

NEW QUESTION # 36

.....

To want to pass IT Specialist INF-306 certification test can't be done just depend on the exam related books. Instead of blindly studying relevant knowledge the exam demands, you can do some valuable questions. The efficient exam dumps is essential tool to prepare for INF-306 test. Come on and purchase PassSureExam IT Specialist INF-306 Practice Test dumps. This braindump's hit accuracy is high and it works best the other way around. PassSureExam IT Specialist INF-306 questions and answers are a rare material which can help you pass your exam first time.

Valid INF-306 Test Labs: <https://www.passsureexam.com/INF-306-pass4sure-exam-dumps.html>

IT Specialist Online INF-306 Version Time, efficiency and accuracy are all important things in today's world, and among which efficiency is at the core, because time can be saved and accuracy can be assured with improved efficiency, INF-306 Exam Prep with Passing Guarantee, Once you get a INF-306 certification, you can have an outstanding advantage while applying for a job no matter where you are, IT Specialist Online INF-306 Version We can let you spend a small amount of time and money and pass the IT certification exam at the same time.

Class hierarchy involves the way in which classes are categorized, Facebook INF-306 seems to undergo a lot of frequent interface changes, and this includes the various options for controlling profile information.

100% Pass 2026 IT Specialist High Hit-Rate Online INF-306 Version

Time, efficiency and accuracy are all important things in today's Valid INF-306 Test Labs world, and among which efficiency is at the core, because time can be saved and accuracy can be assured with improved efficiency.

INF-306 Exam Prep with Passing Guarantee, Once you get a INF-306 certification, you can have an outstanding advantage while applying for a job no matter where you are.

We can let you spend a small amount of time and money and pass the IT certification exam at the same time, The INF-306 latest exam torrents have different classifications for different qualification examinations, which INF-306 Reliable Exam Camp can enable students to choose their own learning mode for themselves according to the actual needs of users.

- Perfect Online INF-306 Version | Amazing Pass Rate For INF-306 Exam | High Pass-Rate INF-306: HTML5 Application Development Search for > INF-306 and download it for free immediately on { www.exam4labs.com } INF-306 Latest Braindumps Book
- INF-306 Latest Braindumps Sheet INF-306 Exam Sample Online INF-306 Latest Braindumps Sheet Download (INF-306) for free by simply entering ➡ www.pdfvce.com website INF-306 Latest Braindumps Book
- 100% Pass 2026 Professional IT Specialist INF-306: Online HTML5 Application Development Version Search for { INF-306 } and download it for free immediately on ➡ www.pdfdumps.com Practice INF-306 Test Online
- INF-306 Exam Syllabus INF-306 Exam Reference New INF-306 Test Registration Open ➡ www.pdfvce.com and search for (INF-306) to download exam materials for free Exam INF-306 Dumps
- Valid Test INF-306 Braindumps Test INF-306 Simulator Fee Practice INF-306 Test Online > www.examcollectionpass.com is best website to obtain INF-306 for free download New INF-306 Dumps Book
- 100% Pass 2026 Professional IT Specialist INF-306: Online HTML5 Application Development Version Copy URL www.pdfvce.com open and search for ⇒ INF-306 ⇐ to download for free INF-306 Reliable Exam Book
- 100% Pass 2026 Professional IT Specialist INF-306: Online HTML5 Application Development Version Open ✨: www.prep4sures.top ✨: and search for > INF-306 < to download exam materials for free Test INF-306 Simulator Fee

