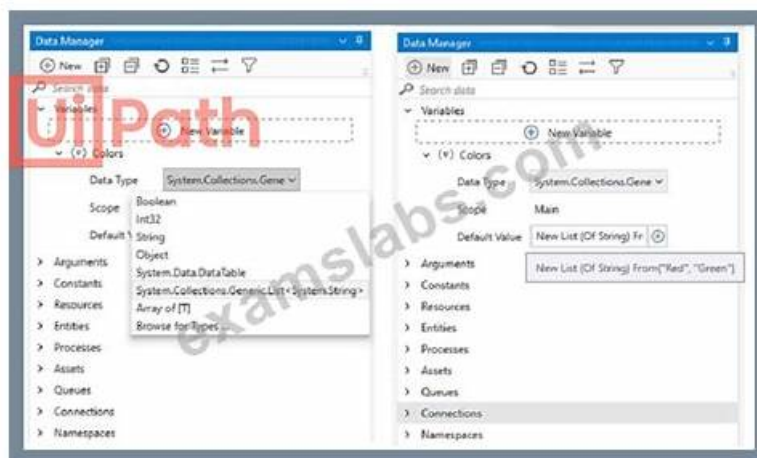


# Latest UiPath-ADAv1 Exam Labs, Exam UiPath-ADAv1 Revision Plan



2025 Latest Test4Engine UiPath-ADAv1 PDF Dumps and UiPath-ADAv1 Exam Engine Free Share:  
<https://drive.google.com/open?id=1bqhKoMGxVXNSzgvpO-UAm4aNjFGFy4Ph>

Originating the UiPath-ADAv1 exam questions of our company from tenets of offering the most reliable backup for customers, and outstanding results have captured exam candidates' heart for their functions. Our UiPath-ADAv1 practice materials can be subdivided into three versions. All those versions of usage has been well-accepted by them. They are the PDF, Software and APP online versions of our UiPath-ADAv1 Study Guide.

## UiPath UiPath-ADAv1 Exam Syllabus Topics:

Topic	Details
Topic 1	<ul style="list-style-type: none"> <li>Orchestrator: This topic covers the definition of Orchestrator entities, tenant entities, and folder entities, along with their respective functionalities. It also provides practical guidance on robot provisioning, workspace management, role assignments, and logging features.</li> </ul>
Topic 2	<ul style="list-style-type: none"> <li>Control Flow: The section explains the functionality of control flow activities and their impact on workflow types. It covers the use of sequence and flowchart layouts. Lastly, it focuses on implementing IF, For Each, and While activities, among others.</li> </ul>
Topic 3	<ul style="list-style-type: none"> <li>PDF Automation: The section focuses on data extraction from native and scanned PDFs, including single and multiple document scenarios.</li> </ul>
Topic 4	<ul style="list-style-type: none"> <li>Business Knowledge: This topic covers the fundamental concepts of business process automation, highlighting its value proposition. It also explores key ideas related to business processes, offering a comprehensive understanding of this domain.</li> </ul>
Topic 5	<ul style="list-style-type: none"> <li>Implementation Methodology: The section offers an overview of project implementation stages, interpretation of PDDs and SDDs, and the conduct of automation project peer reviews, ensuring a structured approach to development.</li> </ul>
Topic 6	<ul style="list-style-type: none"> <li>Email Automation: This topic covers retrieving emails via IMAP</li> <li>POP3, sending SMTP messages, and managing integrations with Microsoft and Gmail accounts, utilizing their respective packages.</li> </ul>
Topic 7	<ul style="list-style-type: none"> <li>Integration Service: The section introduces Integration Service, explaining its purpose and demonstrating the use of connectors and triggers in automation projects to interact with external systems.</li> </ul>

Topic 8	<ul style="list-style-type: none"> <li>• <b>Debugging:</b> Here, we explore various debugging techniques, including debug modes, actions, and ribbon options. It also guides users through setting breakpoints, utilizing debugging panels, and optimizing performance with profile execution.</li> </ul>
Topic 9	<ul style="list-style-type: none"> <li>• <b>Object Repository:</b> This topic covers the creation, publication, and consumption of UI Libraries, including the use of static and dynamic descriptors, offering a structured approach to UI element management.</li> </ul>
Topic 10	<ul style="list-style-type: none"> <li>• <b>Logging:</b> The section provides insights into interpreting robot execution logs and adhering to logging best practices, ensuring effective issue identification and resolution.</li> </ul>
Topic 11	<ul style="list-style-type: none"> <li>• <b>Excel Automation:</b> The section delves into Excel Automation, showcasing the use of modern Excel activities and workbook-level operations.</li> </ul>
Topic 12	<ul style="list-style-type: none"> <li>• <b>Data Manipulation:</b> This topic covers a range of data manipulation techniques, including string manipulation using VB.Net methods and the RegEx Builder. It also guides users through working with arrays, lists, and dictionaries, as well as building and iterating through DataTables.</li> </ul>
Topic 13	<ul style="list-style-type: none"> <li>• <b>Platform Knowledge:</b> The section provides an overview of UiPath's product suite, including Studio and Robot variants, Orchestrator, and Integration Service, showcasing their unique contributions. It also emphasizes the benefits of Academy, Forum, and Marketplace in the UiPath ecosystem.</li> </ul>
Topic 14	<ul style="list-style-type: none"> <li>• <b>Libraries and Templates:</b> This topic covers the creation, publication, and consumption of process libraries, along with the sharing and access of templates, promoting efficient project development and standardization.</li> </ul>
Topic 15	<ul style="list-style-type: none"> <li>• <b>Version Control Integration:</b> The section highlights the benefits of version control by demonstrating the use of Studio's Git integration for adding projects, cloning repositories, committing changes, and managing branches.</li> </ul>
Topic 16	<ul style="list-style-type: none"> <li>• <b>Variables and Arguments:</b> This topic introduces data types and delves into creating, managing, and utilizing variables, arguments, and global constants</li> <li>• <b>variables.</b> It also clarifies the distinctions between these concepts, ensuring a comprehensive understanding of data handling in automation projects.</li> </ul>
Topic 17	<ul style="list-style-type: none"> <li>• <b>Workflow Analyzer:</b> Here, the topic introduces the Workflow Analyzer tool, explaining its use for project analysis and validation, and providing guidance on configuring its settings.</li> </ul>

>> **Latest UiPath-ADAv1 Exam Labs** <<

## **HOT Latest UiPath-ADAv1 Exam Labs - Latest UiPath UiPath Automation Developer Associate v1 Exam - Exam UiPath-ADAv1 Revision Plan**

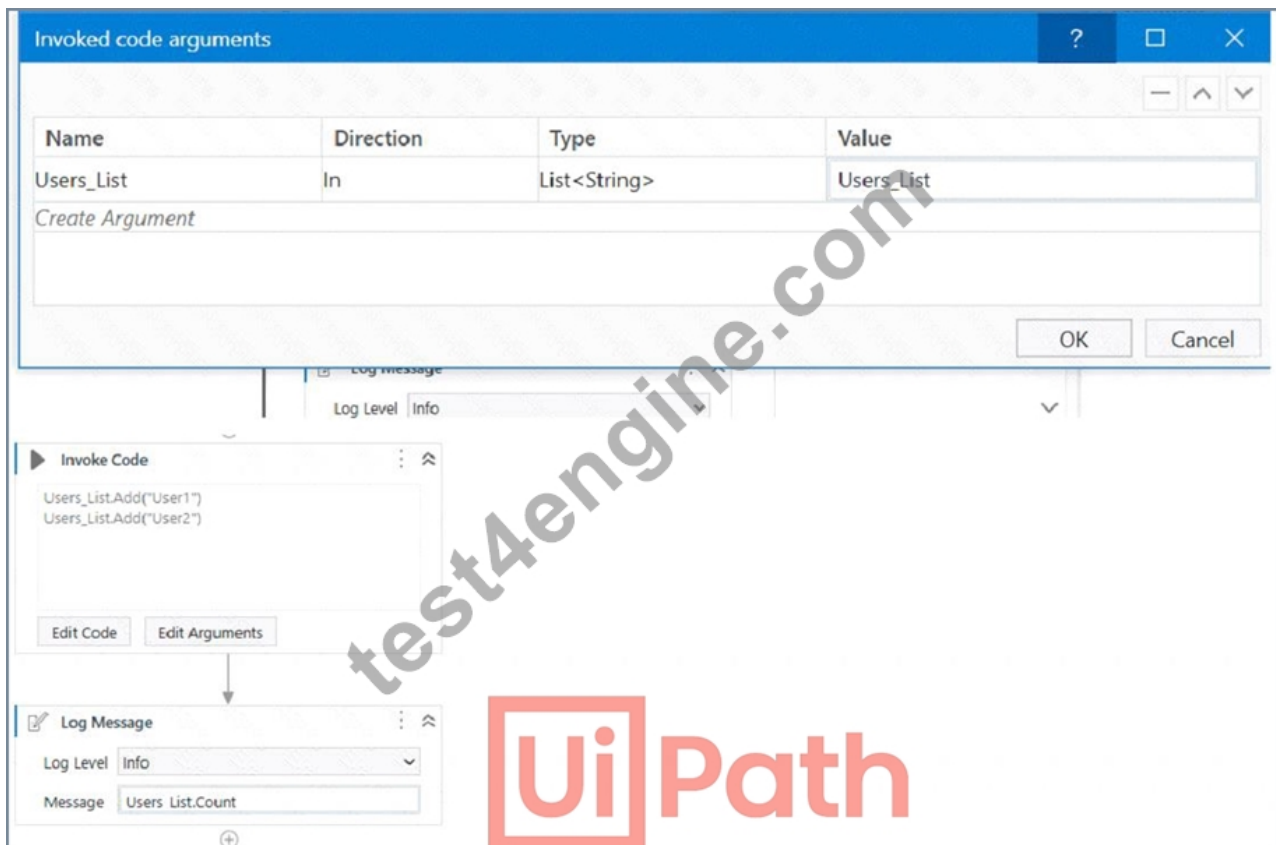
It helps you to pass the UiPath UiPath-ADAv1 test with excellent results. UiPath UiPath-ADAv1 imitates the actual UiPath-ADAv1 exam environment. You can take the UiPath-ADAv1 practice exam many times to evaluate and enhance your UiPath UiPath-ADAv1 Exam Preparation level. Desktop UiPath-ADAv1 practice test software is compatible with windows and the web-based software will work on these operating systems: Android, IOS, Windows, and Linux.

## **UiPath Automation Developer Associate v1 Exam Sample Questions (Q93-Q98):**

### **NEW QUESTION # 93**

A developer has created a variable of type List of Strings named "UsersList", and initialized it with an empty list: "UsersList = new List(Of String)".

What is printed in the log message after the following Invoke Code is executed?



- A. Object reference not set to an instance exception is thrown
- **B. 0**
- C. 1
- D. System.ArgumentException is thrown

**Answer: B**

Explanation:

Explanation

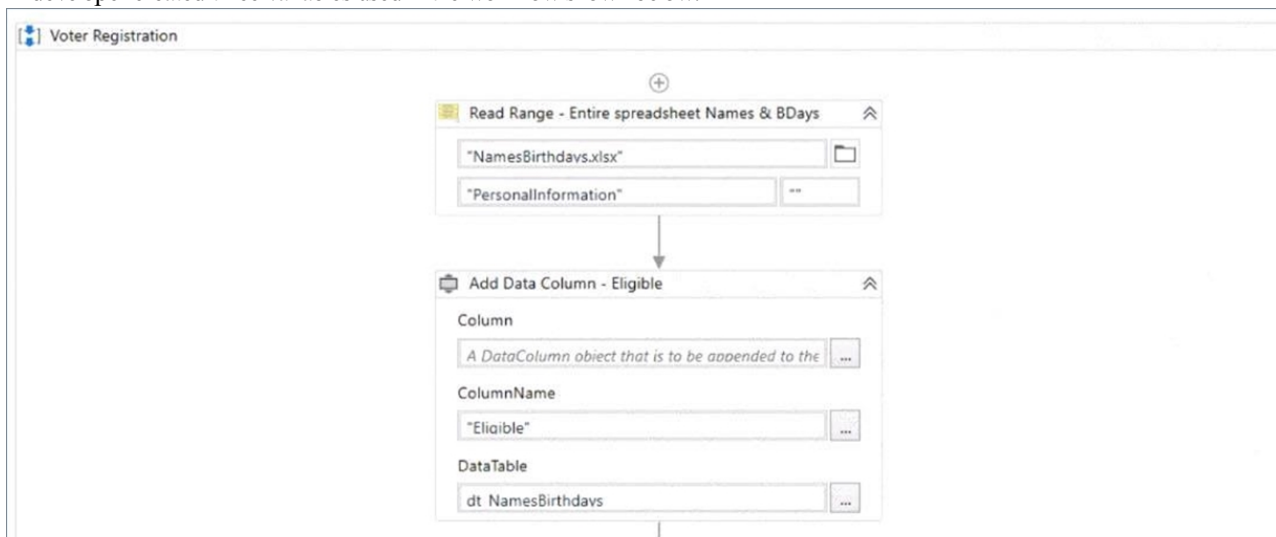
The code is adding two items to the list, but since the list is initialized as an empty list, the count will be 0.

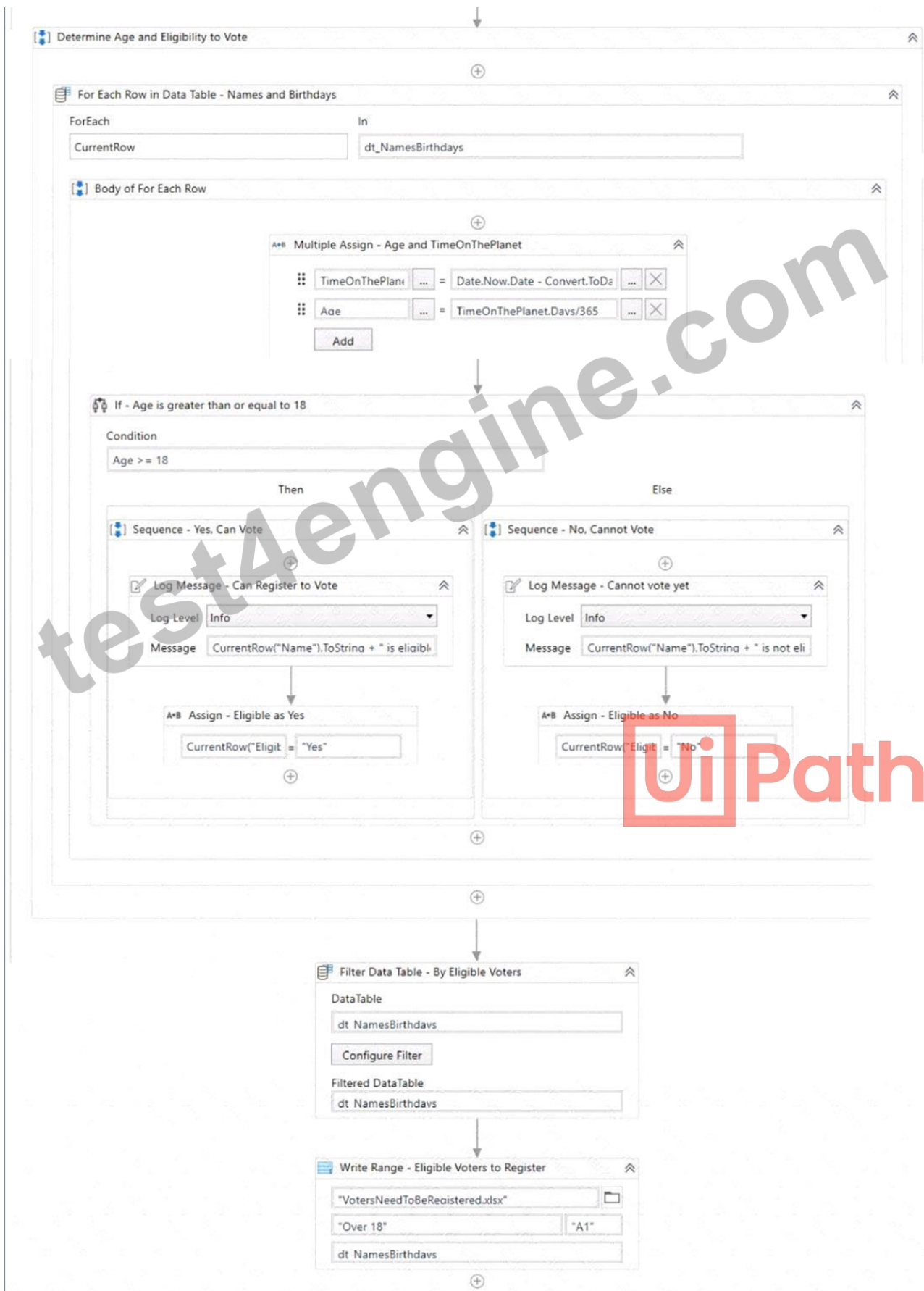
References:

Data Manipulation with Lists and Dictionaries in Studio course, Lesson 2: Lists, Topic: Creating Lists How to initiate List<String[]>? forum post, Answer by @VishalS

## NEW QUESTION # 94

A developer created three variables used in the workflow shown below:





Instructions: Based on best practices, select the correct Scope for each Variable type from the drop-down lists shown in the following exhibit.

Name	Variable type	Scope	Default
Age	Double	<div> Sequence – Yes, Can Vote  Sequence – No, Cannot Vote  Body of For Each Row  Determine Age and Eligibility to Vote  Voter Registration </div>	Enter a VB expression
TimeOnThePlanet	TimeSpan	<div> Sequence – Yes, Can Vote  Sequence – No, Cannot Vote  Body of For Each Row  Determine Age and Eligibility to Vote  Voter Registration </div>	Enter a VB expression
dt_NamesBirthdays	DataTable	<div> Sequence – Yes, Can Vote  Sequence – No, Cannot Vote  Body of For Each Row  Determine Age and Eligibility to Vote  Voter Registration </div>	New System.Data.DataTable

**Answer:**

**Explanation:**

Name	Variable type	Scope	Default
Age	Double	<div> Sequence – Yes, Can Vote  Sequence – No, Cannot Vote  Body of For Each Row  Determine Age and Eligibility to Vote  Voter Registration </div>	Enter a VB expression
TimeOnThePlanet	TimeSpan	<div> Sequence – Yes, Can Vote  Sequence – No, Cannot Vote  Body of For Each Row  Determine Age and Eligibility to Vote  Voter Registration </div>	Enter a VB expression
dt_NamesBirthdays	DataTable	<div> Sequence – Yes, Can Vote  Sequence – No, Cannot Vote  Body of For Each Row  Determine Age and Eligibility to Vote  Voter Registration </div>	New System.Data.DataTable

**Explanation:**

Name = Age Variable type = Double Scope = Body of For Each Row

Name = TimeonThePlanet Variable type = Time Span Scope = Sequence - Yes, Can Vote Name = dt\_NamesBirthdays Variable type = DataTable Scope = Voter Registration The reason for choosing these scopes is to keep the variables in the innermost scope where they are used and to avoid unnecessary clutter and duplication in the Variables panel. You can learn more about variable scope in UiPath from the following sources:

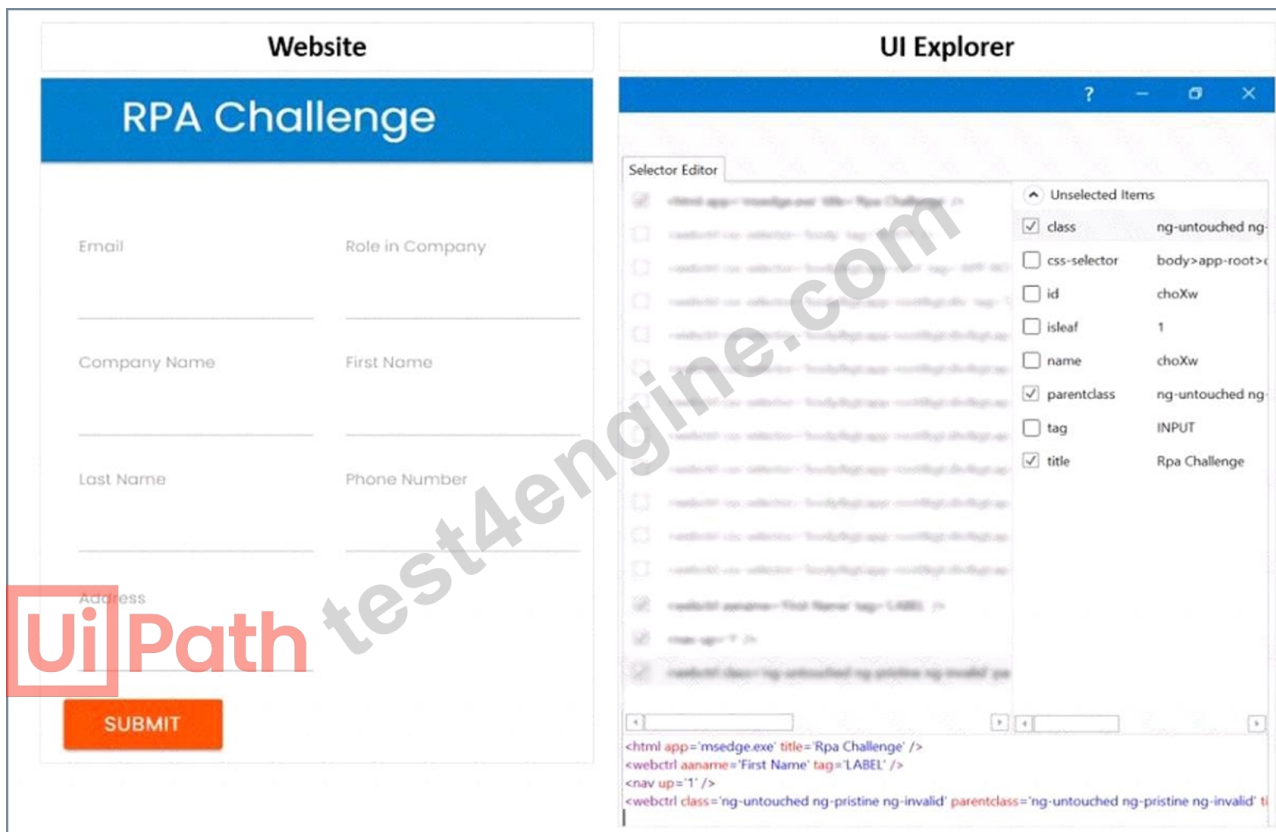
- \* Variable scope - Studio - UiPath Community Forum
- \* How Variable Scope Works in UiPath - Video Tutorials - UiPath Community Forum
- \* How to pass variables as UiPath arguments example - TheServerSide
- \* Best Practices: Select Variables scope - UiPath Community Forum

## NEW QUESTION # 95

A developer is using a Type into activity to enter details into a web form The developer notices that the selector for the text field is unreliable. The selector that is shown in the exhibit currently targets both a text label and a text field at runtime Only one additional Property needs to be clicked to ensure the selector targets only the First Name text field at runtime.

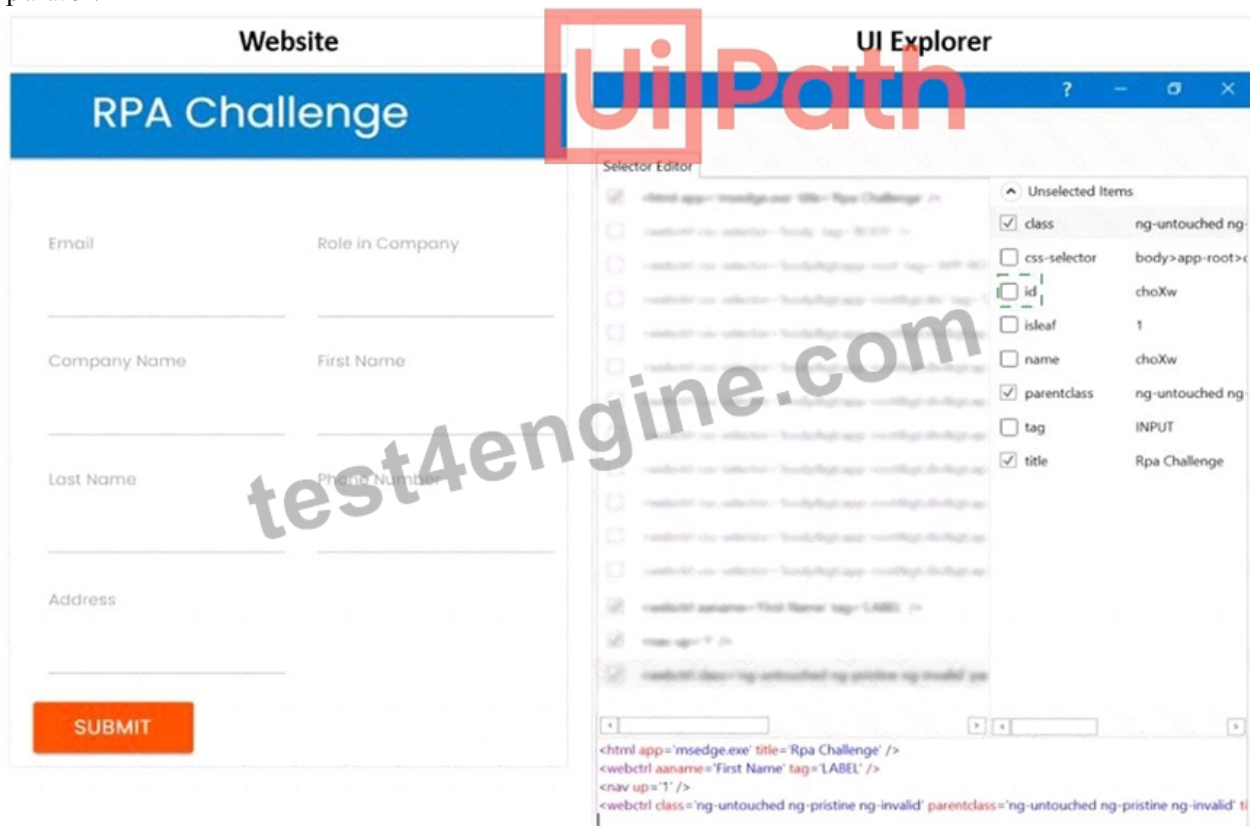
Instructions: Click the additional Property checkbox in the following UI Explorer "Unselected Items" column that should be used for the First Name text field.





Answer:

Explanation:



Explanation:

To ensure the selector targets only the First Name text field at runtime, you need to click the additional Property checkbox for ID in the UI Explorer Unselected Items column. This will add the ID attribute to the selector, which is a unique identifier for the text field element. The ID attribute has the value "firstname" for the First Name text field, as shown in the image. This will make the selector more reliable and specific, and avoid targeting the text label or other elements with the same class or tag.

### NEW QUESTION # 96

Which option best describes a process that is considered ZERO-TOUCH AUTOMATION?

- A. Processes that are rather digital and can be automated, but use some technologies that are complex (such as OCR) or require advanced programming skills.
- B. Processes that can be broken down into steps that can be clearly automated, and steps that need to stay manual (such as validations or usage of physical security tokens).
- C. Processes where change is frequent, the system environment is volatile, and multiple manual (even non-digital) actions are required.
- **D. Processes that are digital and involve a highly static system and process environment, so that they can be easily broken into instructions and simple triggers can be defined.**

**Answer: D**

Explanation:

Zero-Touch Automation refers to fully automated processes that do not require human intervention once deployed.

Why is Option B Correct?

\* Zero-touch automation applies to digital, highly static systems where:

\* No manual intervention is needed.

\* Processes follow clear, rule-based instructions.

\* Triggers can be easily defined.

\* Example: Automated Invoice Processing where:

\* Incoming invoices are received via email.

\* The bot extracts data, validates it, and enters it into a system.

\* The process runs without human interaction.

Why Other Options Are Incorrect?

\* A (Frequent changes & volatile system) #

\* Incorrect. If a system changes frequently, automation will fail.

\* Zero-touch automation requires stability.

\* C (Some steps remain manual) #

\* Incorrect. If manual actions (like approvals) are needed, it's called attended automation, not zero-touch.

\* D (Complex automation using OCR or AI) #

\* Incorrect. OCR-based processes often need human validation, which disqualifies them from zero-touch automation.

### NEW QUESTION # 97

A developer needs to create an array of folder names from the String variable. FilePath =

"C:\\Users\\UiPathRobot\\Documents\\Technologies". Based on best practice, which method will return an array of only the folder names?

- A. SplitV, FilePath)
- B. SplitV, FilePath. StringSplitOptions.RemoveEmptyEntries)
- C. Split(FilePath/V)
- **D. Split(FilePath,"\\",StringSplitOptions.RemoveEmptyEntries)**

**Answer: D**

Explanation:

To create an array of folder names from the String variable FilePath, the method that will return an array of only the folder names is: Split(FilePath,"\\").StringSplitOptions.RemoveEmptyEntries

This method uses the String.Split method, which returns an array of strings that are separated by a specified delimiter. The delimiter in this case is the backslash character ("\\") which is used to separate the folder names in the file path. The

StringSplitOptions.RemoveEmptyEntries option is used to remove any empty entries from the resulting array, such as the one before the first backslash or after the last backslash. For example, if the FilePath variable has the value:

FilePath = "C:\\Users\\UiPathRobot\\Documents\\Technologies"

Then the method Split(FilePath,"\\").StringSplitOptions.RemoveEmptyEntries will return an array of four strings:

{"C", "Users", "UiPathRobot", "Documents", "Technologies"}

These are the folder names in the file path, without any empty entries.

References: String.Split Method from UiPath documentation.

### NEW QUESTION # 98

• • • • •

According to different kinds of questionnaires based on study condition among different age groups, we have drawn a conclusion that the majority learners have the same problems to a large extent, that is low-efficiency, low-productivity, and lack of plan and periodicity. As a consequence of these problem, our UiPath-ADAv1 test prep is totally designed for these study groups to improve their capability and efficiency when preparing for UiPath-ADAv1 Exams, thus inspiring them obtain the targeted UiPath-ADAv1 certificate successfully. Our UiPath-ADAv1 question torrent can play a very important part in helping you achieve your dream.

**Exam UiPath-ADAv1 Revision Plan:** [https://www.test4engine.com/UiPath-ADAv1\\_exam-latest-braindumps.html](https://www.test4engine.com/UiPath-ADAv1_exam-latest-braindumps.html)

- [illegible]

2025 Latest Test4Engine UiPath-ADAv1 PDF Dumps and UiPath-ADAv1 Exam Engine Free Share:  
<https://drive.google.com/open?id=1bqhKoMGxVXNSzgyvO-UAm4aNiJGFy4Ph>