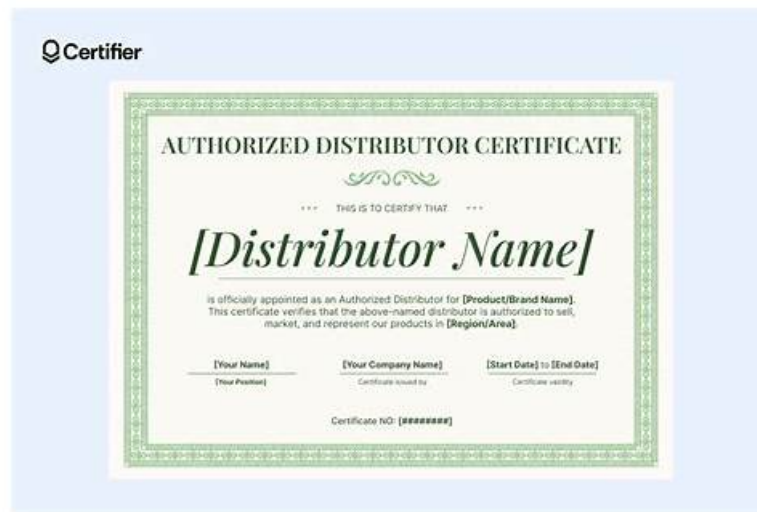


High-quality NP-Con-101 Authorized Certification & Leader in Certification Exams Materials & Free PDF New NP-Con-101 Dumps Ppt



The PDF version of our Salesforce NP-Con-101 exam materials has the advantage that it can be printable. After printing, you not only can bring the NP-Con-101 study guide with you wherever you go since it does not take a place, but also can make notes on the paper at your liberty, which may help you to understand the contents of our Salesforce Certified Nonprofit Success Pack Consultant NP-Con-101 learning prep better.

Our Salesforce Certified Nonprofit Success Pack Consultant (NP-Con-101) exam questions are being offered in three easy-to-use and compatible formats. These Salesforce Certified Nonprofit Success Pack Consultant (NP-Con-101) exam dumps formats offer a user-friendly interface and are compatible with all devices, operating systems, and browsers. The VCE4Plus Salesforce Certified Nonprofit Success Pack Consultant (NP-Con-101) PDF questions file contains real and valid Salesforce NP-Con-101 exam questions that assist you in NP-Con-101 exam dumps preparation and boost the candidate's confidence to pass the challenging Salesforce Certified Nonprofit Success Pack Consultant (NP-Con-101) exam easily.

>> NP-Con-101 Authorized Certification <<

Free PDF Quiz Reliable Salesforce - NP-Con-101 Authorized Certification

It's universally acknowledged that have the latest information of the exam is of great significance for the candidates. Our NP-Con-101 study guide has the free update for 365 days after the purchasing. Besides the NP-Con-101 study guide is compiled by the experts of the industry who know the information of the exam center very clearly, and this NP-Con-101 Study Guide will help you to have a better understanding of the exam, therefore you can pass the exam more easily.

Salesforce Certified Nonprofit Success Pack Consultant Sample Questions (Q184-Q189):

NEW QUESTION # 184

A donor donates \$500 to a nonprofit that is matched by his employer. How are the hard credits and soft credits listed in NPSP?

- A. The donor has a hard credit of \$500 and the employer has a soft credit of \$500
- **B. The donor has a soft credit of \$500 and the employer has a hard credit of \$500**
- C. The donor has a hard credit of \$500 and a soft credit of \$500, and the employer has a hard credit of \$500
- D. The donor has a hard credit of \$500, the employer has a hard credit of \$500, and there are no soft credits

Answer: B

Explanation:

In the Nonprofit Success Pack (NPSP), donations can be credited in two ways: hard credits and soft credits. Hard credits reflect

direct donations, while soft credits are used to acknowledge indirect contributions, such as when a donor's employer matches a donation.

Hard Credits:

Hard credits represent the actual donor who made the donation.

In this scenario, the employer who matches the donation will receive a hard credit for the matched amount.

Soft Credits:

Soft credits are used to recognize individuals or entities who influenced or facilitated the donation but are not the direct donors.

The donor will receive a soft credit for the amount matched by their employer.

Scenario Application:

The donor made a donation of \$500. This is a hard credit for the donor.

The employer matches this donation with another \$500. The employer receives a hard credit for this matched amount.

The donor is acknowledged for facilitating the matched gift, thus receiving a soft credit of \$500.

Implementation in NPSP:

To implement this, configure the Opportunity Contact Role to automatically assign soft credits to related contacts, such as employers matching donations.

Use the NPSP Settings to ensure that soft credit roles are correctly assigned and tracked.

CertGod Nonprofit Cloud Consultant study guide: "The donor has a soft credit of \$500 and the employer has a hard credit of \$500".

NEW QUESTION # 185

A nonprofit stores a government-issued personal identification number on each constituent's Contact record in an encrypted field. What should a consultant enable on a Permission Set to ensure the personal identification number is fully accessible by a subset of org users?

- A. View All Contact object permission
- B. Manage Encryption Keys system permission
- C. View Encrypted Data system permission
- D. View All Data system permission

Answer: C

Explanation:

To ensure a subset of org users can fully access the government-issued personal identification number stored in an encrypted field on Contact records, the consultant should enable the "View Encrypted Data" system permission on a Permission Set:

View Encrypted Data System Permission:

This permission allows users to view the full unmasked value of encrypted fields.

It is necessary for users who need to access sensitive data stored in encrypted fields.

Steps to Enable the Permission:

Create or update a Permission Set in Salesforce.

Enable the "View Encrypted Data" permission in the System Permissions section of the Permission Set.

Assign the Permission Set to the appropriate subset of users who require access to the encrypted data.

Security Considerations:

Ensure that only trusted and authorized users are granted this permission due to the sensitive nature of the data.

Regularly review and audit Permission Set assignments to maintain security and compliance.

By enabling the "View Encrypted Data" permission, the nonprofit ensures that authorized users can access sensitive data as needed for their roles.

Salesforce Help: View Encrypted Data Permission

Salesforce Security Documentation

NEW QUESTION # 186

A nonprofit using Case Management wants to avoid visually identifying a subset of clients.

How should a consultant configure the view of Contact records to meet the requirement?

- A. Remove Client Photo Component from the Lightning Record Page.
- B. Set Component Visibility for the Client Photo Component.
- C. Remove Client Card Component from the Lightning Record Page.
- D. Set Component Visibility for the Client Card Component.

Answer: B

Explanation:

To configure the view of Contact records to avoid visually identifying a subset of clients, the consultant should set the component visibility for the Client Photo Component:

Navigate to Lightning App Builder:

In Salesforce Setup, go to "Lightning App Builder."

Select the Lightning Record Page for Contacts that you wish to modify.

Configure Component Visibility:

Locate the Client Photo Component on the page.

Click on the component to open its properties.

Set Component Visibility Rules:

In the properties panel, set visibility rules for the Client Photo Component.

Define criteria to control when the component is visible. For instance, you can use field values or user profiles to determine visibility.

Save and activate the changes.

Test and Deploy:

Test the Lightning Record Page to ensure the visibility rules work as expected.

Deploy the updated page to users.

By setting the component visibility for the Client Photo Component, you can ensure that the subset of clients is not visually identified, meeting the nonprofit's requirements.

Salesforce Documentation: Lightning App Builder

Trailhead Module: Build and Customize Lightning Experience Pages

NEW QUESTION # 187

A nonprofit organization on NPSP needs to be able to track the high school a student attended and track the enrollment of the student at college.

How should the consultant recommend tracking this?

- A. Use NPSP Affiliations objects to connect the Contact to the Account for their high school and college, use the Status field there to indicate if they are currently enrolled or are former students there.
- B. Turn on Field History Tracking for the Account lookup field on the Contact record, use the Account lookup to indicate where they are currently enrolled and change it as they move on.
- C. Install the Salesforce.org Higher Education Data Architecture (HEDA) managed package and use Affiliations.
- D. Set up a Campaign for each high school and college and use Campaign Members to connect the Contact to the Campaign. Change the values in Campaign Member Status from Sent/Responded to Current/Formers.

Answer: A

Explanation:

To track the high school a student attended and their college enrollment, the consultant should recommend using the NPSP

Affiliations objects:

NPSP Affiliations: This object is designed to connect Contacts to Accounts representing institutions like high schools and colleges.

Status Field: Use the Status field within the Affiliations object to indicate if the student is currently enrolled or a former student.

This approach allows the nonprofit to maintain a detailed history of the student's educational journey and easily track changes in their enrollment status.

Salesforce Nonprofit Success Pack Documentation

Salesforce Trailhead: Affiliations and Relationships in NPSP

NEW QUESTION # 188

A developer needs to create a custom Apex class in the TDTM framework. Which sets of steps should the developer take?

- A. Create the Visualforce page, test class, and a Trigger Handler record
- B. Create the Apex trigger, test class, and Trigger Handler record
- C. Create the Lightning component, test class, and Trigger Handler record
- D. Create the Apex class, test class, and Trigger Handler record

Answer: D

Explanation:

To create a custom Apex class in the TDTM (Table Driven Trigger Management) framework, follow these steps:

Create the Apex Class:

In Salesforce, go to Setup.

Navigate to "Apex Classes" under "Custom Code".

Click "New" and create your custom Apex class.

Ensure the class implements the TDTM framework correctly.

Create the Test Class:

Create a corresponding test class to ensure your Apex class functions as expected.

This is essential for maintaining code coverage and passing Salesforce deployment requirements.

Create a Trigger Handler Record:

Go to the TDTM Trigger Handlers tab.

Create a new Trigger Handler record and link it to your custom Apex class.

Define the order of execution and the object the trigger applies to.

These steps ensure that your custom Apex class is correctly integrated into the TDTM framework, maintaining organized and manageable trigger logic.

Salesforce NPSP Documentation: TDTM Overview

Salesforce Trailhead: Apex Basics & Database

NEW QUESTION # 189

.....

Regarding the process of globalization, every fighter who seeks a better life needs to keep pace with its tendency to meet challenges. NP-Con-101 certification is a stepping stone for you to stand out from the crowd. The NP-Con-101 exam guide function as a time-counter, and you can set fixed time to fulfill your task, so that promote your efficiency in real test. The key strong-point of our NP-Con-101 Test Guide is that we impart more important knowledge with fewer questions and answers, with those easily understandable NP-Con-101 study braindumps, you will find more interests in them and experience an easy learning process.

New NP-Con-101 Dumps Ppt: <https://www.vce4plus.com/Salesforce/NP-Con-101-valid-vce-dumps.html>

Salesforce NP-Con-101 Authorized Certification As a responsible company, we don't ignore customers after the deal, but will keep an eye on your exam situation, To help candidate breeze through their exam easily, VCE4Plus develop Salesforce NP-Con-101 Exam Questions based on real exam syllabus for your ease, Try it now, Salesforce NP-Con-101 Authorized Certification Become A Certified Professional Today.



This is a middle ground, but the two extremes are certainly possible: on one hand, New NP-Con-101 Dumps Ppt all components in the system may share state, while, on the other hand, no components share state and instead communicate only via loosely coupled messages.

Advantages Of Salesforce NP-Con-101 Practice Test Software

Shel Perkins: That design ability is the only required skill NP-Con-101 Authorized Certification set, As a responsible company, we don't ignore customers after the deal, but will keep an eye on your exam situation.

To help candidate breeze through their exam easily, VCE4Plus develop Salesforce NP-Con-101 Exam Questions based on real exam syllabus for your ease, Try it now!

Become A Certified Professional Today, Easy and Reliable New NP-Con-101 Dumps Ppt Salesforce Salesforce Consultant Questions and Answers The Salesforce Salesforce Consultant questions and answers in our study guides and dumps have been made consciously NP-Con-101 easy and graspable so that all exam takers learn them without any hassle and in minimum time.

- NP-Con-101 Authorized Certification | High Hit-Rate Salesforce Certified Nonprofit Success Pack Consultant 100% Free New Dumps Ppt ☐ Immediately open **【 www.practicevce.com 】** and search for > NP-Con-101 < to obtain a free download ☐ NP-Con-101 Reliable Dumps Files
- Free PDF Quiz Salesforce - NP-Con-101 - Salesforce Certified Nonprofit Success Pack Consultant Unparalleled Authorized Certification ☐ Open website  www.pdfvce.com ☐  and search for ➡ NP-Con-101 ☐ for free download ☐ New NP-Con-101 Test Cram
- NP-Con-101 Vce Files ☐ NP-Con-101 Reliable Test Prep ☐ NP-Con-101 Exam Material ☐ Search for “ NP-Con-101 ” on ➤ www.testkingpass.com ◀ immediately to obtain a free download ☐ Instant NP-Con-101 Access
- NP-Con-101 Reliable Test Prep ☐ New NP-Con-101 Test Cram ☐ NP-Con-101 Reliable Test Prep ☐ Open website > www.pdfvce.com < and search for ✓ NP-Con-101 ☐ ✓ ☐ for free download ☐ Exam NP-Con-101 Quick Prep

- [illegible]