

# Updated MB-820 Reliable Test Tips Covers the Entire Syllabus of MB-820



DOWNLOAD the newest VCE4Dumps MB-820 PDF dumps from Cloud Storage for free: [https://drive.google.com/open?id=1aRugTZqZWADl0F3DnOXE3VcrTsIMU\\_bK](https://drive.google.com/open?id=1aRugTZqZWADl0F3DnOXE3VcrTsIMU_bK)

With the high employment pressure, more and more people want to ease the employment tension and get a better job. The best way for them to solve the problem is to get the MB-820 certification. Because the certification is the main symbol of their working ability, if they can own the MB-820 certification, they will gain a competitive advantage when they are looking for a job. An increasing number of people have become aware of that it is very important for us to gain the MB-820 Exam Questions in a short time. Because all of them have realized that it is indispensable to our daily life and work.

## Microsoft MB-820 Exam Syllabus Topics:

Topic	Details
Topic 1	<ul style="list-style-type: none"><li>Install, develop, and deploy for Business Central: It delves into the installation and configuration of a Business Central development environment. Moreover, it discusses creating, debugging, and deploying an extension in Business Central.</li></ul>
Topic 2	<ul style="list-style-type: none"><li>Develop by using AL objects: Building and extending tables and reports is discussed in this topic. It also explains Designing and creating an XMLport. Lastly, it discusses how to work with entitlement and permission set objects.</li></ul>
Topic 3	<ul style="list-style-type: none"><li>Integrate Business Central with other applications: Accessing Representational State Transfer (REST) services is discussed in this topic. It also explains implementation of APIs.</li></ul>
Topic 4	<ul style="list-style-type: none"><li>Develop by using AL: How to Customize the UI experience and Use AL for business central extension is discussed here. It also delves into explaining the essential development standards.</li></ul>

>> MB-820 Reliable Test Tips <<

## Exam MB-820 Passing Score & Test MB-820 Questions

VCE4Dumps try hard to makes MB-820 exam preparation easy with its several quality features. Our MB-820 exam dumps come with 100% refund assurance. We are dedicated to your accomplishment, hence pledges you victory in MB-820 exam in a single attempt. If for any reason, a user fails in MB-820 exam then he will be refunded the money after the process. Also, we offer 1 year free updates to our MB-820 Exam esteemed users; and these updates will be entitled to your account right from the date of purchase. Also the 24/7 Customer support is given to users, who can email us if they find any haziness in the MB-820 exam dumps, our team will merely answer to your all MB-820 exam product related queries.

# Microsoft Dynamics 365 Business Central Developer Sample Questions (Q100-Q105):

## NEW QUESTION # 100

You need to define the XML file properties for the accounting department.

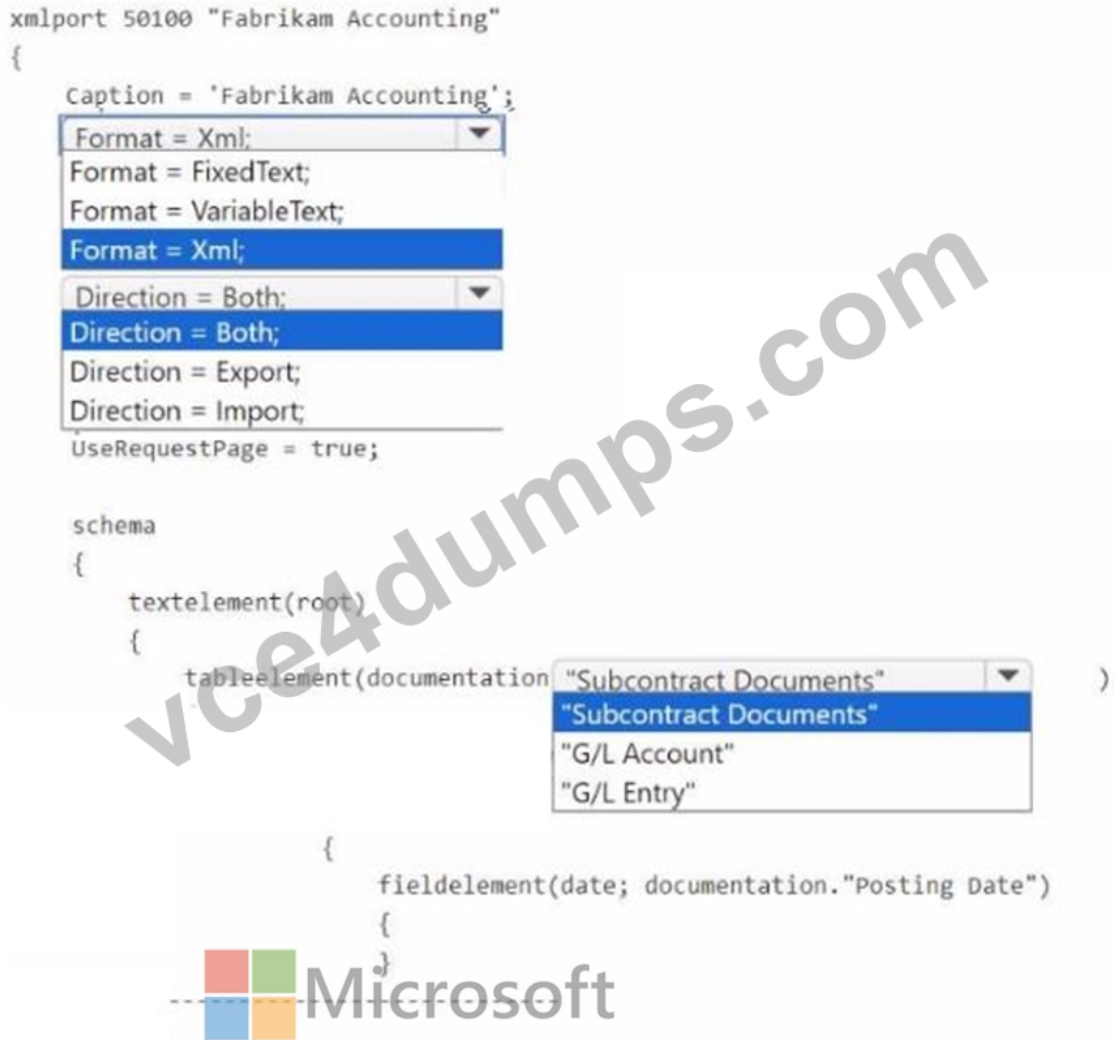
How should you complete the code segment? To answer, select the appropriate options in the answer area.

NOTE: Each correct selection is worth one point.

XMLport properties

```
xmlport 50100 "Fabrikam Accounting"
{
    Caption = 'Fabrikam Accounting';
    Format = Xml;
    Format = FixedText;
    Format = VariableText;
    Format = Xml;
    Direction = Both;
    Direction = Both;
    Direction = Export;
    Direction = Import;
    UseRequestPage = true;

    schema
    {
        textelement(root)
        {
            tableelement(documentation
            {
                fieldelement("Subcontract Documents"
                "Subcontract Documents"
                "G/L Account"
                "G/L Entry"
                )
            }
            fieldelement(date; documentation."Posting Date")
            {
            }
        }
    }
}
```



Answer:

Explanation:

**XMLport properties**

```

xmlport 50100 "Fabrikam Accounting"
{
  Caption = 'Fabrikam Accounting';
  Format = Xml;
  Format = FixedText;
  Format = VariableText;
  Format = Xml;
  Direction = Both;
  Direction = Both;
  Direction = Export;
  Direction = Import;
  UseRequestPage = true;

  schema
  {
    textelement(root)
    {
      tableelement(documentation "Subcontract Documents" )
      {
        {
          fieldelement(date; documentation."Posting Date")
          {
            }
          }
        }
      }
    }
  }
}

```

The image shows a screenshot of the XMLport properties window in Microsoft Dynamics NAV. The window title is "XMLport properties". The main content area displays the XMLport configuration for "Fabrikam Accounting" (ID 50100). The configuration includes properties for Caption, Format, Direction, and UseRequestPage. The Format and Direction properties are shown as dropdown menus with "Format = Xml;" and "Direction = Both;" selected. The schema section shows a root textelement containing a tableelement for "documentation" with the value "Subcontract Documents". This tableelement contains a fieldelement for "date" with the value "documentation."Posting Date".

**NEW QUESTION # 101**

A company plans to integrate tests with its build pipelines.

The company has two Docket sandbox environments: SandboxA and SandboxB.

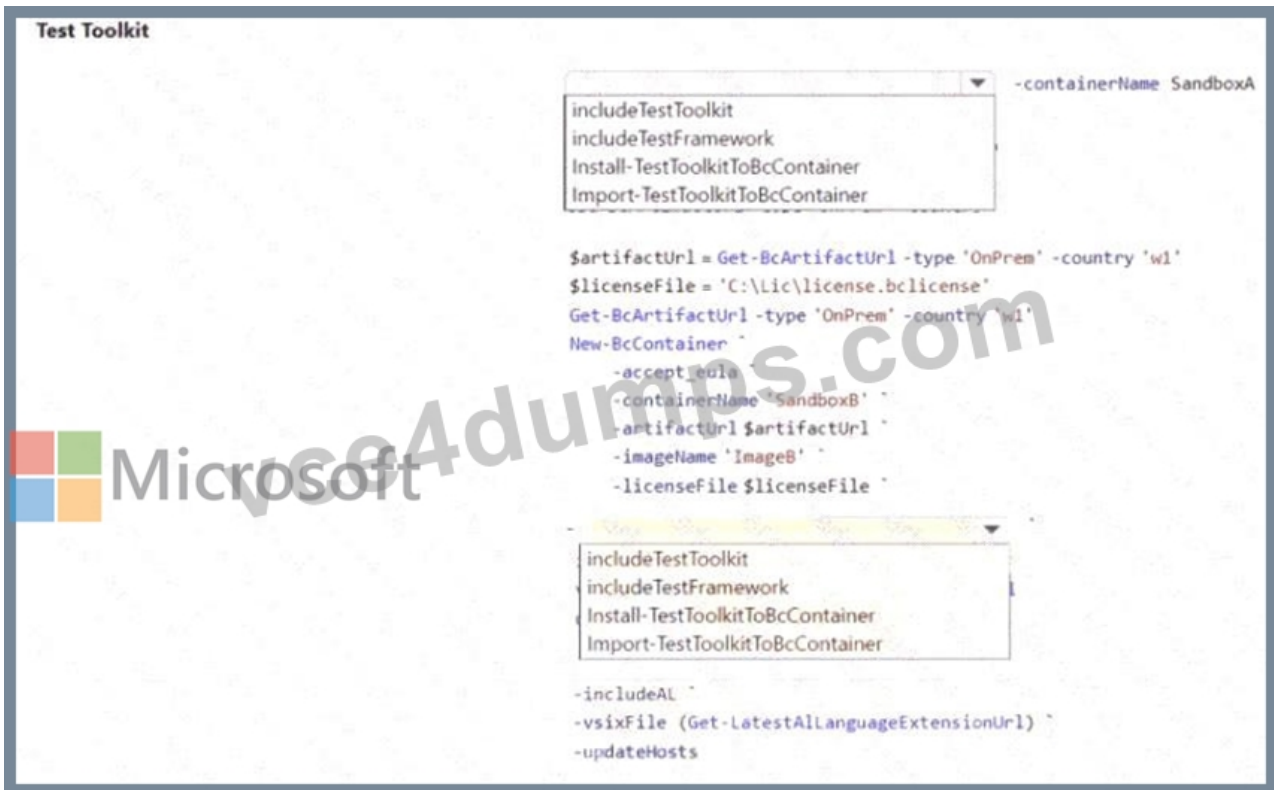
You observe the following:

- \* SandboxA is configured without the Test Toolkit installed.

- \* SandboxB must be configured from scratch. The Test Toolkit must be installed in SandboxB during configuration.

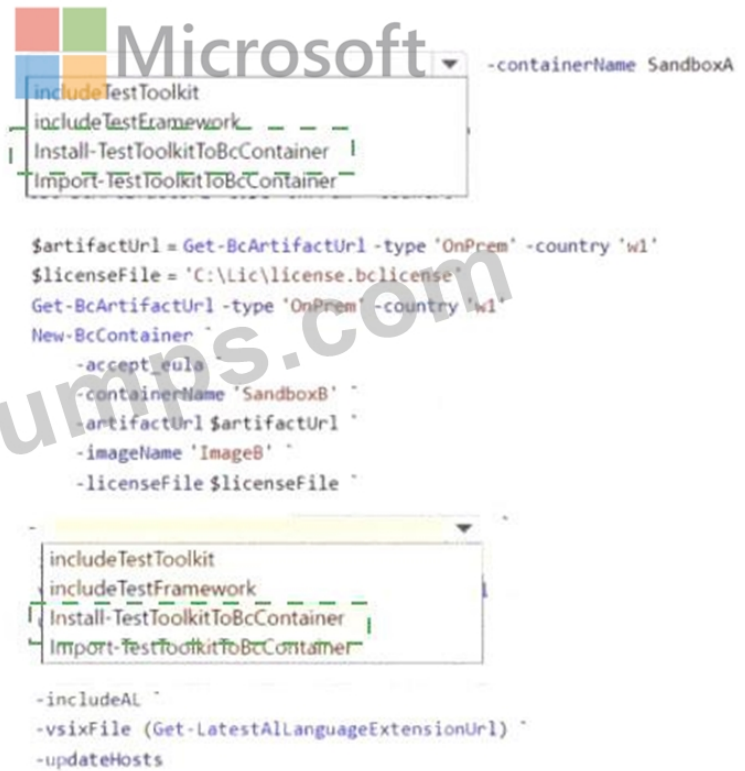
You need to configure the sandbox environments.

How should you complete the cmdlets? To answer, select the appropriate options in the answer area.



Answer:

Explanation:  
Test Toolkit



Explanation:

```
includeTestToolkit
includeTestFramework
Install-TestToolkitToBcContainer
Import-TestToolkitToBcContainer
```

-containerName SandboxA

```
$artifactUrl = Get-BcArtifactUrl -type 'OnPrem' -country 'w1'
$licenseFile = 'C:\Lic\license.bclicense'
Get-BcArtifactUrl -type 'OnPrem' -country 'w1'
New-BcContainer `
  -accept_eula `
  -containerName 'SandboxB' `
  -artifactUrl $artifactUrl `
  -imageName 'ImageB' `
  -licenseFile $licenseFile `
```

```
includeTestToolkit
includeTestFramework
Install-TestToolkitToBcContainer
Import-TestToolkitToBcContainer
```

```
-includeAL `
-vsixFile (Get-LatestAllLanguageExtensionUrl) `
-updateHosts
```

Test Toolkit

```
Microsoft
Microsoft -containerName SandboxA

$artifactUrl = Get-BcArtifactUrl -type 'OnPrem' -country 'w1'
$licenseFile = 'C:\Lic\license.bclicense'
Get-BcArtifactUrl -type 'OnPrem' -country 'w1'
New-BcContainer `
  -accept_eula `
  -containerName 'SandboxB' `
  -artifactUrl $artifactUrl `
  -imageName 'ImageB' `
  -licenseFile $licenseFile `
  -includeAL `
  -vsixFile (Get-LatestAllLanguageExtensionUrl) `
  -updateHosts
```

Based on the PowerShell script snippet you've provided and the scenario described, you need to configure Docker sandbox environments for a company with specific requirements for Test Toolkit installations.

For SandboxA, since it is configured without the Test Toolkit installed, you would typically use the PowerShell cmdlet `Install-TestToolkitToBcContainer` to install the Test Toolkit into the Business Central Docker container.

For SandboxB, which must be configured from scratch with the Test Toolkit installed during configuration, you would include the Test Toolkit as part of the `New-BcContainer` script block that creates the container.

The relevant cmdlets and parameters for SandboxB would include:

- \* `-includeTestToolkit`: This parameter ensures that the Test Toolkit is included during the creation of the new container.

Given the limited context from the image, here's how you should complete the cmdlets for SandboxB:

- \* Add `-includeTestToolkit` in the `New-BcContainer` script to ensure the Test Toolkit is installed when creating SandboxB.

- \* Since you are setting up SandboxB from scratch, you don't need to run `Install-TestToolkitToBcContainer` separately as the toolkit will be included at the time of container creation with the `-includeTestToolkit` parameter.

For the New-BcContainer cmdlet, you would fill in the placeholders with the appropriate values for artifactUrl, imageName, and licenseFile if they are required for your specific setup.

### NEW QUESTION # 102

A company uses Business Central.

The company has sales orders that have a different location in the header than in the customer's card. You plan to add a check on sales order posting.

The check must meet the following requirements.

- \* Sales Order must have the same Location Code as the Location Code set up on the customer's card.
- \* Must not be run in preview mode.
- \* Must be run even if the user is only shipping items and not invoicing.

You create an event subscription for codeunit 80 "Sales-Post" You need to identify which event to subscribe to Which event should you identify?

- A.

```
OnBeforePostInvoice(SalesHeader, CustLedgEntry, SuppressCommit, PreviewMode, GenJnlPostLine, IsHandled, GenJnlLineDocNo, GenJnlLineExtDocNo, GenJnlLineDocType, SrcCode);
```

- B.

```
OnAfterPostSalesDoc(SalesHeader2, GenJnlPostLine, SalesShptHeader."No.", ReturnRcptHeader."No.", SalesInvHeader."No.", SalesCrMemoHeader."No.", SuppressCommit, InvtPickPutaway, CustLedgEntry, WhseShip, WhseReceive, PreviewMode);
```

- C.

```
OnBeforePostSalesLines(SalesHeader, TempSalesLineGlobal, TempVATAmountLine, EverythingInvoiced);
```

- D.

```
OnBeforePostSalesDoc(SalesHeader2, SuppressCommit, PreviewMode, HideProgressWindow, IsHandled);
```

**Answer: D**

Explanation:

- \* This event occurs before posting a sales document.
- \* PreviewMode is available in the parameters, which allows checking whether the process is being run in preview mode.
- \* This event is typically used for sales order posting and can be used for both shipping and invoicing.

This event matches the requirements because:

- \* You can check if PreviewMode is false.
- \* It can run for both shipping and invoicing.

### NEW QUESTION # 103

Case Study 2 - Alpine Ski House

Company Background

Alpine Ski House is a company that owns and operates hotels, restaurants, and stores.

Currently, the company uses the following software and interface:

- Property management software (PMS) to manage hotel rooms
- On-premises accounting software to generate sales invoices and create purchase orders
- An API that allows restaurants and stores to obtain necessary information Restaurants and stores use standalone software for point of sale (POS) devices. Each day, the POS terminals generate a text file of sales data and save the files in a server folder. An account assistant must manually import the files to the current software tables to be processed by the system.

The general manager receives several reports monthly from department managers. The reports take too much time to prepare.

Planned improvements

The company is moving from a different system to Business Central online to manage the whole company.

The company plans to increase efficiency in every department by using APIs to obtain or share information between the different systems.

Each department involved in purchasing must be able to make purchase requests automatically and easily. The departments do not need access to the full ERP management system.

Technical specifications

Alpine Ski House requires the development of several extensions for the planned improvements.

Business Central design patterns must be used to develop all extensions.

Alpine Ski House must develop the following pages:

- Pages that provide multiple configurations in a multistep dialog, like a wizard, to provide required information when the extensions

are first installed

- Department-specific Role Center pages to show relevant information and pages with additional information The IT department plans to use Power BI to analyze departmental information. The database must be configured to provide optimal performance.

Department-specific requirements

Housekeeping department

The housekeeping department requires the following to increase efficiency and help avoid data entry errors:

- A Housekeeping Role Center to minimize navigation to relevant areas in Business Central online and to show relevant information in it
- Pages to embed into a new Room page to show additional information about the Room entity
- A table named Room Incident for the housekeeping team to enter room issue information
- A Housekeeping canvas app that connects to an extension
- The department requires the development of an extension with a new API page named RoomsAPI.
- The housekeeping team will use RoomsAPI to publish room details, update when work is complete, or provide repair notifications from the canvas app.
- This custom API page must expose a custom table named Rooms and have an ID 50000. The table must be able to update from the PMS. The PMS team must know the endpoint to connect to the custom API.
- A developer provides the following details for the API page:

A screenshot of a code editor showing API metadata. The code is as follows:

```
APIPublisher = 'Apine';
APIGroup = 'Integration';
APIVersion = '2.0';
EntityName = 'room';
EntitySetName = 'rooms';
```

- The extension must be published in Business Central online and include a list page named Room List that includes all hotel rooms.
- Installation or updates to this extension must meet the following requirements:
  - o Some web services must be published automatically.
  - o The version of the specified application's metadata must be obtained in AL language, o The code required to perform tasks cannot be accessible from other parts of the application.

The Room Incident table information must include the following fields:

- Incident entry: An incremental number
- Room No.: A room from the Room table
- Incident Date: The work date
  - o The table definition in the Room Incident table must autofill the Incident Date when the housekeeping team inserts a new record, o The value for Incident Date must be the work date configured in the Business Central online client.
- Status: Includes the following options to identify the status of the incident:
  - o Open: When the Room Incident is created
  - o In Progress: When someone starts repair work
  - o Closed: When the incident is solved
- Incident Closing Date: Auto-updating field (when the status passes to Closed, the field will update with the work date)
- Incident Description: Text
- Image: Media data type
  - o The stored picture must be downloadable from a menu action,
  - o A Room Incident page must be developed to contain the download action.

Department-specific requirements

Restaurants and stores

- To increase efficiency, the new system must manage the generated data from the restaurants and stores directly by using the API on the POS terminals.
- The company requires a codeunit called from a job queue to read the information from the POS terminal APIs.
- The POS terminal information must be stored in a table named POS Information, have an ID 50100, and be editable on a page.
- The account manager requires an option on the menu of the page to run the process manually.
- To analyze the information received from the POS terminals, the company requires:
  - A custom API named ticketAPI to export the information to Power BI
  - Use of the Read Scale-Out feature to improve database performance

Department-specific requirements

Purchasing department and non-conformity handling

The purchasing department requires a new entity in Business Central online to log non- conformities of goods received from vendors.

The entity must be set up as follows:

- The non-conformity entity must have two tables:
  - o a header with common information
  - o one or more lines with the detailed received items that are non-conforming
- The entity requires a page named Non-conformity and a subpage named Non-conformity Lines to store the information.

When a purchase order with incorrect quantity or quality issues is received, the entity must create a non-conformity document in the system. The following information must be included in the document:

o Non-conformity Number: must use the No. Series table from Business Central online to manage this field and use these features:

o Alphanumeric values

o Number format that includes "NC" and the year as part of the number; for example, NC24-001

- Non-conformity Date: stores only the creation date

- Vendor No.: stores the number of the vendor that sent the items; only vendors from the company must be included

- Owner: code of an employee defined in the company

- Receipt No.: must meet the following conditions:

o Be an existing receipt No.

o Be received from the vendor indicated in the Vendor No. field

- Comments: can include comments with rich text and pictures to illustrate quality problems

- Status: includes non-conformity statuses, such as:

o Open

o Notified

o Closed

- Lines must contain the following details:

o Item No.: item received (for existing inventory items only)

o Description: item description

o Quantity: non-conforming quantity

- Non-conformity Type:

o Quality

o Quantity

o Delivery date

The serial numbers of the non-conformities and the period in which they can be created must be in a configuration table and its corresponding page to allow them to be modified for the users.

Hotspot Question

You need to select the appropriate page types to solve the reporting requirements.

Which page types should you use? To answer, select the appropriate options in the answer area.

NOTE: Each correct selection is worth one point.

**Page type requirements**

**Requirement**

Display relevant insights in the Housekeeping Role Center.

**Page types**

- CardPart
- HeadLinePart
- Worksheet

Display the additional information for the Room table.

- CardPart
- FactBox
- HeadLinePart

Configure the first installation.

- HeadLinePart
- NavigatePage
- StandardDialog

**Answer:**

Explanation:

**Page type requirements** Microsoft

Requirement	Page types
Display relevant insights in the Housekeeping Role Center.	<ul style="list-style-type: none"> <li>CardPart</li> <li><b>HeadLinePart</b></li> <li>Worksheet</li> </ul>
Display the additional information for the Room table.	<ul style="list-style-type: none"> <li>CardPart</li> <li>FactBox</li> <li>HeadLinePart</li> </ul>
Configure the first installation.	<ul style="list-style-type: none"> <li>HeadLinePart</li> <li><b>NavigatePage</b></li> <li>StandardDialog</li> </ul>

**NEW QUESTION # 104**

Note: This question is part of a series of questions that present the same scenario. Each question in the series contains a unique solution that might meet the stated goals. Some question sets might have more than one correct solution, while others might not have a correct solution.

After you answer a question in this section, you will NOT be able to return to it. As a result these questions will not appear in the review screen.

A company plans to optimize its permission sets.

The company has the following permission sets:

Permission Set A	Permission Set B
Permissions = tabledata Job = RIMD;	Permissions = tabledata Job = IMD;

You need to provide the following implementation for a third permission set:

- \* Create a new Permission Set C that is a composite of Permission Set A and Permission Set B.
- \* Assign Permission Set C to a user.

You need to ensure that the user has only read access to the Job table.

Solution: Set the Excluded Permission Sets property to Permission Set B.

Does the solution meet the goal?

- A. No
- B. Yes

**Answer: A**

**NEW QUESTION # 105**

.....

Hence, if you want to sharpen your skills, and get the Microsoft Dynamics 365 Business Central Developer (MB-820) certification done within the target period, it is important to get the best Microsoft Dynamics 365 Business Central Developer (MB-820) exam questions. You must try MB-820 practice exam that will help you get the Microsoft MB-820 certification. VCE4Dumps hires the top industry experts to draft the Microsoft Dynamics 365 Business Central Developer (MB-820) exam dumps and help the candidates to clear their Microsoft Dynamics 365 Business Central Developer (MB-820) exam easily. VCE4Dumps plays a vital role in their journey to get the MB-820 certification.

**Exam MB-820 Passing Score:** <https://www.vce4dumps.com/MB-820-valid-torrent.html>

- Avail Authoritative MB-820 Reliable Test Tips to Pass MB-820 on the First Attempt  Copy URL ➡ [www.prepawaypdf.com](http://www.prepawaypdf.com)  open and search for ⇒ MB-820 ⇐ to download for free  Exam MB-820 Review
- MB-820 Reliable Braindumps Pdf  MB-820 Actual Dump  MB-820 Test Study Guide  Search for 《 MB-820 》 and download it for free on ⇒ [www.pdfvce.com](http://www.pdfvce.com) ⇐ website  MB-820 New Dumps Files
- Free PDF 2026 MB-820: Microsoft Dynamics 365 Business Central Developer Unparalleled Reliable Test Tips  Download 【 MB-820 】 for free by simply searching on  [www.prep4away.com](http://www.prep4away.com)  MB-820 Test Engine
- Exam Discount MB-820 Voucher  MB-820 Latest Exam Papers  MB-820 Prepaway Dumps  Open  [www.pdfvce.com](http://www.pdfvce.com)  and search for 「 MB-820 」 to download exam materials for free  MB-820 Reliable Exam Tips
- Microsoft MB-820 Real Exam Questions in Three Formats  Search for ⇒ MB-820 ⇐ and download exam materials for free through 「 [www.practicevce.com](http://www.practicevce.com) 」  MB-820 New Dumps Files
- Free PDF Quiz 2026 Microsoft - MB-820 Reliable Test Tips  Search for  MB-820  and download it for free on  [www.pdfvce.com](http://www.pdfvce.com)  website  MB-820 Test Engine
- Latest updated MB-820 Reliable Test Tips - The Best Assstant to help you pass MB-820: Microsoft Dynamics 365 Business Central Developer  Easily obtain ( MB-820 ) for free download through ( [www.pdfdumps.com](http://www.pdfdumps.com) )   MB-820 Reliable Braindumps Pdf
- MB-820 Vce Free  MB-820 Reliable Exam Tips  Downloadable MB-820 PDF ♥ Download ➡ MB-820  for free by simply searching on ➡ [www.pdfvce.com](http://www.pdfvce.com)   New MB-820 Exam Simulator
- Free PDF 2026 MB-820: Microsoft Dynamics 365 Business Central Developer Unparalleled Reliable Test Tips  Immediately open ▷ [www.exam4labs.com](http://www.exam4labs.com) ◁ and search for  MB-820  to obtain a free download  MB-820 Actual Dump
- Free PDF Quiz 2026 Microsoft - MB-820 Reliable Test Tips  Enter ➤ [www.pdfvce.com](http://www.pdfvce.com)  and search for ( MB-820 ) to download for free  MB-820 Vce Free
- Avail Authoritative MB-820 Reliable Test Tips to Pass MB-820 on the First Attempt  Search for  MB-820  and download it for free on { [www.vce4dumps.com](http://www.vce4dumps.com) } website  MB-820 Reliable Exam Tips
- [nanniedusg381748.blogunteer.com](http://nanniedusg381748.blogunteer.com), [poppiejuli325096.blog-ezine.com](http://poppiejuli325096.blog-ezine.com), [tayaggl416325.blogpayz.com](http://tayaggl416325.blogpayz.com), [bookmarkleader.com](http://bookmarkleader.com), [sahiljdnm208100.prublogger.com](http://sahiljdnm208100.prublogger.com), [lancebgkk361811.onzeblog.com](http://lancebgkk361811.onzeblog.com), [diegowxrq531456.blog4youth.com](http://diegowxrq531456.blog4youth.com), [ehoroskop.net](http://ehoroskop.net), [arontazb985773.tdlwiki.com](http://arontazb985773.tdlwiki.com), [www.stes.tyc.edu.tw](http://www.stes.tyc.edu.tw), Disposable vapes

P.S. Free & New MB-820 dumps are available on Google Drive shared by VCE4Dumps: [https://drive.google.com/open?id=1aRugTZqZWADl0F3DnOXE3VcrTslMU\\_bK](https://drive.google.com/open?id=1aRugTZqZWADl0F3DnOXE3VcrTslMU_bK)