

All we want you to know is that people are at the heart of our manufacturing philosophy; for that reason, we place our priority

Access is provided for the training material for Accredited DA 201 certification only. Search is ended on your last visit to

Materials & Analytics-DA-201 Learning materials

How do you arrange the day? Many people may have different ways and focus of study in the different time intervals, but we will find that in real life, can take quite a long time to learn Analytics-DA-201 learning questions to be extremely difficult. You may be taken up with all kind of affairs, so you have little time for studying on our Analytics-DA-201 Exam Braindumps. But we can claim that our Analytics-DA-201 practice engine is high-effective, as long as you study for 20 to 30 hours, you will be able to pass the exam.

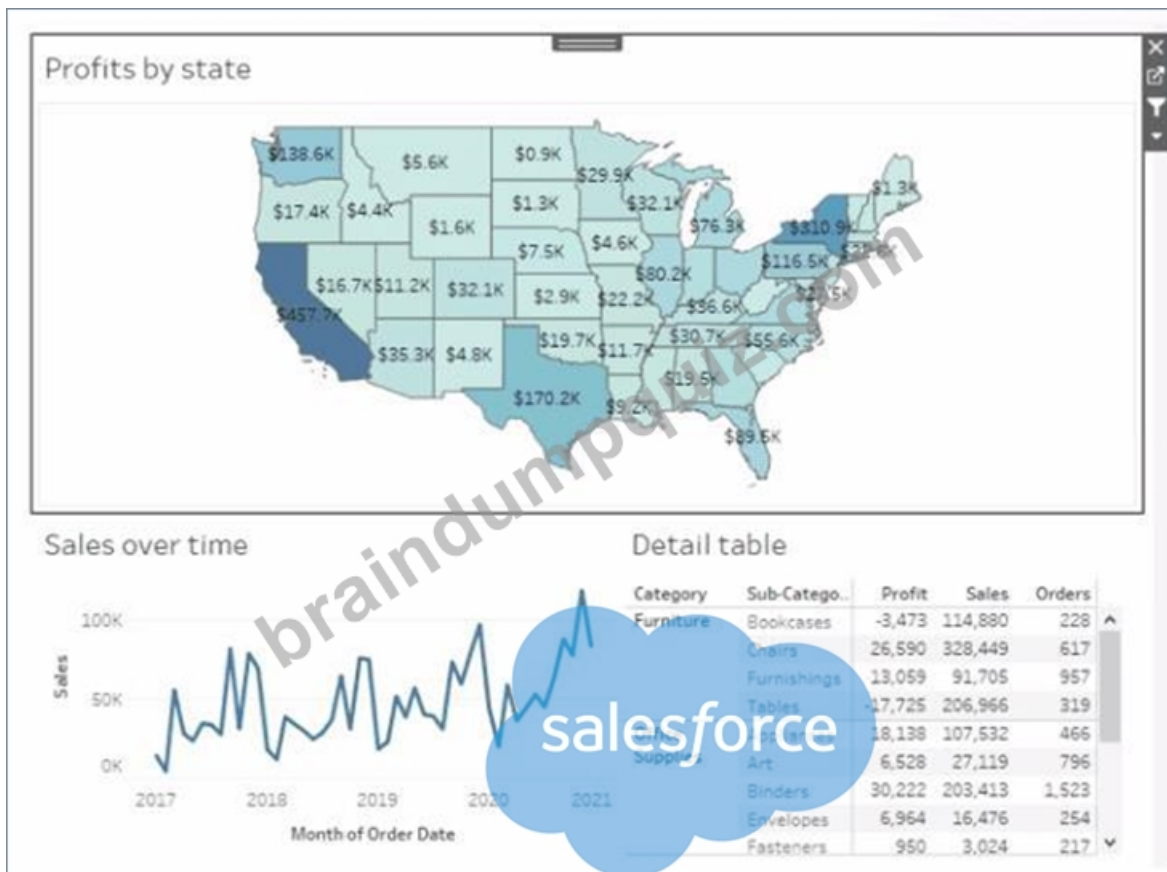
Salesforce Analytics-DA-201 Exam Syllabus Topics:

Topic	Details
Topic 1	<ul style="list-style-type: none">ABAP SQL and Code Pushdown: This section of the exam measures the competencies of the SAP ABAP Cloud Developer related to performance optimization through ABAP SQL and code pushdown techniques. It ensures that the developer understands how to shift logic to the database layer using efficient SQL scripting to enhance performance in data-intensive applications.
Topic 2	<ul style="list-style-type: none">ABAP Core Data Services and Data Modeling: This section of the exam measures the skills of the SAP ABAP Cloud Developer and covers the fundamental understanding of core data services (CDS) and how to design data models in the SAP ABAP environment. Candidates are expected to know how to define, consume, and optimize CDS views effectively to support application development in the cloud.
Topic 3	<ul style="list-style-type: none">SAP Clean Core Extensibility and ABAP Cloud: This part of the exam targets the SAP S4HANA Technical Consultant and covers concepts of clean core extensibility using ABAP in the cloud. The focus is on in-app and side-by-side extensibility techniques, ensuring that custom code complies with cloud-readiness principles and does not compromise the upgrade stability of core systems.
Topic 4	<ul style="list-style-type: none">ABAP RESTful Application Programming Model: This section of the exam evaluates the capabilities of the SAP S4HANA Technical Consultant in using the ABAP RESTful Application Programming Model (RAP). It focuses on understanding the structure and components of RAP, including behavior definitions, service bindings, and metadata extension. The goal is to validate the ability to develop modern and scalable applications using RAP.
Topic 5	<ul style="list-style-type: none">Core ABAP Programming: This part of the exam assesses the foundational programming skills of the SAP S4HANA Technical Consultant. It includes knowledge of syntax, control structures, modularization, and internal tables in ABAP. The section aims to validate the candidate's proficiency in writing clean, efficient ABAP code using best practices.

Salesforce Certified Tableau Data Analyst Sample Questions (Q161-Q166):

NEW QUESTION # 161

You have the following dashboard.



From the context menu of Sales over time, select Ignore Actions.

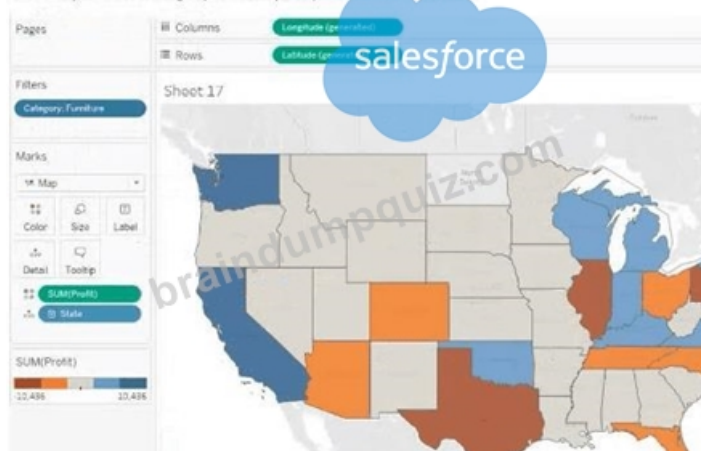
Several Lays later, you decide that you want to filter both Sales over time and Detail table by selecting a data point on the map. What should you do?

- A. From the context menu of Profits by state, deselect Use as Filter and then select Use as Filter.
- B. From the context menu of Sales over time, select Use as Filter and then deselect Use as Filter
- C. From the context menu of Detail table, select Ignore Actions.
- D. From the context menu of Sales over time, select Filters and then select Enable Auto Update.

Answer: A

NEW QUESTION # 162

A Data Analyst has the following map that shows profits per state in the United States:



How are the colors configured for the map?

- A. A diverging color palette that has six stepped colors
- B. A diverging color palette that has five stepped colors
- C. A sequential color gradient
- D. A single color gradient

Answer: B

NEW QUESTION # 163

You create the following story that contains two story point.



You want to change the story point format to show the current story point number out of the total number of story points. Which Layout option should you use?

- **A. Numbers**
- B. Dots
- C. Arrows only
- D. Caption boxes

Answer: A

Explanation:

To change the story point format to show the current story point number out of the total number of story points, you should use the Numbers option in the Layout tab. This option will display the story points as numbers in a horizontal or vertical sequence, such as 1/2, 2/2. You can also choose to show or hide the next and previous arrows for navigation. The Numbers option will help you indicate the progress and order of your story points more clearly than the other options. References:

* Creating a Story - Tableau

* New in 9.0: Formatting the Story Points Navigator - Tableau

* Tableau Certified Data Analyst Study Guide

NEW QUESTION # 164

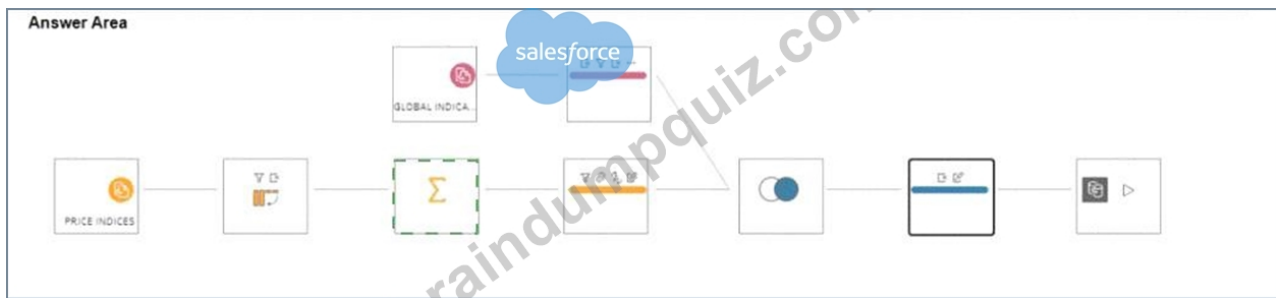
You have a Tableau Prep flow that joins a dataset named Global Indicators to a dataset named Price Indices. In which step can you transform rows of monthly data into rows of yearly data?"

Answer Area




Answer:

Explanation:



NEW QUESTION # 165

You have the following box plot that shows the distribution of average profits made in every state by region.



Which region has the smallest distribution of profits?

- A. South
- B. West
- C. East
- D. Central

Answer: A

Explanation:

The box plot visualization displays the distribution of average profits by region. The distribution of profits is represented by the range of the box (interquartile range) and the whiskers (which often represent the total range excluding outliers). From the image provided, the South region has the smallest visible range within its box and the shortest whiskers, indicating the smallest distribution of average profits among the choices provided.

• • • • •

New Analytics-DA-201 Exam Pass4sure: <https://www.braindumpquiz.com/Analytics-DA-201-exam-material.html>

- What's more, part of that BrandumpQuiz Analytics-DA-201 dumps now are free: <https://drive.google.com/open?id=1kvlDhFWo4imY5ITsS3OkYgJVxnXkcxU->