

Updated NSK300 Dumps | Vce NSK300 Format



Pass Netskope NSK300 With PracticeMaterial
Exam Dumps - Updated on Oct-2024 [Q17-Q32]

P.S. Free 2026 Netskope NSK300 dumps are available on Google Drive shared by PDFBraindumps:
https://drive.google.com/open?id=1KRfVLWVfsa5ojyB8-h_NIoEM8WTbkYbz

As the famous saying goes, time is life. Time is so important to everyone because we have to use our limited time to do many things. Especially for candidates to take the NSK300 exam, time is very precious. They must grasp every minute and every second to prepare for it. From the point of view of all the candidates, our NSK300 Study Materials give full consideration to this problem. We can send you a link within 5 to 10 minutes after your payment.

Now passing Netskope certification NSK300 exam is not easy, so choosing a good training tool is a guarantee of success. PDFBraindumps will be the first time to provide you with exam information and exam practice questions and answers to let you be fully prepared to ensure 100% to pass Netskope Certification NSK300 Exam. PDFBraindumps can not only allow you for the first time to participate in the Netskope certification NSK300 exam to pass it successfully, but also help you save a lot of valuable time.

>> Updated NSK300 Dumps <<

Updated NSK300 Dumps 100% Pass | Professional NSK300: Netskope Certified Cloud Security Architect 100% Pass

You always need actual and updated NSK300 exam questions to prepare the test successfully in less time. If you don't study with real Netskope Certified Cloud Security Architect (NSK300) questions, you will ultimately fail and waste your money and time. To save yourself from this loss, you just need to prepare with updated Netskope Certified Cloud Security Architect (NSK300) exam questions of PDFBraindumps.

Netskope Certified Cloud Security Architect Sample Questions (Q38-Q43):

NEW QUESTION # 38

Review the exhibit.

Exhibit

New Malware Remediation Profile

REMIEDIATION PROFILE NAME*

Crowdstrike

CONNECT TO EDR SERVER:

crowdstrike-demo

TAKE ACTIONS:

Isolate Alert Add to watchlist/blocklist

CANCEL

You are asked to integrate Netskope with Crowdstrike EDR. You added the Remediation profile shown in the exhibit. Which action will this remediation profile take?

- A. The malware hash will be added as an IOC in Netskope.
- **B. The endpoint will be isolated.**
- C. The malware hash will be added as an IOC in Crowdstrike.
- D. The malware will be quarantined.

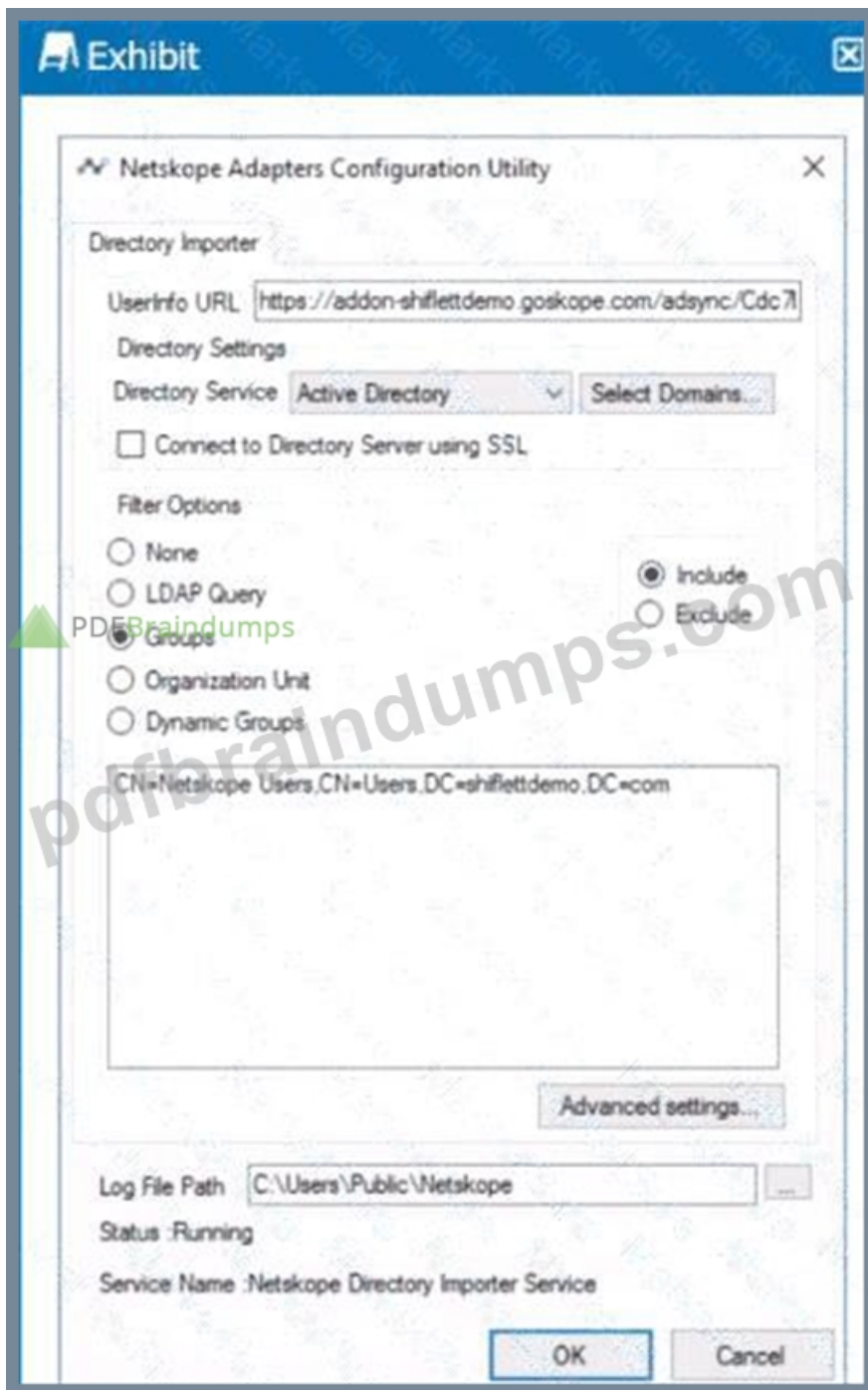
Answer: B

Explanation:

The remediation profile shown in the exhibit will take the action of isolating the endpoint. This is indicated by the "Isolate" option being checked under "TAKE ACTIONS" in the configuration settings. When this option is selected, the remediation profile is configured to isolate the endpoint upon detection of a threat, which is a common response to contain a potential security breach and prevent further spread of malware within the network.

NEW QUESTION # 39

Review the exhibit.



You installed Directory Importer and configured it to import specific groups of users into your Netskope tenant as shown in the exhibit. One hour after a new user has been added to the domain, the user still has not been provisioned to Netskope. What are three potential reasons for this failure? (Choose three.)

- A. Active Directory integration is not enabled on your tenant.
- B. The default collection interval is 180 minutes, therefore a sync may not have run yet.
- C. The user is not a member of the group specified as a filter
- D. Directory Importer does not support ongoing user syncs; you must manually provision the user.
- E. The server that the Directory Importer is installed on is unable to reach Netskope's add-on endpoint.

Answer: A,C,E

NEW QUESTION # 40

You want to enable the Netskope Client to automatically determine whether it is on-premises or off-premises. Which two options in the Netskope UI would you use to accomplish this task? (Choose two.)

- A. the On Premises Detection option under the Client Configuration section of the UI
- B. the Enable Dynamic Steering option in the Steering Configuration section of the UI
- C. the All Traffic option in the Steering Configuration section of the UI
- D. the New Exception option in the Traffic Steering options of the UI

Answer: A,B

Explanation:

To enable the Netskope Client to automatically determine whether it is on-premises or off-premises, you can use the following options in the Netskope UI:

Enable Dynamic Steering:

This option is available in the Steering Configuration section of the UI.

By enabling dynamic steering, the Netskope Client can intelligently determine the appropriate data plane (on-premises or cloud) based on the user's location and network conditions.

It ensures that traffic is directed to the optimal data plane for improved performance and security.

Reference:

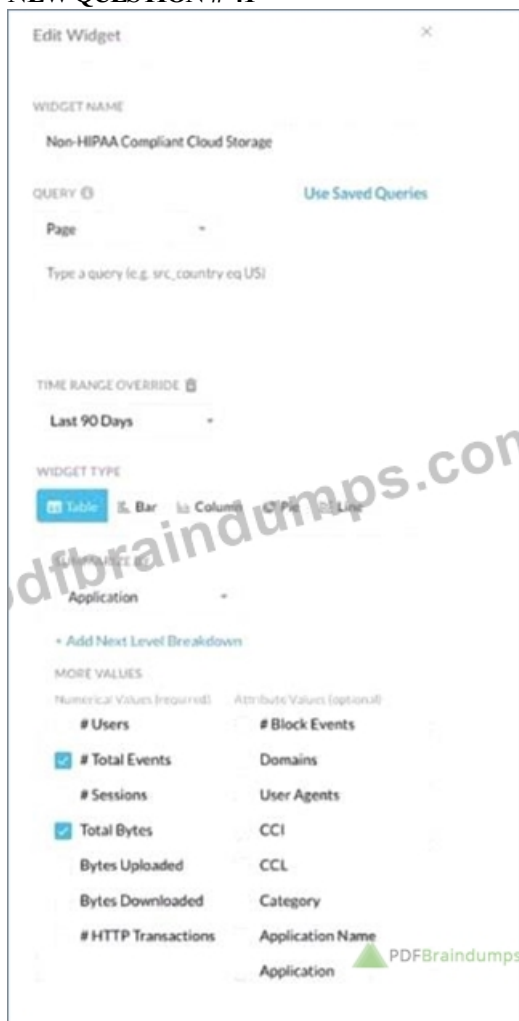
On Premises Detection:

This option is available under the Client Configuration section of the UI.

By configuring on-premises detection, the Netskope Client can identify whether it is connected to the local network (on-premises) or accessing resources from outside (off-premises).

It helps in applying relevant policies and steering traffic accordingly.

NEW QUESTION # 41



Review the exhibit.

You work for a medical insurance provider. You have Netskope Next Gen Secure Web Gateway deployed to all managed user devices with limited block policies. Your manager asks that you begin blocking Cloud Storage applications that are not HIPAA compliant. Prior to implementing this policy, you want to verify that no business or departmental applications would be blocked by this policy.

Referring to the exhibit, which query would you use in the Edit Widget window to narrow down the results?

- A. SELECT application WHERE 'HIPAA' NOT IN app-cci-compliance AND WHERE 'Cloud Storage' IN category
- B. app-cci-compliance-cert neq 'HIPAA' and category eq 'Cloud Storage'
- C. Cloud Confidence Compliance neq HIPAA and Cloud Confidence Category is Cloud Storage
- D. app-compliance does not contain HIPAA and category must equal Cloud Storage

Answer: B

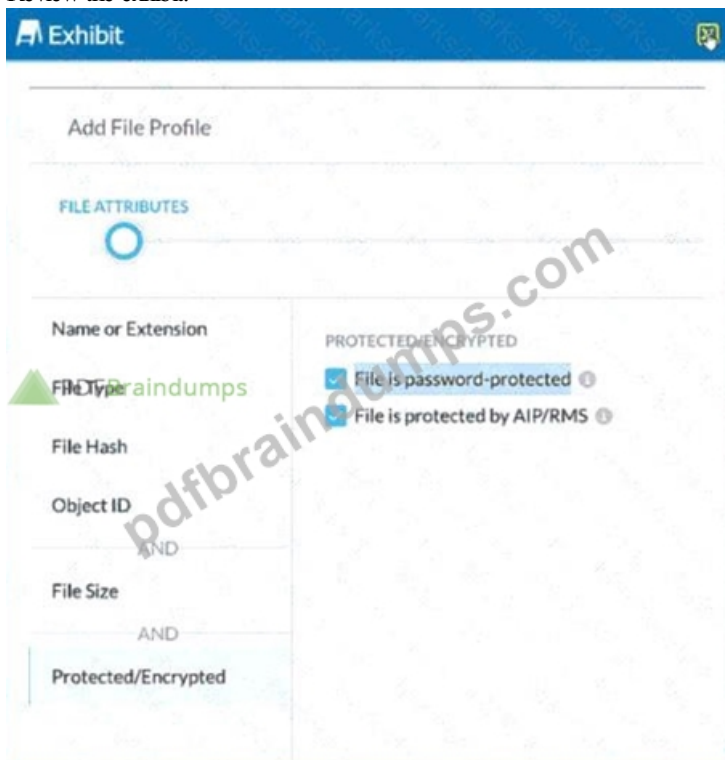
Explanation:

The correct query to use in the Edit Widget window to narrow down the results is option A: "app-cci-compliance-cert neq 'HIPAA' and category eq 'Cloud Storage'". This query filters out applications that are not HIPAA compliant and belong to the Cloud Storage category, ensuring that only non-HIPAA compliant cloud storage applications are displayed in the results. This helps in identifying and blocking such applications as per the manager's request without affecting business or departmental applications. It aligns with Netskope's capabilities to enforce controls and restrictions on high-risk cloud services to help address HIPAA and HITECH compliance, as well as to audit suspected violations with a full cloud and web activity trail.

The reference for constructing such queries can be found in Netskope's official documentation, which provides detailed information on filtering application data to manage compliance findings and view security posture compliance². Additionally, Netskope's resources on HIPAA Cloud Compliance and Risk Insights can be used to understand the compliance and data center certifications related to HIPAA.

NEW QUESTION # 42

Review the exhibit.



You are attempting to block uploads of password-protected files. You have created the file profile shown in the exhibit. Where should you add this profile to use in a Real-time Protection policy?

- A. Add the profile to a DLP profile that is used in a Real-time Protection policy.
- B. Add the profile to a Malware Detection profile that is used in a Real-time Protection policy.
- C. Add the profile directly to a Real-time Protection policy as a Constraint.
- D. Add the profile to a Constraint profile that is used in a Real-time Protection policy.

Answer: A

Explanation:

In Netskope Cloud Security, to block uploads of password-protected files, you should add the file profile to a DLP (Data Loss Prevention) profile that is used in a Real-time Protection policy. The DLP profiles in Netskope are designed to detect and protect sensitive data in real-time and at rest across the cloud environment. This approach ensures that any file matching the criteria set in the

- Enter ☀ www.pdfvce.com ☀ and search for ► NSK300 ◀ to download for free ☐ NSK300 Dumps PDF
- NSK300 Test Vce Free ☐ New NSK300 Braindumps Pdf ☐ Reliable NSK300 Exam Dumps ☐ Enter “ www.easy4engine.com ” and search for “ NSK300 ” to download for free ☐ NSK300 Test Certification Cost
 - heathlkjil71616.ourcodeblog.com, joycellyz087504.azzablog.com, aoifedlsd608042.yourkwikimage.com, katrinaefna953423.myparisblog.com, shaunahxmp979456.bloggerswise.com, echobookmarks.com, haleemaqgcw500265.blog2freedom.com, livebackpage.com, viktorfranklcentreni.com, shaunalgo819556.wikifordummies.com, Disposable vapes

BTW, DOWNLOAD part of PDFBraindumps NSK300 dumps from Cloud Storage: https://drive.google.com/open?id=1KRfVLWVfsa5ojyB8-h_NIoEM8WTbkYbz