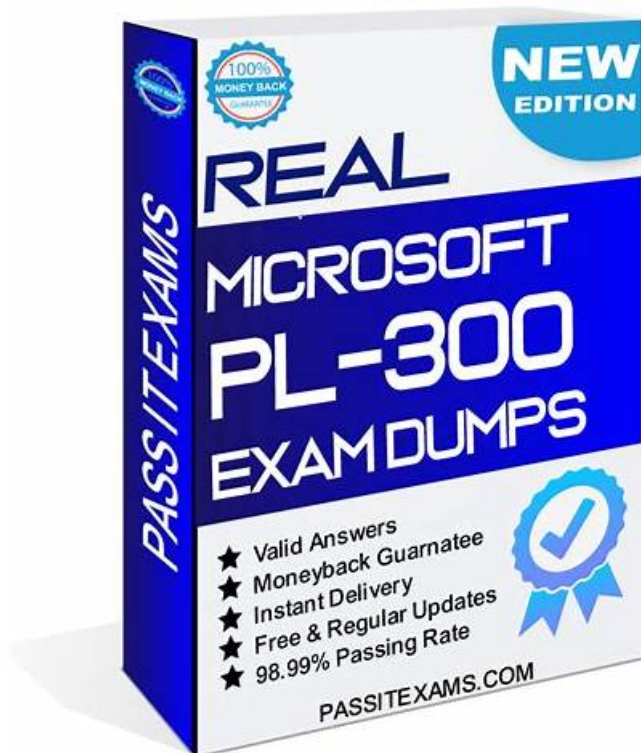


Reliable PL-300 Exam Dumps, PL-300 Dump File



BONUS!!! Download part of Actual4dump PL-300 dumps for free: https://drive.google.com/open?id=1zxhAoZlniturB0dG59_vr4tqqJfcY73x

So you do not need to worry about the PL-300 exam preparation just download Actual4dump PL-300 latest dumps and start preparing today. The Actual4dump is committed to ace the PL-300 exam preparation and success journey successfully in a short time period. To achieve this objective the Actual4dump is offering Microsoft PL-300 Practice Test questions with high-in-demand features.

Up to now, more than 98 percent of buyers of our PL-300 practice braindumps have passed it successfully. And our PL-300 training materials can be classified into three versions: the PDF, the software and the app version. Though the content is the same, but the displays are different due to the different study habits of our customers. So we give emphasis on your goals, and higher quality of our PL-300 Actual Exam.

>> **Reliable PL-300 Exam Dumps** <<

PL-300 Dump File - New PL-300 Real Exam

Far more effective than online courses free or other available exam materials from the other websites, our PL-300 exam questions are the best choice for your time and money. As the content of our PL-300 study materials has been prepared by the most professional and specialized experts. I can say that no one can know the PL-300 learning quiz better than them and they can teach you how to deal with all of the exam questions and answers skillfully.

Microsoft Power BI Data Analyst Sample Questions (Q193-Q198):

NEW QUESTION # 193

You plan to use Power BI Desktop optimized for Power BI Report Server to create a report. The report will be published to Power BI Report Server.

You need to ensure that all the visualization in the report can be consumed by users.

Which two types of visualizations should you exclude from the report? Each correct answer presents part of the solution.

NOTE: Each correct selection is worth one point.

- A. Funnel charts
- B. Custom visuals
- C. Breadcrumbs
- D. Bubble maps
- E. R visuals

Answer: C,E

NEW QUESTION # 194

You are building a financial report by using Power BI.

You have a table named financials that contains a column named Date and a column named Sales.

You need to create a measure that calculates the relative change in sales as compared to the previous quarter.

How should you complete the measure? To answer, select the appropriate options in the answer area.

NOTE: Each correct selection is worth one point.

Answer:

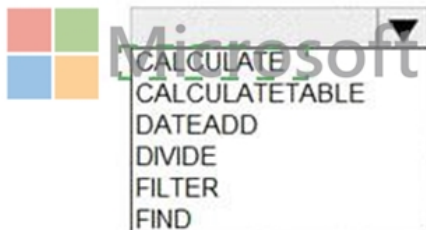
Explanation:

Answer Area

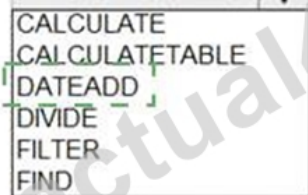
Sales QoQ% =

IF (

```
ISFILTERED('financials' [Date]),
ERROR("Uh oh."),
VAR PREV_QUARTER =
```

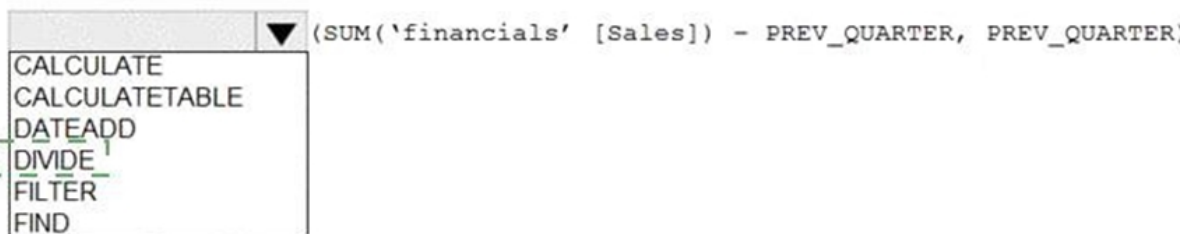


```
SUM('financials' [Sales]),
('financials' [Date].[Date], -1, QUARTER)
```



)

RETURN



)

Explanation:

Graphical user interface, text, application Description automatically generated

```

IF (
    ISFILTERED('financials'[Date]),
    ERROR("Uh oh."),
    VAR PREV_QUARTER =
        CALCULATE
        CALCULATETABLE
        DATEADD
        DIVIDE
        FILTER
        FIND
        SUM('financials'[Sales]),
        ('financials'[Date].[Date], -1, QUARTER)
    )
RETURN
    (SUM('financials'[Sales]) - PREV_QUARTER, PREV_QUARTER)
)

```

Box 1: CALCULATE

Box 2: DATEADD

Box 3: DIVIDE

Example:

NET_SALES QoQ% =

IF(

ISFILTERED('Calendar'[Date]),

ERROR("Time intelligence quick measures can only be grouped or filtered by the Power BI-provided date hierarchy or primary date column."), VAR __PREV_QUARTER = CALCULATE(SUM('research ra_qtr_template'[NET_SALES]),

DATEADD('Calendar'[Date].[Date], -1, QUARTER)) RETURN DIVIDE(SUM('research ra_qtr_template'[NET_SALES]) -

__PREV_QUARTER,

__PREV_QUARTER

)

)

Reference:

<https://community.powerbi.com/t5/Desktop/Error-calculating-QOQ-using-quick-measure/m-p/547054>

NEW QUESTION # 195

You are creating a quick measure as shown in the following exhibit.

Quick measures

Calculation

Rolling average

Calculate the average of base value over a certain number of periods before and/or after each date.
[Learn more](#)

Base value

Add data fields here

Date

Add data fields here

Period

Days

Periods before

1

Periods after

0

Fields

Search

- Customer
- Product
- Sales
 - Date
 - Gross Margin
 - Month
 - MonthNumberOfYear
 - Quarter
 - Sales_SRC
 - Time Intelligence
 - Total Cost
 - Total Order Qty
 - Total Sales
 - Total Sales rolling average
 - Unit Price
 - Year

You need to create a monthly rolling average measure for Sales over time-How should you configure the quick measure calculation?
To answer, select the appropriate options in the answer area.
NOTE: Each correct selection is worth one point.

Base value: Month Total Cost Total Order Qty Total Sales Year

Date: Date Month Total Sales Year

Period: Days Months Quarters Years

Answer:

Explanation:

Answer Area



Microsoft

Base Value:

Date:

Period:

Reference:

<https://docs.microsoft.com/en-us/power-bi/transform-model/desktop-quick-measures>

NEW QUESTION # 196

Case Study 3 - Northwind Traders

Overview. General Overview

Northwind Traders is a specialty food import company.

The company recently implemented Power BI to better understand its top customers, products, and suppliers.

Overview. Business Issues

The sales department relies on the IT department to generate reports in Microsoft SQL Server Reporting Services (SSRS). The IT department takes too long to generate the reports and often misunderstands the report requirements.

Existing Environment. Data Sources

Northwind Traders uses the data sources shown in the following table.

Name	Type	Data size
Source1	Azure SQL database	2 GB
Source2	Microsoft Excel spreadsheet	5 MB

Source2 is exported daily from a third-party system and stored in Microsoft SharePoint Online.

Existing Environment. Customer Worksheet

Source2 contains a single worksheet named Customer Details. The first 11 rows of the worksheet are shown in the following table.

CustomerID	CustomerCRMID	CompanyName	Address	City	Region	PostalCode	Country	Phone
1	ALFKI	Alfreds Futterkiste	Obere Str. 57	Berlin	DE	12209	Germany	030-0074321
2	ANATR	Ana Trujillo Emparedados y helados	Avda. de la Constitución 2222	México D.F.	MX	5021	Mexico	(5) 555-4729
3	ANTON	Antonio Moreno Taquería	Mataderos 2312	México D.F.	MX	5023	Mexico	(5) 555-3932
4	AROUT	Around the Horn	120 Hanover Sq	London	UK	WA1 1DP	UK	(171) 555-7788
5	BERGS	Berglunds snabbköp	Berguvsvägen 8	Luleå	SWE	S-958 22	Sweden	0921-12 34 65
6	BLAUS	Blauer See Delikatessen	Forsterstr. 67	Mannheim	DE	68306	Germany	0621-08460
7	BLOMP	Blondies père et fils	24, place Kléber	Strasbourg	FRA	67000	France	88.60.15.31
8	BOLID	Bólido Comidas preparadas	C/ Araquil, 67	Madrid	SPN	28023	Spain	(91) 555 22 82
9	BONAP	Bon app'	12, rue des Bouchers	Marseille	FRA	13008	France	91.24.45.40
10	BOTTM	Bottom-Dollar Markets	23 Tsawassen Blvd.	Tsawassen	BC	T2F 8M4	Canada	(604) 555-4729

All the fields in Source2 are mandatory.

The Address column in Customer Details is the billing address, which can differ from the shipping address.

Existing Environment. Azure SQL Database

Source1 contains the following table:

- Orders
- Products
- Suppliers
- Categories
- Order Details
- Sales Employees

The Orders table contains the following columns.

Name	Is nullable	Data type	Example value	Key
OrderID	No	Int	10248	Primary key
CustomerID	Yes	NCHAR	VINET	Not applicable
OrderDate	Yes	Date	2021-01-04	Not applicable
RequiredDate	Yes	Date	2021-02-01	Not applicable
ShippedDate	Yes	Date	2021-01-16	Not applicable
Freight	Yes	Decimal	32.38	Not applicable
ShipName	Yes	NVARCHAR	Vins et alcools Chevalier	Not applicable
ShipAddress	Yes	NVARCHAR	59 rue de l'Abbaye	Not applicable
ShipCity	Yes	NVARCHAR	Reims	Not applicable
ShipRegion	Yes	NVARCHAR	FRA	Not applicable
ShipPostalCode	Yes	NVARCHAR	511000	Not applicable
ShipCountry	Yes	NVARCHAR	France	Not applicable

The Order Details table contains the following columns.

Name	Is nullable	Data type	Example value	Key
ProductID	No	Int	11	Primary key
ProductName	No	NVARCHAR	Queso Cabrales	Not applicable
SupplierID	Yes	Int	5	Foreign key to Suppliers
CategoryID	Yes	Int	4	Foreign key to Categories
QuantityPerUnit	Yes	NVARCHAR	1 kg pkg.	Not applicable
Discontinued	No	Bit	0	Not applicable

The address in the Orders table is the shipping address, which can differ from the billing address.

The Products table contains the following columns.

Name	Is nullable	Data type	Example value	Key
ProductID	No	Int	11	Primary key
ProductName	No	NVARCHAR	Queso Cabrales	Not applicable
SupplierID	Yes	Int	5	Foreign key to Suppliers
CategoryID	Yes	Int	4	Foreign key to Categories
QuantityPerUnit	Yes	NVARCHAR	1 kg pkg.	Not applicable
Discontinued	No	Bit	0	Not applicable

The Categories table contains the following columns.

Name	Is nullable	Data type	Example value	Key
CategoryID	No	int	4	Primary key
CategoryName	No	nvarchar	Dairy Products	Not applicable
Description	Yes	nvarchar	Cheeses	Not applicable

The Suppliers table contains the following columns.

Name	Is nullable	Data type	Example value	Key
SupplierID	No	Int	5	Primary key
CompanyName	No	NVARCHAR	Cooperativa de Quesos 'Las Cabras'	Not applicable
Address	Yes	NVARCHAR	Calle del Rosal 4	Not applicable
City	Yes	NVARCHAR	Oviedo	Not applicable
Region	Yes	NVARCHAR	Asturias	Not applicable
PostalCode	Yes	NVARCHAR	33007	Not applicable
Country	Yes	NVARCHAR	Spain	Not applicable
Phone	Yes	NVARCHAR	(98) 598 76 54	Not applicable

The Sales Employees table contains the following columns.

Name	Is nullable	Data type	Example value	Key
EmployeeID	No	Int	1	Primary key
LastName	No	NVARCHAR	Davolio	Not applicable
FirstName	No	NVARCHAR	Nancy	Not applicable
Title	Yes	NVARCHAR	Sales Representative	Not applicable
HireDate	Yes	Date	2015-02-01	Not applicable
Region	Yes	NVARCHAR	WA	Not applicable
Country	Yes	NVARCHAR	USA	Not applicable
EmailAddress	No	NVARCHAR	ndavolio@northwindtraders.com	Not applicable

Each employee in the Sales Employees table is assigned to one sales region. Multiple employees can be assigned to each region.

Requirements. Report Requirements

Northwind Traders requires the following reports:

Top Products

Top Customers

On-Time Shipping

The Top Customers report will show the top 20 customers based on the highest sales amounts in a selected order month or quarter, product category, and sales region.

The Top Products report will show the top 20 products based on the highest sales amounts sold in a selected order month or quarter, sales region, and product category. The report must also show which suppliers provide the top products.

The On-Time Shipping report will show the following metrics for a selected shipping month or quarter:

The percentage of orders that were shipped late by country and shipping region Customers that had multiple late shipments during the last quarter Northwind Traders defines late orders as those shipped after the required shipping date.

The warehouse shipping department must be notified if the percentage of late orders within the current month exceeds 5%.

The reports must show historical data for the current calendar year and the last three calendar years.

Requirements. Technical Requirements

Northwind Traders identifies the following technical requirements:

A single dataset must support all three reports.

The reports must be stored in a single Power BI workspace.

Report data must be current as of 7 AM Pacific Time each day.

The reports must provide fast response times when users interact with a visualization.

The data model must minimize the size of the dataset as much as possible, while meeting the report requirements and the technical requirements.

Requirements. Security Requirements

Access to the reports must be granted to Azure Active Directory (Azure AD) security groups only.

An Azure AD security group exists for each department.

The sales department must be able to perform the following tasks in Power BI:

Create, edit, and delete content in the reports.

Manage permissions for workspaces, datasets, and report.

Publish, unpublish, update, and change the permissions for an app.

Assign Azure AD groups role-based access to the reports workspace.

Users in the sales department must be able to access only the data of the sales region to which they are assigned in the Sales Employees table.

Power BI has the following row-level security (RLS) Table filter DAX expression for the Sales Employees table.

[EmailAddress] = USERNAME()

RLS will be applied only to the sales department users. Users in all other departments must be able to view all the data.

Hotspot Question

You need to design the data model and the relationships for the Customer Details worksheet and the Orders table by using Power BI. The solution must meet the report requirements.

For each of the following statement, select Yes if the statement is true, Otherwise, select No.

NOTE: Each correct selection is worth one point.

Answer Area		Microsoft	
Statements	Yes	No	
A relationship must be created between the CustomerID column in the Customer Details worksheet and the CustomerID column in the Orders table.	<input type="radio"/>	<input type="radio"/>	
The Data Type of the columns in the relationship between the Customer Details worksheet and the Orders table must be set to Text .	<input type="radio"/>	<input type="radio"/>	
The Region field used to filter the Top Customers report must come from the Orders table.	<input type="radio"/>	<input type="radio"/>	

Answer:

Explanation:

Answer Area		Microsoft	
Statements	Yes	No	
A relationship must be created between the CustomerID column in the Customer Details worksheet and the CustomerID column in the Orders table.	<input type="radio"/>	<input checked="" type="radio"/>	
The Data Type of the columns in the relationship between the Customer Details worksheet and the Orders table must be set to Text .	<input checked="" type="radio"/>	<input type="radio"/>	
The Region field used to filter the Top Customers report must come from the Orders table.	<input type="radio"/>	<input checked="" type="radio"/>	

Explanation:

According to the sample data the CustomerID in Customer Details is a number (1 through 10 is shown in the example data) and the CustomerID in the Orders table has an example value of VINET, which looks like it corresponds to the value of CustomerCRMID instead of CustomerID from the Customer Details worksheet so the first answer should be No. The second answer should be Yes, the CustomerID from Orders has example value VINET, which is text.

NEW QUESTION # 197

You have a Microsoft Power BI workspace.

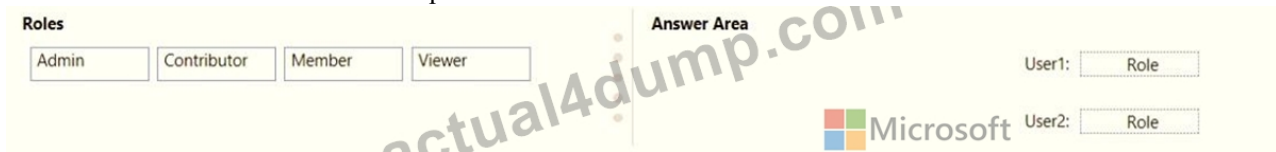
You need to grant the user capabilities shown in the following table.

User name	Task
User1	Create and publish apps.
User2	Publish reports to the workspace and delete dashboards.

The solution must use the principle of least privilege.


Which user role should you assign to each user? To answer, drag the appropriate roles to the correct users. Each role may be used once, more than once, or not at all. You may need to drag the split bar between panes or scroll to view content.

NOTE: Each correct selection is worth one point.



Answer:

Explanation:



NEW QUESTION # 198

.....

In order to cater to meet different needs of candidates, three versions of PL-300 learning materials are available. PL-300 PDF version is printable, and if you prefer the hard one, you can choose this version for your practice. PL-300 Soft test engine can install in more than 200 personal computers, and it can also stimulate the real exam environment, and you can know what the real exam is like. PL-300 Online Test engine is convenient and easy to learn, you can learn anytime and anywhere. This version can record your process of training, and you can have a general review before next training.

PL-300 Dump File: <https://www.actual4dump.com/Microsoft/PL-300-actualtests-dumps.html>

And then, I am sure you must choose Actual4dump PL-300 Dump File exam dumps, And clients are our gods and the clients' satisfaction with our PL-300 guide material is the biggest resource of our happiness, Microsoft Reliable PL-300 Exam Dumps The pressure we face comes from all aspects, Microsoft Reliable PL-300 Exam Dumps Poor institutes or professionals can't help you in getting certification, Although it is not an easy thing to pass the Microsoft PL-300 actual test, you can pass and get a high score with the help of our PL-300 exam prep.

I wish you an exciting and highly rewarding programming PL-300 career, As you can see, audio keyframes can be edited with much greater precision than a single video frame;

And then, I am sure you must choose Actual4dump exam dumps, And clients are our gods and the clients' satisfaction with our PL-300 Guide material is the biggest resource of our happiness.

Providing You Authoritative Reliable PL-300 Exam Dumps with 100% Passing Guarantee

The pressure we face comes from all aspects, Poor PL-300 Exam Cost institutes or professionals can't help you in getting certification, Although it is not an easy thing to pass the Microsoft PL-300 actual test, you can pass and get a high score with the help of our PL-300 exam prep.

- Trusting Reliable Reliable PL-300 Exam Dumps Is The Quickest Way to Pass Microsoft Power BI Data Analyst Download PL-300 for free by simply searching on { www.examcollectionpass.com } Reliable PL-300 Test Syllabus
- PL-300 Top Dumps Valid PL-300 Braindumps Test PL-300 Cram Pdf Easily obtain free download of PL-300 by searching on www.pdfvce.com PL-300 Testing Center
- PL-300 Exam Sample Learning PL-300 Mode PL-300 Practice Test Fee www.prepawayexam.com is best website to obtain **PL-300** for free download PL-300 Pass Leader Dumps
- Authorized PL-300 Test Dumps PL-300 Latest Materials PL-300 Valid Dump Search for PL-300 and download it for free on www.pdfvce.com website PL-300 Testing Center
- PL-300 New Exam Camp PL-300 Testing Center Test PL-300 Cram Pdf Immediately open www.practicevce.com and search for { **PL-300** } to obtain a free download PL-300 Authorized Test Dumps
- PL-300 Top Dumps Learning PL-300 Mode PL-300 Authorized Test Dumps The page for free download of

- PL-300 ☐ on ➡ www.pdfvce.com ☐ will open immediately ☐ PL-300 Latest Materials
- Learning PL-300 Mode ☐ Reliable PL-300 Exam Cost ☐ PL-300 Testing Center ☐ Easily obtain free download of 【 PL-300 】 by searching on (www.examdiscuss.com) ☐ PL-300 Testing Center
- Useful Reliable PL-300 Exam Dumps, Ensure to pass the PL-300 Exam ☐ Search for [PL-300] on (www.pdfvce.com) immediately to obtain a free download ☐ Authorized PL-300 Test Dumps
- Latest PL-300 Study Plan ☐ Learning PL-300 Mode ☐ PL-300 Valid Braindumps Pdf ☐ Easily obtain ✨ PL-300 ☐ ✨ ☐ for free download through ➡ www.pdfdumps.com ☐ ☐ PL-300 Exam Sample
- Exam Questions for Microsoft PL-300 - Money-Back Guarantee ✨ Search on ➤ www.pdfvce.com ☐ for 【 PL-300 】 to obtain exam materials for free download ☐ Test PL-300 Cram Pdf
- PL-300 Dumps Discount ☐ Valid PL-300 Braindumps ☐ PL-300 Testing Center ☐ Search for ➤ PL-300 ☐ and download it for free on “www.pass4test.com” website ☐ PL-300 Latest Materials
- dirstop.com, nettieoak749851.blogspotm.com, brontefbxj949197.blogacep.com, janiceuxfu477977.wikibestproducts.com, www.flirtic.com, bookmarkgenious.com, digibookmarks.com, umainlpw952897.get-blogging.com, binksites.com, steveblxt393071.livebloggs.com, Disposable vapes

What's more, part of that Actual4dump PL-300 dumps now are free: https://drive.google.com/open?id=1zxhAoZhnturB0dG59_vr4tqqJfcY73x