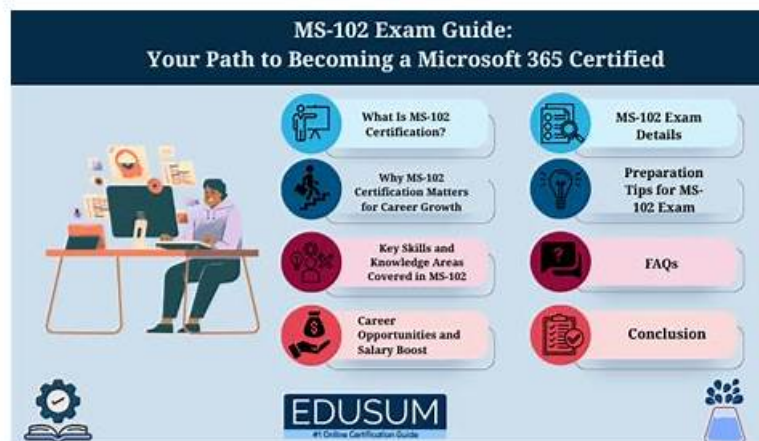


MS-102權威認證 - MS-102參考資料



2026 KaoGuTi最新的MS-102 PDF版考試題庫和MS-102考試問題和答案免費分享：<https://drive.google.com/open?id=1toPG-R-wRalqHry5bJjwG99gRVIIGTEH>

將KaoGuTi的產品加入購物車吧！你將以100%的信心去參加考試，一次性通過Microsoft MS-102 認證考試，你將不會後悔你的選擇的。

伴隨著 Microsoft 認證，越來越多的客戶注意到 Microsoft 的重要性，目前是經濟衰退的時期，找一份工作不容易，考取 Microsoft 認證的證書當然是有用的，能夠幫助你穩定你的位置，增加求職的法碼。如果你正在準備 MS-102 考試題目和答案的電子圖書的形式或自我測試軟體，以獲得適當的知識和技能，急需通過 MS-102 考試，可以憑藉 KaoGuTi 考題網最新的題庫順利通過該考試。

>> MS-102權威認證 <<

頂尖的Microsoft MS-102權威認證 & 權威的KaoGuTi - 認證考試材料的領導者

面對激烈競爭，每個大學生都在為使自己在人才市場上脫穎而出而努力，多一張國際通行證無疑是為他們在就業及其他競爭中在同學中脫穎而出的法寶。所以，通過 Microsoft 的 MS-102 考試認證是我人生中的一大挑戰，需要拼命的努力學習，不過不要緊，你可以購買KaoGuTi Microsoft 的 MS-102 考試認證培訓資料，幫你輕鬆通過考試。

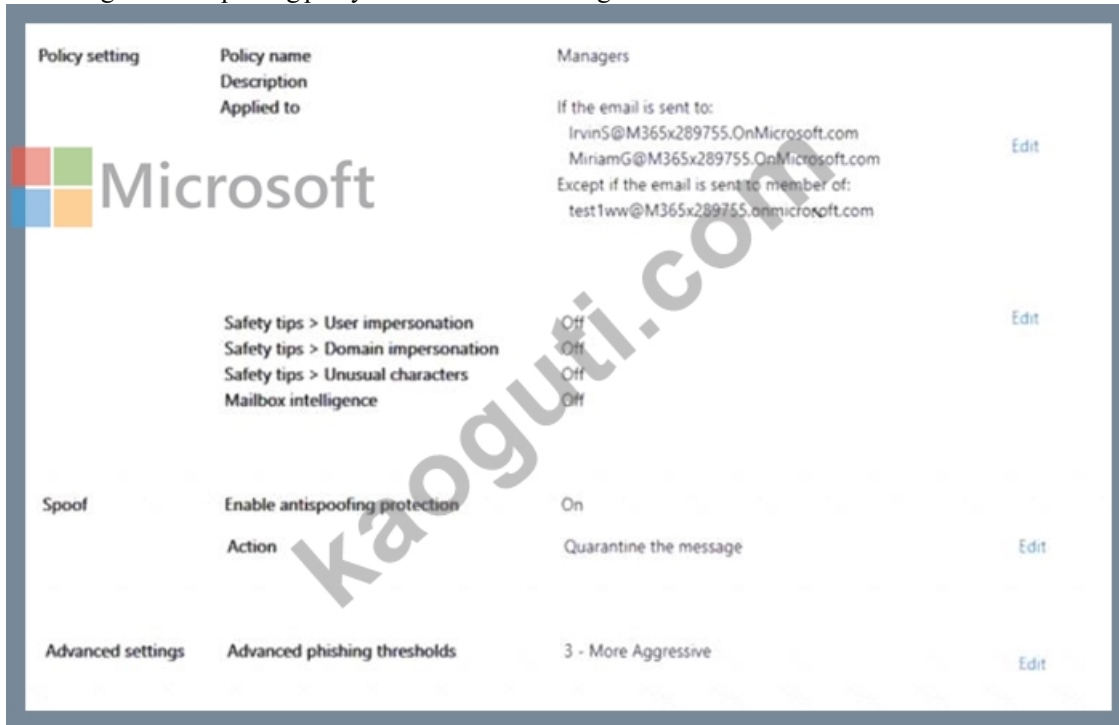
Microsoft MS-102 考試大綱：

| 主題 | 簡介 |
|------|---|
| 主題 1 | <ul style="list-style-type: none">Deploy and manage a Microsoft 365 tenant: Management of roles in Microsoft 365 and management of users and groups are discussion points of this topic. It also focuses on implementing and managing a Microsoft 365 tenant. |
| 主題 2 | <ul style="list-style-type: none">Manage compliance by using Microsoft Purview: Implementation of Microsoft Purview information protection and data lifecycle management is discussed in this topic. Moreover, questions about implementing Microsoft Purview data loss prevention (DLP) also appear. |
| 主題 3 | <ul style="list-style-type: none">Implement and manage Microsoft Entra identity and access: In this topic, questions about Microsoft Entra tenant appear. Moreover, it delves into implementation and management of authentication and secure access. |
| 主題 4 | <ul style="list-style-type: none">Manage security and threats by using Microsoft Defender XDR: This topic discusses how to use Microsoft Defender portal to manage security reports and alerts. It also focuses on usage of Microsoft Defender for Office 365 to implement and manage email and collaboration protection. Lastly, it discusses the usage of Microsoft Defender for Endpoint for the implementation and management of endpoint protection. |

最新的 Microsoft 365 Certified MS-102 免費考試真題 (Q273-Q278):

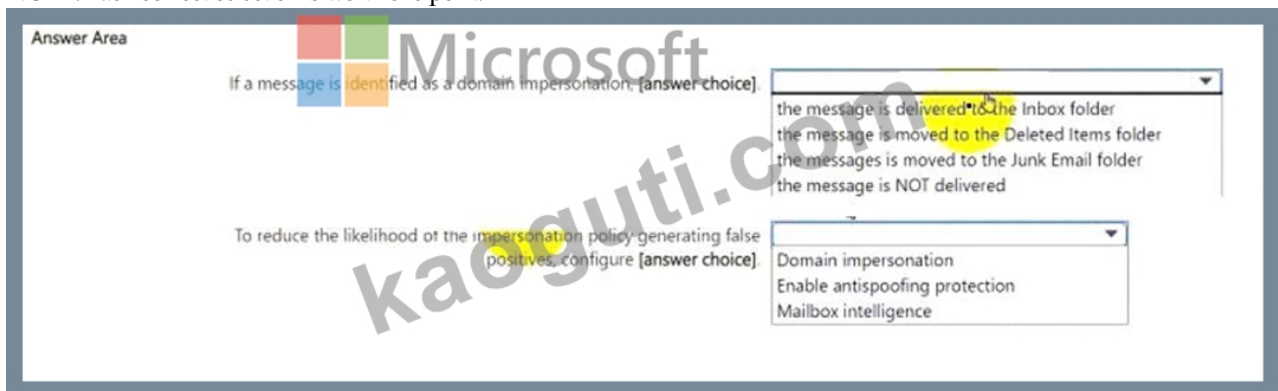
問題 #273

You configure an anti-phishing policy as shown in the following exhibit.




Use the drop-down menus to select the answer choice that completes each statement based on the information presented in the graphic.

NOTE: Each correct selection is worth one point.



答案:

解題說明:



Explanation:

If a message is identified as a domain impersonation: the message is moved to the Junk Email folder. According to the anti-phishing policy settings shown in the exhibit, messages identified as domain impersonation should be moved to the Junk Email folder to reduce the risk of phishing attacks.

To reduce the likelihood of the impersonation policy generating false positives, configure: Mailbox intelligence. Mailbox intelligence

helps in reducing false positives by using machine learning and historical email patterns to make better decisions about which emails are legitimate and which are not.

問題 #274

You need to ensure that User1 can enroll the devices to meet the technical requirements. What should you do?

- A. From the Azure Active Directory admin center, configure the Maximum number of devices per user setting.
- B. From the Azure Active Directory admin center, assign User1 the Cloud device administrator role.
- C. From the Intune admin center, configure the Enrollment restrictions.
- **D. From the Intune admin center, add User1 as a device enrollment manager.**

答案: D

解題說明:

References:

<https://docs.microsoft.com/en-us/sccm/mdm/deploy-use/enroll-devices-with-device-enrollment-manager>

問題 #275

Your on-premises network contains an Active Directory domain and a Microsoft Endpoint Configuration Manager site.

You have a Microsoft 365 E5 subscription that uses Microsoft Intune.

You use Azure AD Connect to sync user objects and group objects to Azure Directory (Azure AD) Password hash synchronization is disabled.

You plan to implement co-management.

You need to configure Azure AD Connect and the domain to support co-management.

What should you do? To answer, select the appropriate options in the answer area.

NOTE: Each correct selection is worth one point.

Answer Area



答案:

解題說明:



Explanation:



問題 #276

You have a Microsoft 365 subscription.

From Microsoft Entra Privileged Identity Management (PIM), you configure Role settings for the Global Administrator role as shown in the following exhibit.

Global Administrator | Role settings

Privileged Identity Management | Microsoft Entra roles

[Edit](#)

Activation

| Setting | State |
|-------------------------------------|-----------|
| Activation maximum duration (hours) | 8 hour(s) |
| Allow permanent active assignr | Azure MFA |

Assignment

| Setting | State |
|--|-----------|
| Allow permanent eligible assignment | No |
| Expire eligible assignments after | 15 day(s) |
| Allow permanent active assignment | Yes |
| Expire active assignments after | - |
| Require Azure Multi-Factor Authenticati... | Yes |
| Require justification on active assignment | No |

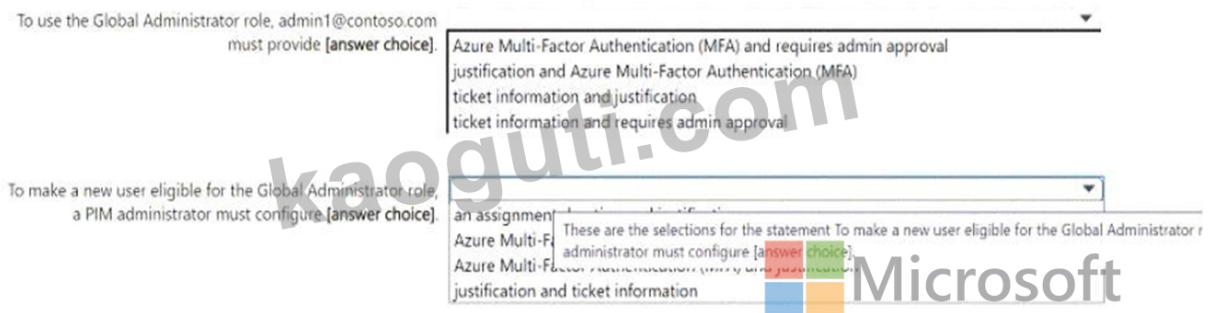


You make a user named `admin1@contoso.com` eligible for the Global Administrator role.

Use the drop-down menus to select the answer choice that completes each statement based on the information presented in the Answer Area

To use the Global Administrator role, `admin1@contoso.com` must provide **[answer choice]**.

To make a new user eligible for the Global Administrator role, a PIM administrator must configure **[answer choice]**.



答案:

解題說明:

Answer Area

To use the Global Administrator role, `admin1@contoso.com` must provide **[answer choice]**.

To make a new user eligible for the Global Administrator role, a PIM administrator must configure **[answer choice]**.



Explanation:

To use the Global Administrator role, `admin1@contoso.com` must provide: Azure Multi-Factor Authentication (MFA) The role settings indicate that "Require Azure Multi-Factor Authentication" is set to

"Yes" for active assignments. Therefore, `admin1@contoso.com` must provide Azure MFA to use the Global Administrator role.

To make a new user eligible for the Global Administrator role, a PIM administrator must configure: an assignment that expires after 15 day(s) The settings show that eligible assignments expire after 15 days.

Therefore, to make a new user eligible, a PIM administrator must configure an assignment with this expiration period.

