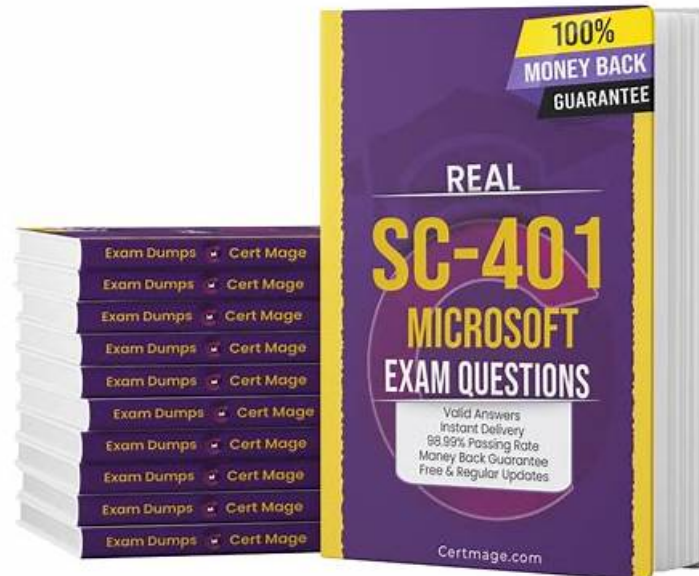


# Exam Dumps SC-401 Provider, SC-401 Exam Passing Score



P.S. Free 2026 Microsoft SC-401 dumps are available on Google Drive shared by Itcertking: [https://drive.google.com/open?id=16pjFZxswHvnca1n15OrMljyAu82hkm\\_a](https://drive.google.com/open?id=16pjFZxswHvnca1n15OrMljyAu82hkm_a)

As is known to us, a suitable learning plan is very important for all people. For the sake of more competitive, it is very necessary for you to make a learning plan. We believe that the Software version of our SC-401 actual exam will help you make a good learning plan which is a model test in limited time simulating the Real SC-401 Exam, if you finish the model SC-401 test, our system will generate a report according to your performance.

## Microsoft SC-401 Exam Syllabus Topics:

Topic	Details
Topic 1	<ul style="list-style-type: none"><li>• <b>Manage Risks, Alerts, and Activities:</b> This section assesses Security Operations Analysts on insider risk management, monitoring alerts, and investigating security activities. It covers configuring risk policies, handling forensic evidence, and responding to alerts using Microsoft Purview and Defender tools. Candidates must also analyze audit logs and manage security workflows.</li></ul>
Topic 2	<ul style="list-style-type: none"><li>• <b>Protect Data Used by AI Services:</b> This section evaluates AI Governance Specialists on securing data in AI-driven environments. It includes implementing controls for Microsoft Purview, configuring Data Security Posture Management (DSPM) for AI, and monitoring AI-related security risks to ensure compliance and protection.</li></ul>
Topic 3	<ul style="list-style-type: none"><li>• <b>Implement Data Loss Prevention and Retention:</b> This section evaluates Data Protection Officers on designing and managing data loss prevention (DLP) policies and retention strategies. It includes setting policies for data security, configuring Endpoint DLP, and managing retention labels and policies. Candidates must understand adaptive scopes, policy precedence, and data recovery within Microsoft 365.</li></ul>

Topic 4	<ul style="list-style-type: none"> <li>• <b>Implement Information Protection:</b> This section measures the skills of Information Security Analysts in classifying and protecting data. It covers identifying and managing sensitive information, creating and applying sensitivity labels, and implementing protection for Windows, file shares, and Exchange. Candidates must also configure document fingerprinting, trainable classifiers, and encryption strategies using Microsoft Purview.</li> </ul>
---------	--

>> Exam Dumps SC-401 Provider <<

## Get a 30% Special Discount on Microsoft SC-401 Exam Dumps

Though the quality of our SC-401 exam questions are the best in the career as we have engaged for over ten years and we are always working on the SC-401 practice guide to make it better. But if you visit our website, you will find that our prices of the SC-401 training prep are not high at all. Every candidate can afford it, even the students in the universities can buy it without any pressure. And we will give discounts on the SC-401 learning materials from time to time.

## Microsoft Administering Information Security in Microsoft 365 Sample Questions (Q171-Q176):

### NEW QUESTION # 171

You create a retention label that has a retention period of seven years.

You need to ensure that documents containing a credit card number are retained for seven years.

Other documents must not be retained.

What should you create?

- A. a retention policy that retains files automatically
- **B. a retention label policy of type auto-apply**
- C. a retention label policy of type publish
- D. a retention policy that deletes files automatically

**Answer: B**

Explanation:

<https://docs.microsoft.com/en-us/microsoft-365/compliance/apply-retention-labels-automatically>

### NEW QUESTION # 172

Hotspot Question

You have a Microsoft 365 E5 subscription that uses Microsoft Purview Audit (Premium) with the 10-Year Audit Log Retention add-on license.

The subscription contains the audit retention policies shown in the following table.

Name	Users	Record type	Activities	Duration	Priority
RP1	User1	SharePoint	Created site collection	1 Year	30
RP2	User1	SharePoint	None	3 Years	20
RP3	User1	SharePoint	Created site collection	3 Years	40
RP4	User1	SharePoint	Renamed site	6 Months	10

From the SharePoint Online admin center, User1 performs the actions shown in the following table.

Name	Description
Action1	Archives a site
Action2	Creates a site collection
Action3	Renames a site

For each of the following statements, select Yes if the statement is true. Otherwise, select No.

NOTE: Each correct selection is worth one point.

## Answer Area

Statements	Yes	No
Action1 will be retained for one year.	<input type="radio"/>	<input type="radio"/>
Action2 will be retained for three years.	<input type="radio"/>	<input type="radio"/>
Action3 will be retained for six months.	<input type="radio"/>	<input type="radio"/>

Answer:

Explanation:  
Answer Area

Statements	Yes	No
Action1 will be retained for one year.	<input type="radio"/>	<input checked="" type="radio"/>
Action2 will be retained for three years.	<input type="radio"/>	<input checked="" type="radio"/>
Action3 will be retained for six months.	<input checked="" type="radio"/>	<input type="radio"/>

Explanation:

Box 1: No

Action1 archives a site.

The archive site activity is not specified in any audit retention policy.

RP2 applies as it has no specified activities.

RP2 has the duration of 3 years.

Box 2: No

Action2 creates a site collection.

RP1 and RP3 applies to creates a site collection activities.

RP1 has priority 30, and RP3 has priority 40.

RP1 has higher priority (lower value).

RP1 has a duration of 1 year.

Box 3: Yes

Action3 renames a site.

RP4 applies to renamed site activities.

RP4 has duration of 6 months.

Reference:

<https://learn.microsoft.com/en-us/purview/audit-log-retention-policies>

### NEW QUESTION # 173

You have a Microsoft 365 subscription. Auditing is enabled.

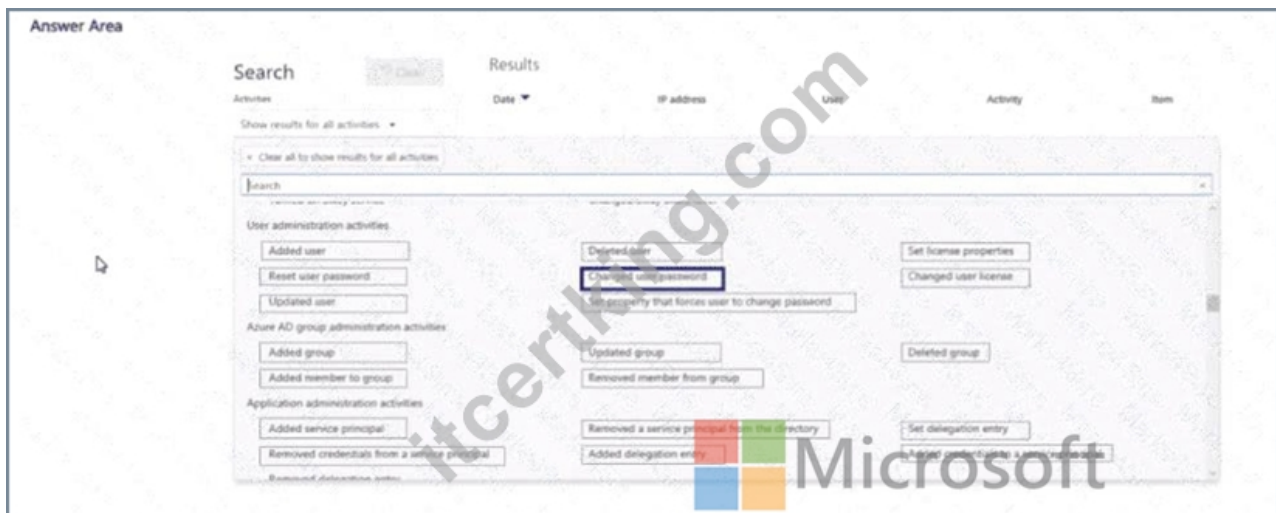
A user named User1 is a member of a dynamic security group named Group1.

You discover that User1 is no longer a member of Group1.

You need to search the audit log to identify why User1 was removed from Group1.

Which two activities should you use in the search? To answer, select the appropriate activities in the answer area.

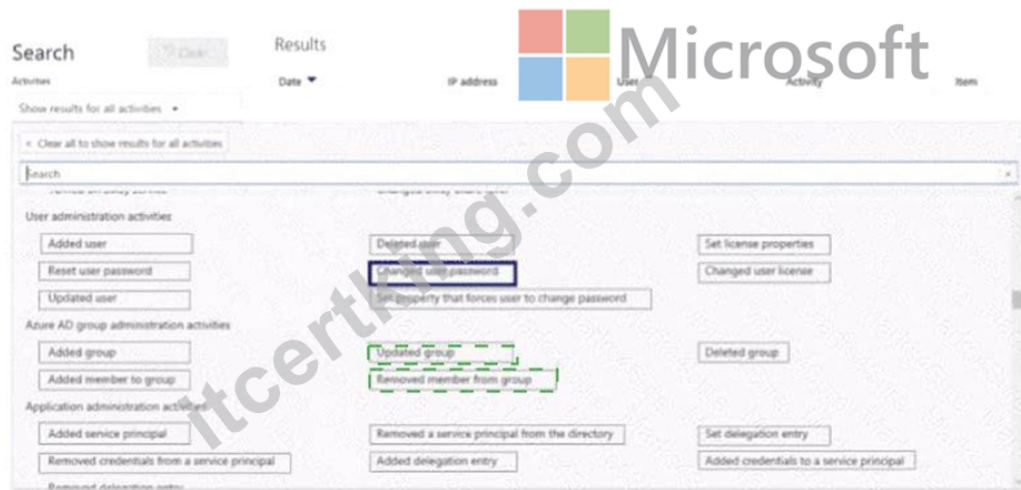
NOTE: Each correct selection is worth one point.



Answer:

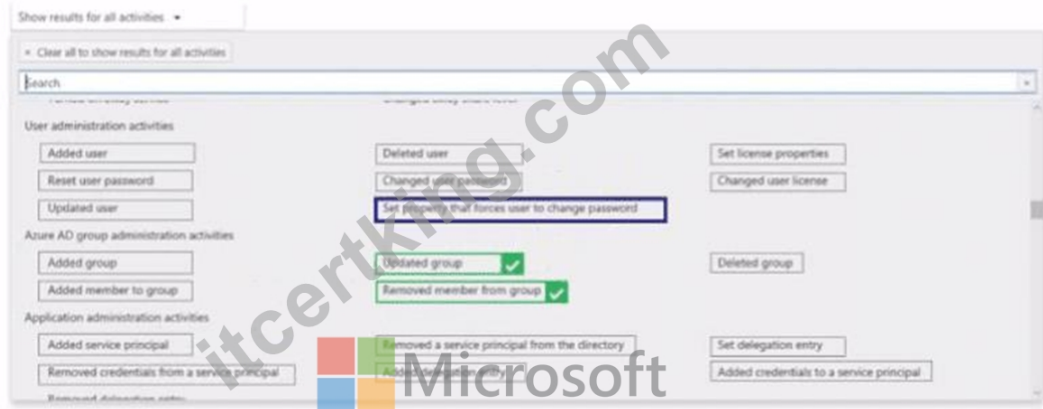
Explanation:

ANSWER AREA



Explanation:

Answer Area



Step 1 - Scenario

A user named User1 was a member of a dynamic security group (Group1).

User1 is no longer a member of that group.

You need to determine why User1 was removed by searching the audit log.

Step 2 - How group membership changes are logged in Microsoft 365 audit logs Microsoft 365 audit logs record group membership activities in Azure AD. The most relevant activities for a user disappearing from a group are:

Removed member from group - Directly indicates that a user was removed from a group.

Updated group - Logged when group properties or membership rules (for dynamic groups) are modified. If Group1 is a dynamic group, changes to membership rules could have caused User1 to no longer qualify, and this would appear as an Updated group event.

Step 3 - Why not other options

Deleted user / Deleted group: Would mean the entire user or group object was deleted, not just removal.

Changed user password, Reset user password, Set license properties, Changed user license: These are account- related, not group membership-related.

Added member to group: The opposite action.

Step 4 - Microsoft Reference

From Microsoft documentation:

Audit logs include events such as when a member is added or removed from a group, and when group properties or membership rules are updated.

Reference: Search the audit log in the Microsoft Purview compliance portal

#### **NEW QUESTION # 174**

You have a Microsoft 365 subscription that contains a sensitivity label named Contoso Confidential.

You publish Contoso Confidential to all users.

Contoso Confidential is configured as shown in the Configuration exhibit. (Click the Configuration tab.)

## Edit sensitivity label

- ✓ Label details
- ✓ Scope
- ✓ Items
- ✓ Groups & sites
- ✓ Schematized data assets (preview)
- **Finish**

### Review your settings and finish

#### Name

Contoso Confidential

#### Display name

Contoso Confidential

[Edit](#)

#### Description for users

Contoso Confidential

[Edit](#)

#### Scope

Files & other data assets, Email

[Edit](#)

#### Access control

[Edit](#)

#### Content marking

Footer: Contoso Confidential Internal use only

[Edit](#)

#### Auto-labeling for files and emails

None

[Edit](#)

#### Auto-labeling for schematized data assets (preview)

None

[Edit](#)

[Back](#)

[Save label](#)

The Access control settings of Contoso Confidential are configured as shown in the Access control exhibit.  
(Click the Access control tab.)



## Edit sensitivity label

- ✓ Label details
- ✓ Scope
- ✓ Items
- ✓ Groups & sites
- ✓ Schematized data assets (preview)
- Finish**

### Review your settings and finish

**Name**  
Contoso Confidential

**Display name**  
Contoso Confidential  
[Edit](#)

**Description for users**  
Contoso Confidential  
[Edit](#)

**Scope**  
Files & other data assets, Email  
[Edit](#)

**Access control**  
Access control  
[Edit](#)

**Content marking**  
Footer: Contoso Confidential Internal use only  
[Edit](#)

**Auto-labeling for files and emails**  
None  
[Edit](#)

**Auto-labeling for schematized data assets (preview)**  
None  
[Edit](#)

[Back](#)

[Save label](#)

[Cancel](#)



Label details

Scope

Items

Access control

Content marking

Auto-labeling for files and emails

Groups & sites

Schematized data assets (preview)

Finish

## Access control

Use encryption capabilities to control who can access labeled items. Depending on the scope you specified, items can include emails, Office, Fabric and Power BI files, and meeting invites. [Learn more about access control settings](#)

☐ Remove access control settings if already applied to items  
☒ Configure access control settings

Turn on co-authoring for Office desktop apps so multiple users can simultaneously edit labeled documents that have access control settings applied. [Learn more about this setting](#)

Go to co-authoring setting

Assign permissions now or let users decide?

Assign permissions now

The settings you choose will be automatically enforced when the label is applied to email and Office files.

User access to content expires

Never

Allow offline access

Only for a number of days

Users have offline access to the content for this many days

7

Assign permissions to specific users and groups \*

Assign permissions

1 item

Users and groups	Permissions	Edit	Delete
AuthenticatedUsers	Co-Author		

☐ Use dynamic watermarking  
☐ Use Double Key Encryption

Back Next Cancel

For each of the following statements, select Yes if the statement is true. Otherwise, select No.  
NOTE: Each correct selection is worth one point.

Answer Area

Statements

If a user account is disabled, the user will be immediately prevented from opening a file protected by Contoso Confidential.

Guest users will be able to open documents protected by Contoso Confidential.

Contoso Confidential will be applied automatically to the files stored in Microsoft SharePoint Online.

Yes

No

☐ ☐ ☐ ☐

Answer:

Explanation:



#### Answer Area

##### Statements

If a user account is disabled, the user will be immediately prevented from opening a file protected by Contoso Confidential.

Yes

No

Guest users will be able to open documents protected by Contoso Confidential.

Contoso Confidential will be applied automatically to the files stored in Microsoft SharePoint Online.

Explanation:

Statements	Yes	No
If a user account is disabled, the user will be immediately prevented from opening a file protected by Contoso Confidential.	<input checked="" type="radio"/>	<input type="radio"/>
Guest users will be able to open documents protected by Contoso Confidential.	<input type="radio"/>	<input checked="" type="radio"/>
Contoso Confidential will be applied automatically to the files stored in Microsoft SharePoint Online.	<input type="radio"/>	<input checked="" type="radio"/>

#### NEW QUESTION # 175

##### HOTSPOT

You have a Microsoft 365 E5 subscription that contains a user named User1.

You deploy Microsoft Purview Data Security Posture Management for AI (DSPM for AI).

You need to ensure that User1 can perform the following actions:

# View recommendations from the Recommendations page.

# View the user risk level for all events by using Activity explorer.

The solution must follow the principle of least privilege.

To which role group should you add User1 for each action? To answer, select the appropriate options in the answer area.

NOTE: Each correct selection is worth one point.

#### Answer Area

View the recommendations:

<input checked="" type="checkbox"/>	Compliance Administrator
<input checked="" type="checkbox"/>	Insider Risk Management Investigators
<input checked="" type="checkbox"/>	Security Reader

View the user risk level:

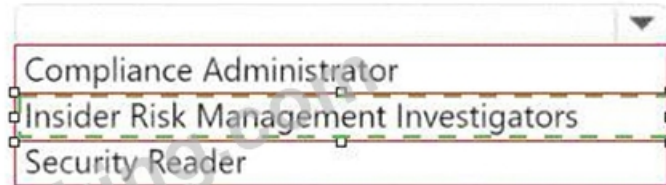
<input checked="" type="checkbox"/>	Compliance Administrator
<input checked="" type="checkbox"/>	Insider Risk Management Analysts
<input checked="" type="checkbox"/>	Insider Risk Management Investigators
<input checked="" type="checkbox"/>	Security Reader

Answer:

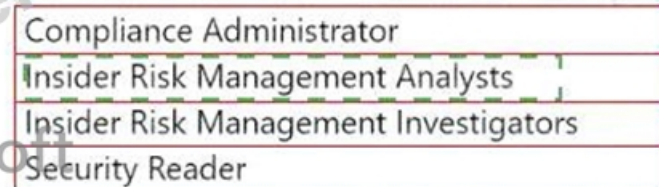
Explanation:

## Answer Area

View the recommendations:



View the user risk level:



Microsoft

Explanation:

## Answer Area



Microsoft

View the recommendations:



View the user risk level:



Box 1: The Insider Risk Management Investigators role allows users to view recommendations related to insider risk cases and Microsoft Purview DSPM for AI insights. This role is appropriate because it grants access to review AI-related risk recommendations without unnecessary administrative privileges.

Box 2: The Insider Risk Management Analysts role allows users to analyze user risk levels and events using Activity Explorer. This follows the principle of least privilege, ensuring that User1 can only view risk levels and investigate but does not gain full administrative control over insider risk policies.

## NEW QUESTION # 176

.....

The product Itcertking provide with you is compiled by professionals elaborately and boosts varied versions which aimed to help you learn the pass your SC-401 exam by the method which is convenient for you. We check the update every day, and we can guarantee that you will get a free update service from the date of purchase. Once you have any questions and doubts about our SC-401 Exam Questions we will provide you with our customer service before or after the sale.

**SC-401 Exam Passing Score:** [https://www.itcertking.com/SC-401\\_exam.html](https://www.itcertking.com/SC-401_exam.html)

- Valid SC-401 Test Sims ☆ Detailed SC-401 Study Plan □ Trustworthy SC-401 Pdf □ Download { SC-401 } for free by simply entering ➡ [www.prepawaypdf.com](http://www.prepawaypdf.com) □ website □ Reliable SC-401 Exam Review
- SC-401 Valid Test Simulator □ Practice SC-401 Exam Online ♥ SC-401 Test Result □ Download ☀ SC-401 □ ☀ □ for free by simply entering ( [www.pdfvce.com](http://www.pdfvce.com) ) website □ SC-401 Downloadable PDF
- Vce SC-401 Exam ↑ New SC-401 Exam Fee □ SC-401 Exam Question □ Search for ▷ SC-401 ◁ and download it for free immediately on ➡ [www.examcollectionpass.com](http://www.examcollectionpass.com) □ □ Exam SC-401 Preview
- Detailed SC-401 Study Plan □ SC-401 Downloadable PDF □ SC-401 Download Pdf □ The page for free download of 《 SC-401 》 on [ [www.pdfvce.com](http://www.pdfvce.com) ] will open immediately □ Trustworthy SC-401 Pdf
- Pass Guaranteed Quiz 2026 Microsoft SC-401: Administering Information Security in Microsoft 365 Perfect Exam Dumps

Quiz High-quality Microsoft - Exam Dumps SC-401 Provider Enter 「 [www.pdfvce.com](http://www.pdfvce.com) 」 and search for ➡ SC-401  
 to download for free SC-401 Latest Material  
 Administering Information Security in Microsoft 365 Practice Torrent - Administering Information Security in Microsoft 365  
 Valid Cram - SC-401 Study Valid Torrent Easily obtain free download of ➤ SC-401 by searching on 「  
[www.examcollectionpass.com](http://www.examcollectionpass.com) 」 Reliable SC-401 Exam Review  
 Administering Information Security in Microsoft 365 Practice Torrent - Administering Information Security in Microsoft 365  
 Valid Cram - SC-401 Study Valid Torrent Download SC-401 for free by simply entering ➤ [www.pdfvce.com](http://www.pdfvce.com) ◀  
 website Online SC-401 Training Materials  
 SC-401 Actual Exams SC-401 Downloadable PDF Practice SC-401 Exam Online Open “  
[www.examcollectionpass.com](http://www.examcollectionpass.com)” and search for ➤ SC-401 ◀ to download exam materials for free Online SC-401 Training  
 Materials  
 SC-401 Actual Exams Valid SC-401 Test Cram Practice SC-401 Exam Online The page for free download of  
 ✓ SC-401 ✓ on ➡ [www.pdfvce.com](http://www.pdfvce.com) will open immediately Pdf SC-401 Pass Leader  
 Practice SC-401 Exam Online SC-401 Download Pdf Detailed SC-401 Study Plan Search on (   
[www.pdfdumps.com](http://www.pdfdumps.com) ) for 「 SC-401 」 to obtain exam materials for free download Detailed SC-401 Study Plan  
[shortcourses.russellcollege.edu.au](http://shortcourses.russellcollege.edu.au), [myportal.utt.edu.tt](http://myportal.utt.edu.tt), [myportal.utt.edu.tt](http://myportal.utt.edu.tt), [myportal.utt.edu.tt](http://myportal.utt.edu.tt), [myportal.utt.edu.tt](http://myportal.utt.edu.tt),  
[myportal.utt.edu.tt](http://myportal.utt.edu.tt), [myportal.utt.edu.tt](http://myportal.utt.edu.tt), [myportal.utt.edu.tt](http://myportal.utt.edu.tt), [myportal.utt.edu.tt](http://myportal.utt.edu.tt), [myportal.utt.edu.tt](http://myportal.utt.edu.tt), [myportal.utt.edu.tt](http://myportal.utt.edu.tt),  
[myportal.utt.edu.tt](http://myportal.utt.edu.tt), [myportal.utt.edu.tt](http://myportal.utt.edu.tt), [myportal.utt.edu.tt](http://myportal.utt.edu.tt), [myportal.utt.edu.tt](http://myportal.utt.edu.tt), [myportal.utt.edu.tt](http://myportal.utt.edu.tt), [myportal.utt.edu.tt](http://myportal.utt.edu.tt), [myportal.utt.edu.tt](http://myportal.utt.edu.tt),  
[myportal.utt.edu.tt](http://myportal.utt.edu.tt), [myportal.utt.edu.tt](http://myportal.utt.edu.tt), [myportal.utt.edu.tt](http://myportal.utt.edu.tt), [myportal.utt.edu.tt](http://myportal.utt.edu.tt), [myportal.utt.edu.tt](http://myportal.utt.edu.tt), [myportal.utt.edu.tt](http://myportal.utt.edu.tt), [myportal.utt.edu.tt](http://myportal.utt.edu.tt),  
[myportal.utt.edu.tt](http://myportal.utt.edu.tt), [myportal.utt.edu.tt](http://myportal.utt.edu.tt), [myportal.utt.edu.tt](http://myportal.utt.edu.tt), [myportal.utt.edu.tt](http://myportal.utt.edu.tt), [myportal.utt.edu.tt](http://myportal.utt.edu.tt), [myportal.utt.edu.tt](http://myportal.utt.edu.tt), [myportal.utt.edu.tt](http://myportal.utt.edu.tt),  
[myportal.utt.edu.tt](http://myportal.utt.edu.tt), [myportal.utt.edu.tt](http://myportal.utt.edu.tt), [myportal.utt.edu.tt](http://myportal.utt.edu.tt), [myportal.utt.edu.tt](http://myportal.utt.edu.tt), [myportal.utt.edu.tt](http://myportal.utt.edu.tt), [myportal.utt.edu.tt](http://myportal.utt.edu.tt), [myportal.utt.edu.tt](http://myportal.utt.edu.tt),  
[myportal.utt.edu.tt](http://myportal.utt.edu.tt), [myportal.utt.edu.tt](http://myportal.utt.edu.tt), [myportal.utt.edu.tt](http://myportal.utt.edu.tt), [myportal.utt.edu.tt](http://myportal.utt.edu.tt), [myportal.utt.edu.tt](http://myportal.utt.edu.tt), [myportal.utt.edu.tt](http://myportal.utt.edu.tt), [myportal.utt.edu.tt](http://myportal.utt.edu.tt),  
[myportal.utt.edu.tt](http://myportal.utt.edu.tt), [myportal.utt.edu.tt](http://myportal.utt.edu.tt), [myportal.utt.edu.tt](http://myportal.utt.edu.tt), [myportal.utt.edu.tt](http://myportal.utt.edu.tt), [myportal.utt.edu.tt](http://myportal.utt.edu.tt), [myportal.utt.edu.tt](http://myportal.utt.edu.tt), [myportal.utt.edu.tt](http://myportal.utt.edu.tt),  
[myportal.utt.edu.tt](http://myportal.utt.edu.tt), [myportal.utt.edu.tt](http://myportal.utt.edu.tt), [myportal.utt.edu.tt](http://myportal.utt.edu.tt), [myportal.utt.edu.tt](http://myportal.utt.edu.tt), [myportal.utt.edu.tt](http://myportal.utt.edu.tt), [myportal.utt.edu.tt](http://myportal.utt.edu.tt), [myportal.utt.edu.tt](http://myportal.utt.edu.tt),  
[myportal.utt.edu.tt](http://myportal.utt.edu.tt), [myportal.utt.edu.tt](http://myportal.utt.edu.tt), [myportal.utt.edu.tt](http://myportal.utt.edu.tt), [myportal.utt.edu.tt](http://myportal.utt.edu.tt), [myportal.utt.edu.tt](http://myportal.utt.edu.tt), [myportal.utt.edu.tt](http://myportal.utt.edu.tt), [myportal.utt.edu.tt](http://myportal.utt.edu.tt),  
[myportal.utt.edu.tt](http://myportal.utt.edu.tt), [myportal.utt.edu.tt](http://myportal.utt.edu.tt), [myportal.utt.edu.tt](http://myportal.utt.edu.tt), [myportal.utt.edu.tt](http://myportal.utt.edu.tt), [myportal.utt.edu.tt](http://myportal.utt.edu.tt), [myportal.utt.edu.tt](http://myportal.utt.edu.tt), [myportal.utt.edu.tt](http://myportal.utt.edu.tt),  
[myportal.utt.edu.tt](http://myportal.utt.edu.tt), [myportal.utt.edu.tt](http://myportal.utt.edu.tt), [myportal.utt.edu.tt](http://myportal.utt.edu.tt), [myportal.utt.edu.tt](http://myportal.utt.edu.tt), [myportal.utt.edu.tt](http://myportal.utt.edu.tt), [myportal.utt.edu.tt](http://myportal.utt.edu.tt), [myportal.utt.edu.tt](http://myportal.utt.edu.tt),  
[myportal.utt.edu.tt](http://myportal.utt.edu.tt), [myportal.utt.edu.tt](http://myportal.utt.edu.tt), [myportal.utt.edu.tt](http://myportal.utt.edu.tt), [myportal.utt.edu.tt](http://myportal.utt.edu.tt), [myportal.utt.edu.tt](http://myportal.utt.edu.tt), [myportal.utt.edu.tt](http://myportal.utt.edu.tt), [myportal.utt.edu.tt](http://myportal.utt.edu.tt),  
[myportal.utt.edu.tt](http://myportal.utt.edu.tt), [myportal.utt.edu.tt](http://myportal.utt.edu.tt), [myportal.utt.edu.tt](http://myportal.utt.edu.tt), [myportal.utt.edu.tt](http://myportal.utt.edu.tt), [myportal.utt.edu.tt](http://myportal.utt.edu.tt), [myportal.utt.edu.tt](http://myportal.utt.edu.tt), [myportal.utt.edu.tt](http://myportal.utt.edu.tt),  
[myportal.utt.edu.tt](http://myportal.utt.edu.tt), [myportal.utt.edu.tt](http://myportal.utt.edu.tt), [myportal.utt.edu.tt](http://myportal.utt.edu.tt), [myportal.utt.edu.tt](http://myportal.utt.edu.tt), [myportal.utt.edu.tt](http://myportal.utt.edu.tt), [myportal.utt.edu.tt](http://myportal.utt.edu.tt), [myportal.utt.edu.tt](http://myportal.utt.edu.tt),  
[myportal.utt.edu.tt](http://myportal.utt.edu.tt), [myportal.utt.edu.tt](http://myportal.utt.edu.tt), [myportal.utt.edu.tt](http://myportal.utt.edu.tt), [myportal.utt.edu.tt](http://myportal.utt.edu.tt), [myportal.utt.edu.tt](http://myportal.utt.edu.tt), [myportal.utt.edu.tt](http://myportal.utt.edu.tt), [myportal.utt.edu.tt](http://myportal.utt.edu.tt),  
[myportal.utt.edu.tt](http://myportal.utt.edu.tt), [myportal.utt.edu.tt](http://myportal.utt.edu.tt), [myportal.utt.edu.tt](http://myportal.utt.edu.tt), [myportal.utt.edu.tt](http://myportal.utt.edu.tt), [myportal.utt.edu.tt](http://myportal.utt.edu.tt), [myportal.utt.edu.tt](http://myportal.utt.edu.tt), [myportal.utt.edu.tt](http://myportal.utt.edu.tt),  
[myportal.utt.edu.tt](http://myportal.utt.edu.tt), [myportal.utt.edu.tt](http://myportal.utt.edu.tt), [myportal.utt.edu.tt](http://myportal.utt.edu.tt), [myportal.utt.edu.tt](http://myportal.utt.edu.tt), [myportal.utt.edu.tt](http://myportal.utt.edu.tt), [myportal.utt.edu.tt](http://myportal.utt.edu.tt), [myportal.utt.edu.tt](http://myportal.utt.edu.tt),  
[myportal.utt.edu.tt](http://myportal.utt.edu.tt), [myportal.utt.edu.tt](http://myportal.utt.edu.tt), [myportal.utt.edu.tt](http://myportal.utt.edu.tt), [myportal.utt.edu.tt](http://myportal.utt.edu.tt), [myportal.utt.edu.tt](http://myportal.utt.edu.tt), [myportal.utt.edu.tt](http://myportal.utt.edu.tt), [myportal.utt.edu.tt](http://myportal.utt.edu.tt),  
[myportal.utt.edu.tt](http://myportal.utt.edu.tt), [myportal.utt.edu.tt](http://myportal.utt.edu.tt), [myportal.utt.edu.tt](http://myportal.utt.edu.tt), [myportal.utt.edu.tt](http://myportal.utt.edu.tt), [myportal.utt.edu.tt](http://myportal.utt.edu.tt), [myportal.utt.edu.tt](http://myportal.utt.edu.tt), [myportal.utt.edu.tt](http://myportal.utt.edu.tt),  
[myportal.utt.edu.tt](http://myportal.utt.edu.tt), [myportal.utt.edu.tt](http://myportal.utt.edu.tt), [myportal.utt.edu.tt](http://myportal.utt.edu.tt), [myportal.utt.edu.tt](http://myportal.utt.edu.tt), [myportal.utt.edu.tt](http://myportal.utt.edu.tt), [myportal.utt.edu.tt](http://myportal.utt.edu.tt), [myportal.utt.edu.tt](http://myportal.utt.edu.tt),  
[myportal.utt.edu.tt](http://myportal.utt.edu.tt), [myportal.utt.edu.tt](http://myportal.utt.edu.tt), [myportal.utt.edu.tt](http://myportal.utt.edu.tt), [myportal.utt.edu.tt](http://myportal.utt.edu.tt), [myportal.utt.edu.tt](http://myportal.utt.edu.tt), [myportal.utt.edu.tt](http://myportal.utt.edu.tt), [myportal.utt.edu.tt](http://myportal.utt.edu.tt),  
[myportal.utt.edu.tt](http://myportal.utt.edu.tt), [myportal.utt.edu.tt](http://myportal.utt.edu.tt), [myportal.utt.edu.tt](http://myportal.utt.edu.tt), [myportal.utt.edu.tt](http://myportal.utt.edu.tt), [myportal.utt.edu.tt](http://myportal.utt.edu.tt), [myportal.utt.edu.tt](http://myportal.utt.edu.tt), [myportal.utt.edu.tt](http://myportal.utt.edu.tt),  
[myportal.utt.edu.tt](http://myportal.utt.edu.tt), [myportal.utt.edu.tt](http://myportal.utt.edu.tt),

P.S. Free 2026 Microsoft SC-401 dumps are available on Google Drive shared by Itcertking: <https://drive.google.com/open?id=16pjFZxswHvnca1n15OrMlijyAu82hkm> a