

Trustable PL-400 Latest Test Materials - Win Your Microsoft Certificate with Top Score



BTW, DOWNLOAD part of Actual4Labs PL-400 dumps from Cloud Storage: <https://drive.google.com/open?id=1XKEtYwCWSn1RzHJ9OiwBHPFyCoDWVYK>

One of the biggest highlights of the PL-400 exam materials is the availability of three versions: PDF, app/online, and software/pc, each with its own advantages: The PDF version of PL-400 exam materials has a free demo available for download. You can print exam materials out and read it just like you read a paper. The online version of PL-400 Exam Materials is based on web browser usage design and can be used by any browser device. At the same time, the first time it is opened on the Internet, it can be used offline next time. You can practice anytime, anywhere.

2. Paid instructor-led courses

There is one instructor-led training course delivered under the guidance of the Microsoft authorized trainers, which is known as Microsoft Power Platform Developer. In this course, the students will learn how to flow and extend the platform to complete the business tasks and processes and how to build power apps automate requirements. You will also be able to solve complex business problems after you complete the course.

>> **PL-400 Latest Test Materials** <<

Achieve Success in the Microsoft PL-400 Exam with Confidence

Most candidates who register for Microsoft Power Platform Developer (PL-400) certification lack the right resources to help them achieve it. As a result, they face failure, which causes them to waste time and money, and sometimes even lose motivation to repeat their Microsoft PL-400 exam. Actual4Labs will solve such problems for you by providing you with PL-400 Questions. The Microsoft PL-400 certification exam is undoubtedly a challenging task, but it can be made much easier with the help of Actual4Labs's reliable preparation material.

Microsoft Power Platform Developer Sample Questions (Q142-Q147):

NEW QUESTION # 142

A manufacturing company takes online orders.

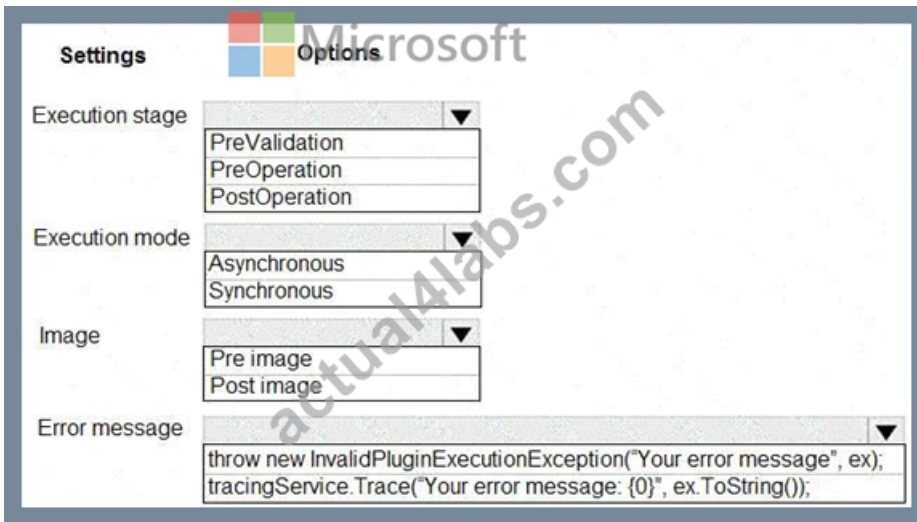
The company requires automatic validation of order changes. Requirements are as follows:

- * If validation is successful, the order is submitted.
- * If exceptions are encountered, a message must be shown to the customer.

You need to set up and deploy a plug-in that encapsulates the rules.

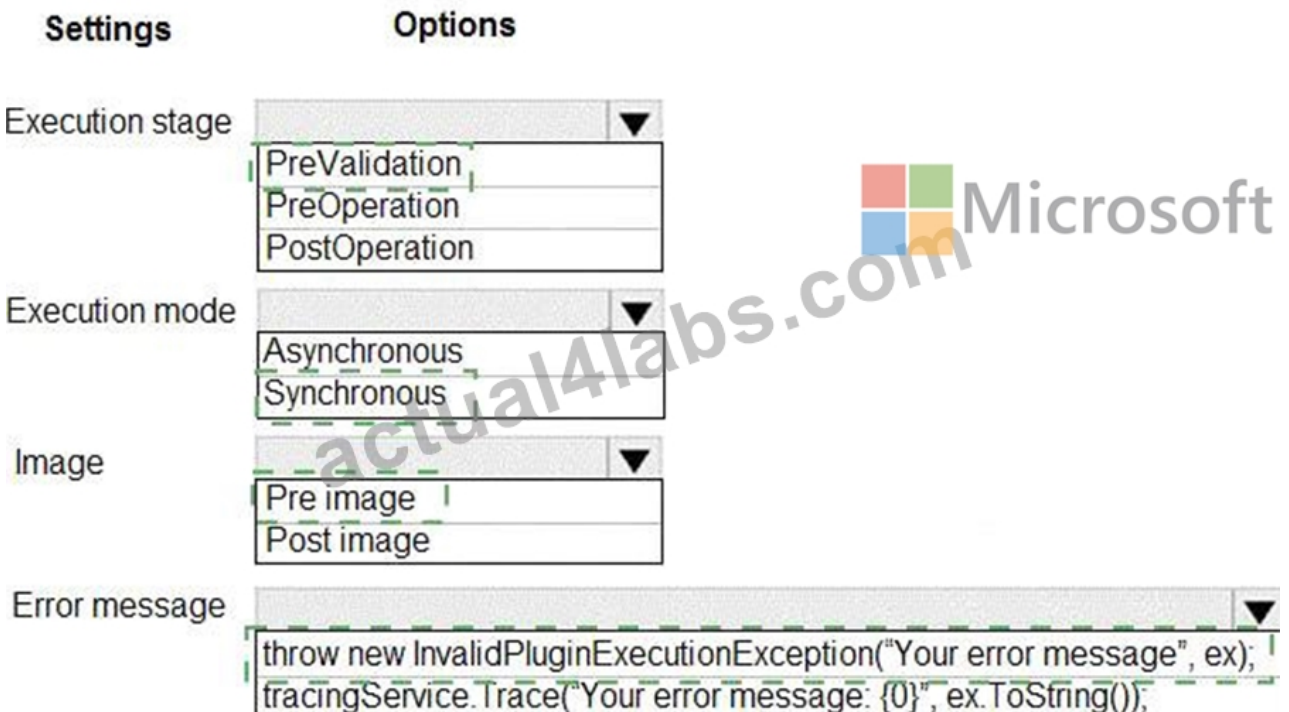
Which options should you use? To answer, select the appropriate options in the answer area.

NOTE: Each correct selection is worth one point.

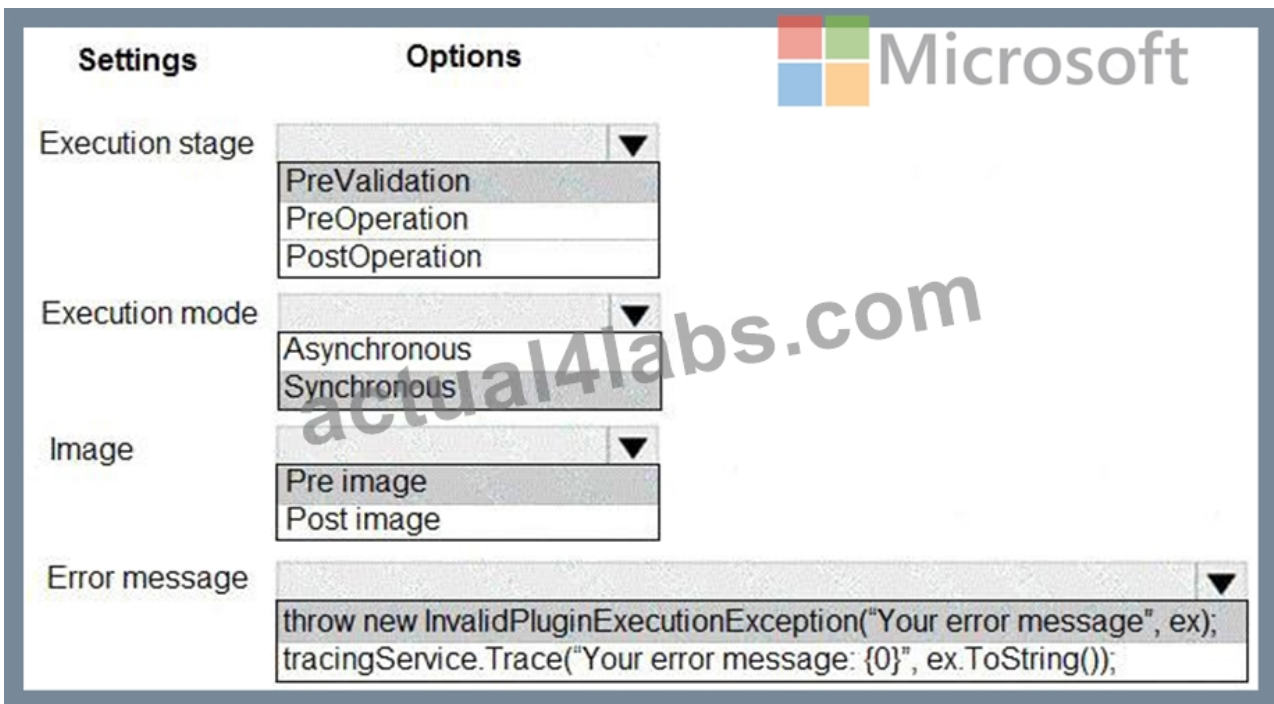


Answer:

Explanation:



Explanation:



Box 1: PreValidation

PreValidation: For the initial operation, this stage will occur before the main system operation. This provides an opportunity to include logic to cancel the operation before the database transaction.

Box 2: Synchronous

Ideally, you should only cancel operations using synchronous plug-ins registered in the PreValidation stage.

Box 3: Pre Image

Box 4: throw ..

When you throw an InvalidPluginExecutionException exception within a synchronous plug-in an error dialog with your message will be displayed to the user.

Reference:

<https://docs.microsoft.com/en-us/powerapps/developer/common-data-service/event-framework>

<https://docs.microsoft.com/en-us/powerapps/developer/common-data-service/handle-exceptions>

NEW QUESTION # 143

You are modifying a model-driven app for a bicycle company. The app modifications must meet the following requirements:

- * The order form must include a column that calculates payments based on how many years the customer wants to finance a bicycle.
- * A pop-up box must remind the employee to validate the information entered before saving.

You must use out-of-the-box features before customizing the application.

What should you do?

To answer, drag the appropriate actions to the correct requirements. Each action may be used once, more than once, or not at all.

You may need to drag the split bar between panes or scroll to view content.

NOTE: Each correct answer is worth one point.

Actions	Requirement	Action
<div style="border: 1px solid gray; padding: 2px;">Customize the app.</div> <div style="border: 1px solid gray; padding: 2px;">Configure an out-of-the-box feature.</div> <div style="border: 1px solid gray; padding: 2px;">Edit XML.</div>	<div style="border: 1px solid gray; padding: 2px;">Calculate payments.</div> <div style="border: 1px solid gray; padding: 2px;">A pop-up box must appear.</div>	<div style="border: 1px solid gray; height: 20px; width: 100%;"></div> <div style="border: 1px solid gray; height: 20px; width: 100%;"></div>

Answer:

Explanation:

Actions

- Customize the app.
- Configure an out-of-the-box feature.
- Edit XML.

Requirement

Calculate payments.
A pop-up box must appear.

Action

- Configure an out-of-the-box feature.
- Edit XML.

Microsoft

Explanation:

Actions

- Customize the app.
- Configure an out-of-the-box feature.
- Edit XML.

Requirement

Calculate payments.
A pop-up box must appear.

Action

- Configure an out-of-the-box feature.
- Edit XML.

Microsoft

NEW QUESTION # 144

You are developing an app that uses Common Data Service.

You must integrate Common Data Service with a new web application. You must allow the new web application to display data from Common Data Service.

You build a single-page web application using the Web API.

You need to authenticate your app using OAuth.

What should you use?

- A. Windows Communication Foundation (WCF)
- **B. Active Directory Authentication Library (ADAL)**
- C. Microsoft Authentication Library (MSAL)
- D. Cross-Origin Resource Sharing (CORS)
- E. Kerberos authentication

Answer: B

Explanation:

Explanation

Ref: <https://docs.microsoft.com/en-us/azure/active-directory/develop/msal-overview>

NEW QUESTION # 145

You are developing a model-driven app by using Microsoft Power Platform. The app must perform the following functions:

* Automatically receive updates from a purchase order system.

* Only add new purchase orders.

You need to implement the app.

Which components should you use? To answer, select the appropriate options in the answer area.

NOTE: Each correct selection is worth one point

Answer Area

Requirement

Automatically receive purchase order updates.

Add new purchase orders.

Component

- Connector with polling trigger
- Connector with polling trigger
- Connector with webhook trigger
- Triggers for scheduled flows
- Creation date
- Account name
- Creation date
- Account number
- Purchase order amount

Microsoft

Answer:

Explanation:

Answer Area

Requirement

Automatically receive purchase order updates.

Add new purchase orders.

Component

- Connector with polling trigger
- Connector with polling trigger
- Connector with webhook trigger
- Triggers for scheduled flows
- Creation date
- Account name
- Creation date
- Account number
- Purchase order amount

NEW QUESTION # 146

A client is deploying Dynamics 365 Finance without any third-party add-ons.

You need to select the appropriate solutions for the client.

What should you select? To answer, select the appropriate options in the answer area.

NOTE: Each correct selection is worth one point.

Scenario

Warehouse employees can use mobile devices to scan barcodes by using Dynamics 365 Finance.

The location of field technicians can be communicated with a text message from Dynamics 365 Field Service.

Solution

- Out-of-the-box
- Logic apps
- Power Automate
- Common Data Service

- Common Data Service
- Workflow
- Power Automate

Answer:

Explanation:

Scenario	Solution
Warehouse employees can use mobile devices to scan barcodes by using Dynamics 365 Finance.	<ul style="list-style-type: none">Out-of-the-boxLogic appsPower AutomateCommon Data Service
The location of field technicians can be communicated with a text message from Dynamics 365 Field Service.	<ul style="list-style-type: none">Common Data ServiceWorkflowPower Automate

Explanation

Graphical user interface, text, application Description automatically generated

