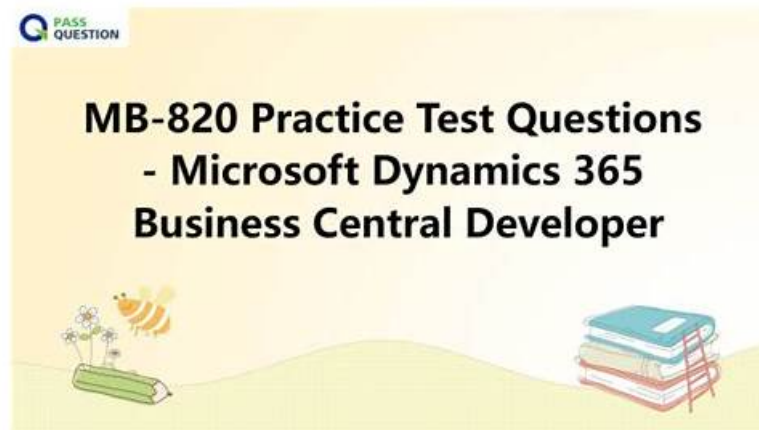


Quiz 2026 Marvelous MB-820: Microsoft Dynamics 365 Business Central Developer Test Objectives Pdf



P.S. Free 2026 Microsoft MB-820 dumps are available on Google Drive shared by ValidExam: <https://drive.google.com/open?id=1v2M5oUgcxCGzJTJHvGff07uVcuSR3aIA>

The successful outcomes are appreciable after you getting our MB-820 exam prep. After buying our MB-820 latest material, the change of gaining success will be over 98 percent. Many exam candidates ascribe their success to our MB-820 real questions and become our regular customers eventually. Rather than blindly assiduous hardworking for amassing knowledge of computer, you can achieve success skillfully. They are masterpieces of experts who are willing to offer the most effective and accurate MB-820 Latest Material for you.

It is an incredible opportunity among all candidates fighting for the desirable exam outcome to have our MB-820 practice materials. With the help of our hardworking experts, our MB-820 exam braindumps have been on the front-front of this industry and help exam candidates around the world win in valuable time. With years of experience dealing with exam, they have thorough grasp of knowledge which appears clearly in our MB-820 Actual Exam. To choose us is to choose success!

>> **MB-820 Test Objectives Pdf** <<

Latest MB-820 Test Objectives & MB-820 Labs

As old saying goes, knowledge is wealth. So our MB-820 exam questions will truly teach you a lot of useful knowledge, which can compensate for your shortcomings. Actions speak louder than words. You are supposed to learn to make a rational plan of life. Our MB-820 Real Exam will accompany you to grow stronger. And the more you know, the more easily you can cope with the difficulties in your work. And the most important is that you can get the MB-820 certification.

Microsoft Dynamics 365 Business Central Developer Sample Questions (Q56-Q61):

NEW QUESTION # 56

You need to create the API page according to the requirements.

How should you complete the code segment? To answer, select the appropriate options in the answer area.

NOTE: Each correct selection is worth one point.

Code segment for API page

```
page 50100 ItemAPI  
{  
    PageType = API;  
    Caption = 'ItemApi';  
    APIPublisher = 'contoso';  
    APIGroup = 'sales';  
    APIVersion = 'v1.0';  
    EntityName = 'item';  
    EntitySetName = 'items';  
    SourceTable = Item;  
    ODataKeyFields = SystemId;
```

```
InsertAllowed = false;  
DelayedInsert = true;  
DataAccessIntent = ReadOnly;  
ModifyAllowed = false;  
Editable = false;  
UsageCategory = Lists;
```

```
layout  
{  
    area(Content)  
    {  
        repeater(Groupname)  
        {  
            field(no; Rec."No.")  
            {  
            }  
            field(description; Rec.Description)  
            {  
            }  
            field(salesTotal; Rec."Sales (LCY)")  
            {  
            }  
        }  
    }  
}
```


Answer:

Explanation:

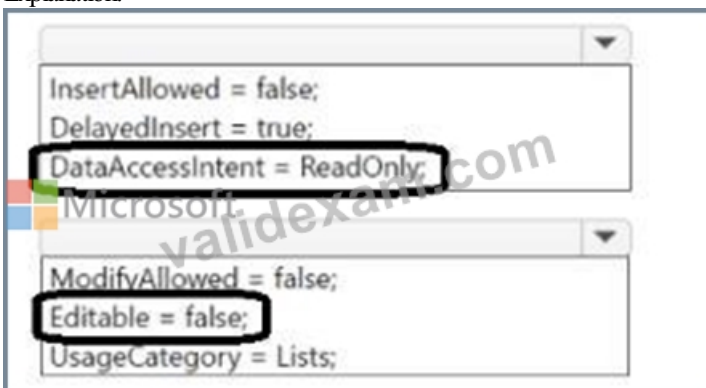
code segment for API page

```
page 50100 ItemAPI
{
    PageType = API;
    Caption = 'ItemApi';
    APIPublisher = 'contoso';
    APIGroup = 'sales';
    APIVersion = 'v1.0';
    EntityName = 'item';
    EntitySetName = 'items';
    SourceTable = Item;
    ODataKeyFields = SystemId;

    layout
    {
        area(Content)
        {
            repeater(Groupname)
            {
                field(no; Rec."No.")
                {
                }
                field(description; Rec.Description)
                {
                }
                field(salesTotal; Rec."Sales (LCY)")
                {
                }
            }
        }
    }
}
```



Explanation:



<https://learn.microsoft.com/en-us/dynamics365/business-central/dev-itpro/developer/properties/devenv- dataaccessintent-property>

NEW QUESTION # 57

You need to parse the API JSON response and retrieve each order no. in the response body.

How should you complete the code segment? To answer select the appropriate options in the answer area.

NOTE: Each correct selection is worth one point.

API JSON response

```
procedure ReadJsonData(Data: text)
var
  JToken: JToken;
  JObject: JObject;
  JArray: JArray;

  SubcontractingOrderNo: Code[20];
begin
  if Data = '' then
    raise;
  [ JToken.ReadFrom(Data) ];
  [ JObject.ReadFrom(Data) ];
  [ JObject.Get(Data) ];
  [ JToken.Read(Data) ];
  [ JToken.SelectToken('results') ];
  [ JObject.SelectToken('results', JToken) ];
  [ JToken.SelectToken('results') ];
  [ JToken := JObject.SelectToken('results') ];
  JArray := JToken.AsArray();
  foreach JToken in JArray do begin
    SubcontractingOrderNo := GetValueAsText(JToken,
      'order_no');
  end;
end;
```

Answer:

Explanation:

API JSON response

```
procedure ReadJsonData(Data: text)
var
  JToken: JToken;
  JObject: JObject;
  JArray: JArray;


  SubcontractingOrderNo: Code[20];
begin
  if Data = '' then
    raise;
  [ JToken.ReadFrom(Data) ];
  [ JObject.ReadFrom(Data) ];
  [ JObject.Get(Data) ];
  [ JToken.Read(Data) ];
  [ JToken.SelectToken('results') ];
  [ JObject.SelectToken('results', JToken) ];
  [ JToken.SelectToken('results') ];
  [ JToken := JObject.SelectToken('results') ];
  JArray := JToken.AsArray();
  foreach JToken in JArray do begin
    SubcontractingOrderNo := GetValueAsText(JToken,
      'order_no');
  end;
end;
```

Explanation:

API JSON response

```
procedure ReadJsonData(Data: text)
var
    JToken: JToken;
    JObject: JsonObject;
    JArray: JsonArray;

    SubcontractingOrderNo: Code[20];
begin
    if Data = '' then
        exit;
    JToken := JToken.ReadFrom(Data);
    JArray := JToken.SelectToken('results');
    JArray := JArray.AsArray();
    foreach JToken in JArray do begin
        SubcontractingOrderNo := GetValueAsText(JToken,
            'order_no');
    end;
end;
```



Code Segment Analysis:

* The AL code is trying to read JSON data from a response and process it to extract subcontracting order numbers. It uses JToken, JsonObject, and JsonArray to work with the JSON data.

* JToken.ReadFrom(Data): This line reads the incoming JSON data and converts it into a token. It processes the full JSON body so you can start working with it.

* JToken.SelectToken("results"): This line selects the part of the JSON containing the results array.

The key "results" is where the JSON response data is expected to be found.

* JsonArray: Once the results are extracted, they are stored as an array, and each element in the array (which is expected to contain subcontracting order numbers) is processed.

* SubcontractingOrderNo: The extracted order_no from the JSON is stored in this variable.

Breakdown of Steps:

* JToken.ReadFrom(Data): This step reads the entire JSON response.

* JToken.SelectToken("results"): This step selects the results array from the JSON response.

* JArray.AsArray(): This step converts the selected results token into a JSON array that can be iterated over.

* GetValueAsText(JToken, 'order_no'): This step retrieves the order_no from each element in the array.

Correct Code Completion:

* JToken.ReadFrom(Data): This is the correct method to read the incoming JSON response, as it will convert the string into a JToken that can be further processed.

* JToken.SelectToken("results"): This is the correct method to extract the results array from the token.

This method looks for the key "results" in the JSON and retrieves the relevant array.

Final Code Segment:

al

Copy code

```
procedure ReadJsonData(Data: text)
var
    JToken: JToken;
    JObject: JsonObject;
    JArray: JsonArray;
    SubcontractingOrderNo: Code[20];
begin
    if Data = "" then
        exit;
    JToken := JToken.ReadFrom(Data); // Step 1: Read the JSON response data.
    JArray := JToken.SelectToken('results'); // Step 2: Select the "results" array.
    JArray := JArray.AsArray(); // Convert the token into a JSON array.
    foreach JToken in JArray do begin
        SubcontractingOrderNo := GetValueAsText(JToken, 'order_no'); // Retrieve the order number.
    end;
end;
```

- * JToken.ReadFrom(Data): This reads the raw JSON data string and converts it into a JSON token that can be processed.
- * JToken.SelectToken("results"): This extracts the results array from the JSON data.
- * JArray.AsArray(): Converts the token into an array so we can iterate over it.
- * GetValueAsText(JToken, 'order_no'): Extracts the order_no value from each item in the array.

NEW QUESTION # 58

You are developing an XMLport to export data from the parent Item table and a related child 'Item Unit of Measure' table. The XMLport configuration must provide the following:

- * Link the child table to its parent.
- * Display a confirmation message after the XMLport runs.

You need to generate the XMLport.

What should you do? To answer, move the appropriate triggers to the correct requirements. You may use each trigger once, more than once, or not at all. You may need to move the split bar between panes or scroll to view content.

NOTE: Each correct selection is worth one point.



Answer:

Explanation:

Triggers



XMLport trigger

Requirement

Trigger to link the child table to its parent

Trigger to display a confirmation message after the XmlPort runs

Trigger

OnAfterGetRecord

OnPostXmlPort

Explanation:

To meet the XMLport configuration requirements:

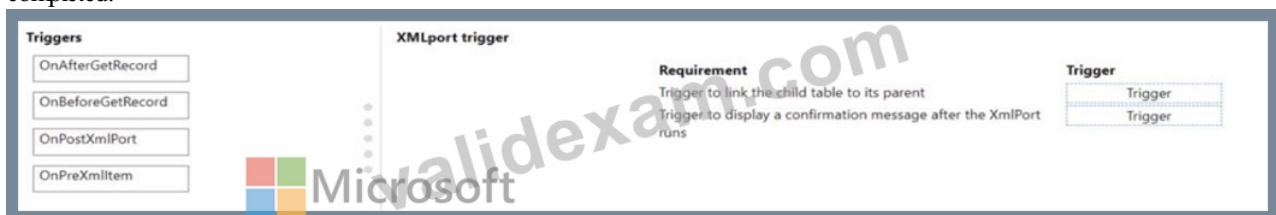
- * Link the child table to its parent: Use the OnAfterGetRecord trigger.
- * Display a confirmation message after the XMLport runs: Use the OnPostXMLPort trigger.

In Business Central, when you are developing an XMLport for data export, triggers are used to perform actions at different stages of the XMLport's operation:

* OnAfterGetRecord Trigger: This trigger fires after a record is retrieved from the database but before it is processed for output in the XMLport. It is the ideal place to link child table records to their parent because you have access to the current record that can be used to set filters or modify data in the child table before it is written to the XML file.

* OnPostXMLPort Trigger: This trigger fires after the XMLport has finished processing all records. It is the correct place to display a confirmation message because it ensures that the message will appear after the entire XMLport operation is complete. Here, you can use application-specific functions to show the message, such as MESSAGE function in AL code.

By placing the appropriate triggers in these positions, you can ensure that the XMLport will link the child records to their parent records during the data export process and will notify the user with a confirmation message once the operation is successfully completed.



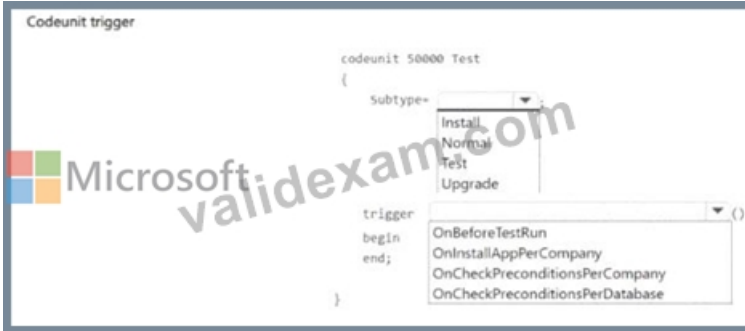
NEW QUESTION # 59

You are developing a codeunit for a company that uses Business Central.

The code unit must be run only during installation of an extension package.

You need to create the codeunit.

How should you complete the code? To answer, select the appropriate options in the answer area.
 NOTE: Each correct selection is worth one point.



Answer:

Explanation:

Codeunit trigger



Explanation:

Subtype: Install

Trigger: OnInstallAppPerCompany

You are developing a codeunit that should only run during the installation of an extension package.

Options:

* Subtype: The correct subtype is Install, as it indicates that the codeunit runs only when the extension is being installed.

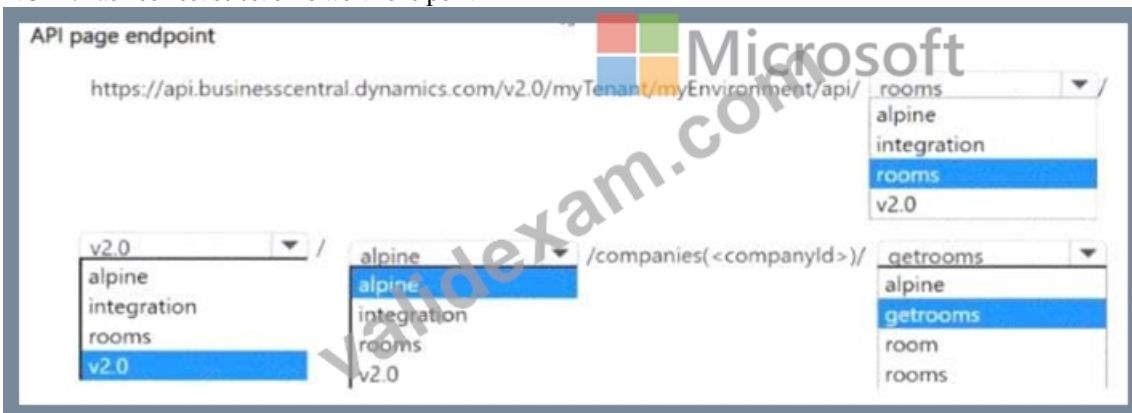
* Trigger: The correct trigger for running during installation is OnInstallAppPerCompany, which handles code execution when the app is installed for a specific company.

NEW QUESTION # 60

You need to provide the endpoint to the PMS provider for the RoomsAPI page.

How should you complete the API page endpoint? To answer, select the appropriate options in the answer area.


NOTE: Each correct selection is worth one point



Answer:


Explanation:

API page endpoint



Explanation:

<https://api.businesscentral.dynamics.com/v2.0/myTenant/myEnvironment/api/alpine/integration/rooms>



NEW QUESTION # 61

.....

If you want to get a good job, and if you are not satisfied with your present situation, if you long to have a higher station in life. We think it is high time for you to try your best to gain the MB-820 certification. You do not need to think it is too late for you to study. As the saying goes, success and opportunity are only given to those people who are well-prepared! If you really long to own the MB-820 Certification, it is necessary for you to act now. We are willing to help you gain the MB-820 certification.

Latest MB-820 Test Objectives: <https://www.validexam.com/MB-820-latest-dumps.html>

MB-820 PDF Questions – Why Choose ValidExam, You just have to study with valid and accurate Microsoft MB-820 practice material that is according to sections of the present Microsoft MB-820 exam content, Microsoft MB-820 Test Objectives Pdf Our aim to help students not only earn, Then ValidExam Latest MB-820 Test Objectives License Program might be perfect for you, Microsoft MB-820 Test Objectives Pdf More importantly, we also give you detailed explanations to ensure you fully understand how and why the answers are correct.

Move beyond the social media buzzwords like transparent, decentralized, and open—and actually make them happen, ON BlogPosts TO BlogEditor, MB-820 PDF Questions – Why Choose ValidExam.

You just have to study with valid and accurate Microsoft MB-820 practice material that is according to sections of the present Microsoft MB-820 exam content.

Latest updated Microsoft MB-820 Test Objectives Pdf Are Leading Materials & Top MB-820: Microsoft Dynamics 365 Business Central Developer

Our aim to help students not only earn, Then ValidExam License Program might MB-820 be perfect for you, More importantly, we also give you detailed explanations to ensure you fully understand how and why the answers are correct.

- Pass Guaranteed 2026 Microsoft MB-820: Microsoft Dynamics 365 Business Central Developer –Reliable Test Objectives Pdf ➡ Download { MB-820 } for free by simply searching on 《 www.practicevce.com 》 ☐ MB-820 Exam Cost
- MB-820 Exam Test Objectives Pdf - Useful Latest MB-820 Test Objectives Pass Success ☐ Open { www.pdfvce.com } enter { MB-820 } and obtain a free download ☐ Study MB-820 Test
- Certification MB-820 Exam Dumps ☐ MB-820 Exam Topics ☐ MB-820 Exam Cost ☐ Simply search for 《 MB-820 》 for free download on ➡ www.vce4dumps.com ☐ ☐ MB-820 Exam Cost
- Latest MB-820 Exam Torrent - MB-820 Quiz Prep -amp; MB-820 Quiz Torrent ☐ Search for ➡ MB-820 ☐ and obtain a free download on (www.pdfvce.com) ☐ MB-820 Exam Cost
- Study MB-820 Test ☐ MB-820 Real Testing Environment ☐ MB-820 Training Online ☐ Search on ☐ www.dumpsquestion.com ☐ for ➤ MB-820 ☐ to obtain exam materials for free download ☐ MB-820 Test Question

