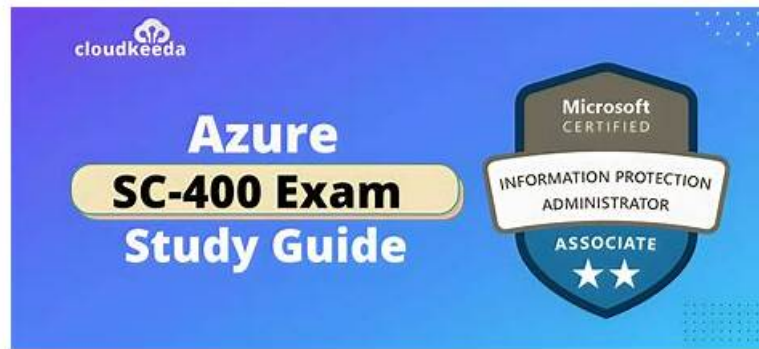


# Study SC-400 Test - Vce SC-400 Torrent



BTW, DOWNLOAD part of TestValid SC-400 dumps from Cloud Storage: <https://drive.google.com/open?id=1w1rMayyU9TrZq8QHHPkjtB5dc6vNkg9X>

Our track record is outstanding. With our actual Microsoft Information Protection Administrator (SC-400) exam questions, we have helped hundreds of SC-400 exam applicants in achieving success. We guarantee that if you use our real Microsoft Information Protection Administrator (SC-400) exam dumps you will clear the test in one go. And if you fail in this objective you can claim a full refund (terms and conditions apply). Excellent offers of TestValid don't stop here.

Microsoft SC-400 (Microsoft Information Protection Administrator) Exam is a certification exam designed for professionals who are responsible for implementing and managing Microsoft Information Protection solutions. Microsoft Information Protection is a comprehensive suite of tools and services that help organizations protect sensitive data and intellectual property. SC-400 Exam is designed to test the knowledge and skills of individuals in implementing and managing these solutions.

>> Study SC-400 Test <<

## Vce SC-400 Torrent | Pdf SC-400 Exam Dump

To practice for a Microsoft Information Protection Administrator in the software (free test), you should perform a self-assessment. The Microsoft SC-400 practice test software keeps track of each previous attempt and highlights the improvements with each attempt. The Microsoft SC-400 Mock Exam setup can be configured to a particular style & arrive at unique questions.

The Microsoft SC-400 exam covers a wide range of topics, including the implementation of Microsoft Information Protection solutions, configuration of data loss prevention policies, management of sensitivity labels, and implementation of Microsoft Cloud App Security. SC-400 Exam is designed to validate the candidate's ability to design and implement the right information protection solutions for their organization, ensuring data security and compliance with industry regulations.

## Microsoft Information Protection Administrator Sample Questions (Q16-Q21):

### NEW QUESTION # 16

You have a Microsoft 365 tenant that uses Microsoft Teams.

You need to ensure that all internal communication is stored for a minimum of seven years.

What should you create first?

- A. a Microsoft SharePoint Online site
- B. a Microsoft Exchange Online shared mailbox
- C. a retention label
- D. a retention label policy

**Answer: C**

Explanation:

In terms you have all documents share, a policy can't mark them, you need a label.

<https://docs.microsoft.com/en-us/microsoft-365/compliance/retention?view=o365-worldwide>

NEW QUESTION # 17

You have a Microsoft 365 E5 tenant that contains three groups named Group1, Group2, and Group3. You have the users shown in the following table.

Name	Member of
User1	Group1
User2	Group1, Group3
User3	Group2, Group3

You have the sensitivity labels shown in the following exhibit.

+ Create a label    Publish labels    Refresh

Name	Order
General	0 – lowest
▼ Confidential	1
Low	2
Medium	3
High	4
▼ Top Secret	5
Low	6
Medium	7
High	8 – highest

You have the label policies shown in the following table.

Name	Labels to publish	Group	Apply this default label to documents
Policy1	Confidential Confidential – Low Confidential – Medium Confidential – High	Group1	Confidential
Policy2	All labels	Group2	Confidential – Medium
Policy3	Confidential Confidential – Low Confidential – Medium Confidential – High Top Secret	Group3	Top Secret

For each of the following statements, select Yes if the statement is true. Otherwise, select No.

NOTE: Each correct selection is worth one point.

Statements	Yes	No
The Confidential label will be applied to all the documents created by User1.	<input type="radio"/>	<input type="radio"/>
User2 can apply the General label to all the documents created by User2.	<input type="radio"/>	<input type="radio"/>
User3 can change the label applied to a document created by User1.	<input type="radio"/>	<input type="radio"/>

Answer:

Explanation:

Statements	Yes	No
The Confidential label will be applied to all the documents created by User1.	<input checked="" type="radio"/>	<input type="radio"/>
User2 can apply the General label to all the documents created by User2.	<input type="radio"/>	<input checked="" type="radio"/>
User3 can change the label applied to a document created by User1.	<input checked="" type="radio"/>	<input type="radio"/>

Explanation

Text Description automatically generated

Statements	Yes	No
The Confidential label will be applied to all the documents created by User1.	<input type="radio"/>	<input type="radio"/>
User2 can apply the General label to all the documents created by User2.	<input type="radio"/>	<input type="radio"/>
User3 can change the label applied to a document created by User1.	<input type="radio"/>	<input type="radio"/>

Reference:

<https://docs.microsoft.com/en-us/microsoft-365/compliance/sensitivity-labels?view=o365-worldwide>

#### NEW QUESTION # 18

You have a Microsoft 365 tenant that uses Microsoft Teams.

You create a data loss prevention (DLP) policy to prevent Microsoft Teams users from sharing sensitive information.

You need to identify which locations must be selected to meet the following requirements:





\* Documents that contain sensitive information must not be shared inappropriately in Microsoft Teams.

\* If a user attempts to share sensitive information during a Microsoft Teams chat session, the message must be deleted immediately. Which three locations should you select? To answer, select the appropriate locations in the answer area. (Choose three.)

NOTE: Each correct selection is worth one point.

## Choose locations to apply the policy

We'll apply the policy to data that's stored in the locations you choose.






Status	Location	Included
<input type="radio"/> Off	 Exchange email	
<input type="radio"/> Off	 SharePoint sites	
<input type="radio"/> Off	 OneDrive accounts	
<input type="radio"/> Off	 Teams chat and channel messages	
<input type="radio"/> Off	 Microsoft Cloud App Security	

Answer:

Explanation:

## Choose locations to apply the policy

We'll apply the policy to data that's stored in the locations you choose

Status	Location	Included
<input type="radio"/> Off	 Exchange email	
<input type="radio"/> Off	 SharePoint sites	
<input type="radio"/> Off	 OneDrive accounts	
<input type="radio"/> Off	 Teams chat and channel messages	
<input type="radio"/> Off	 Microsoft Cloud App Security	

Explanation

Graphical user interface, application Description automatically generated



## Choose locations to apply the policy

We'll apply the policy to data that's stored in the locations you choose.

Status	Location	Included
<input type="checkbox"/> Off	Exchange email	<input type="checkbox"/>
<input type="checkbox"/> Off	SharePoint sites	<input type="checkbox"/>
<input type="checkbox"/> Off	OneDrive accounts	<input type="checkbox"/>
<input type="checkbox"/> Off	Teams chat and channel messages	<input type="checkbox"/>
<input type="checkbox"/> Off	Microsoft Cloud App Security	<input type="checkbox"/>

Reference:

<https://docs.microsoft.com/en-us/microsoft-365/compliance/dlp-microsoft-teams?view=o365-worldwide>

### NEW QUESTION # 19

You use project codes that have a format of three alphabetical characters that represent the project type, followed by three digits, for example Abc123.

You need to create a new sensitive info type for the project codes.

How should you configure the regular expression to detect the content? To answer, select the appropriate options in the answer area.

NOTE: Each correct selection is worth one point.

(\s)(	<div><div></div><div><div>[aA]{3}</div><div>[abc]{3}</div><div>[alpha]{3}</div><div>[a-zA-Z]{3}</div></div></div>	\	<div><div></div><div><div>d{000-999}</div><div>d{123}</div><div>d{3}</div></div></div>	) (\s)
-------	---	---	--	--------

Answer:

Explanation:

Reference:

### NEW QUESTION # 20

Name	Role
User1	Owner
User2	Member

Name	Retention period	During the retention period
Retention1	5 years	Mark items as a record
Retention2	5 years	Mark items as a regulatory record

Name	Applied retention label
File1	Retention1
File2	Retention2

**Answer Area**

**Answer:**

Answer Area

Statements	Yes	No
User1 can delete File2.	<input checked="" type="radio"/>	<input type="radio"/>
User2 can rename File1.	<input type="radio"/>	<input checked="" type="radio"/>
User1 can apply Retention2 to File1.	<input type="radio"/>	<input checked="" type="radio"/>

• • • • •

**Vce SC-400 Torrent:** <https://www.testvalid.com/SC-400-exam-collection.html>

- 2026 Latest TestValid SC-400 PDF Dumps and SC-400 Exam Engine Free Share: <https://drive.google.com/open?id=1w1rMavyU9TrZq8QHHPkjtB5dc6vNke9X>

2026 Latest TestValid SC-400 PDF Dumps and SC-400 Exam Engine Free Share: <https://drive.google.com/open?id=1w1rMavyU9TrZq8QHHPkjtB5dc6vNke9X>