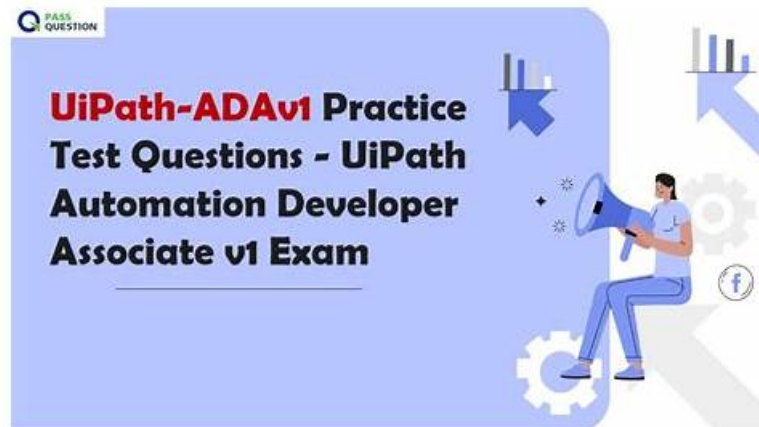


Study UiPath UiPath-ADAv1 Plan, UiPath-ADAv1 Reliable Test Experience



BTW, DOWNLOAD part of It-Tests UiPath-ADAv1 dumps from Cloud Storage: <https://drive.google.com/open?id=15JxJJ1w4mp85VEpEMJeGvBTDLi3dpmOk>

There are some loopholes or systemic problems in the use of a product, which is why a lot of online products are maintained for a very late period. The UiPath-ADAv1 study materials are not exceptional also, in order to let the users to achieve the best product experience, if there is some learning platform system vulnerabilities or bugs, we will check the operation of the UiPath-ADAv1 study materials in the first time, let the professional service personnel to help user to solve any problems. The UiPath-ADAv1 Study Materials have many professionals, and they monitor the use of the user environment and the safety of the learning platform timely, for there are some problems with those still in the incubation period of strict control, thus to maintain the UiPath-ADAv1 study materials timely, let the user comfortable working in a better environment. Believe it or not, we face the more intense society, and we should prompt our competitiveness to make our dreams come true.

It-Tests offers UiPath UiPath-ADAv1 exam dumps that every candidate can rely on to get success on the first take. The registration fee for the UiPath-ADAv1 real certification test is considerably expensive. That is why a It-Tests has launched a budget-friendly UiPath UiPath-ADAv1 updated study material compared to other brands in the market. We also save you money with up to 1 year of free UiPath UiPath-ADAv1 Exam Questions updates. For customer satisfaction, a free demo version of the UiPath Automation Developer Associate v1 Exam (UiPath-ADAv1) exam product is also available so that users may check its authenticity before even buying it. Don't miss this opportunity of buying an updated and affordable UiPath Automation Developer Associate v1 Exam (UiPath-ADAv1) exam product.

>> Study UiPath UiPath-ADAv1 Plan <<

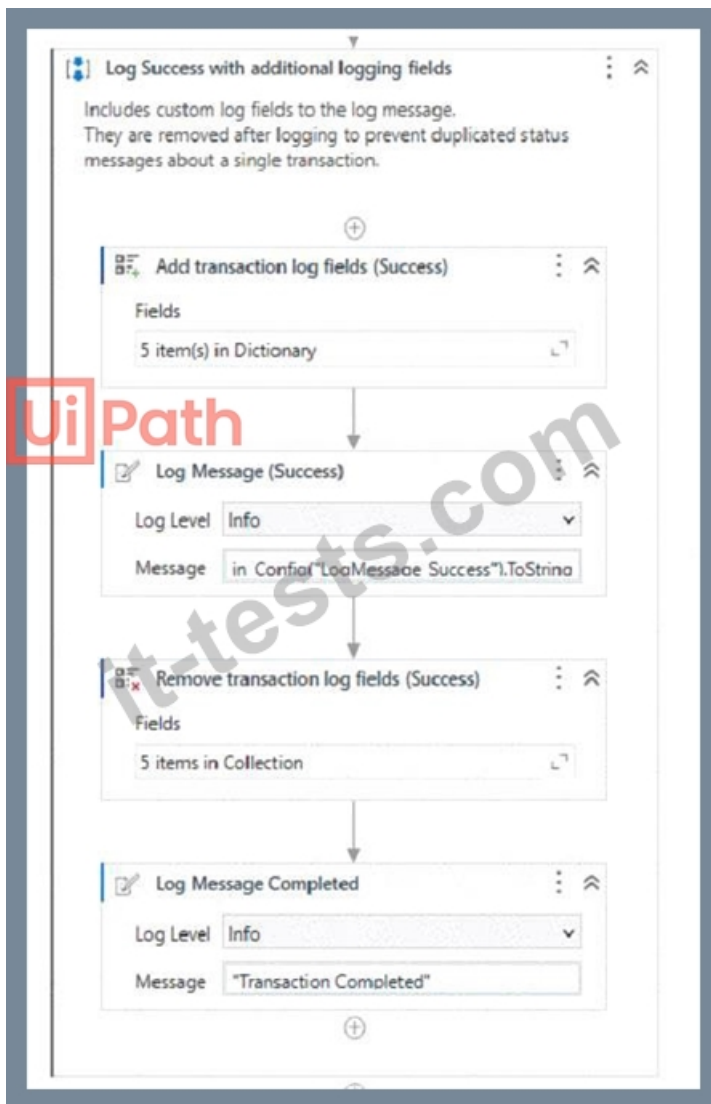
UiPath UiPath-ADAv1 Reliable Test Experience | UiPath-ADAv1 Pass4sure Exam Prep

If you are going to prepare for the UiPath-ADAv1 exam in order to get the related certification and improve yourself, you are bound to be very luck. Because you meet us, we are willing to bring a piece of good news for you. With the joint efforts of all parties, our company has designed the very convenient and useful UiPath-ADAv1 Study Materials. More importantly, the practices have proven that the study materials from our company have helped a lot of people achieve their goal and get the related certification.

UiPath Automation Developer Associate v1 Exam Sample Questions (Q180-Q185):

NEW QUESTION # 180

A developer is using the REFramework template to automate a process. In "SetTransactionStatus" file, there is the following sequence of activities, where the last Log Message activity was added by the developer:



The configuration for Add Log Fields and Remove Log Fields activities are shown below:
Add transaction log fields (Success)

Dictionary

Add transaction log fields (Success) > Fields (Dictionary<String,InArgument>)

The collection of string arguments to be added to every subsequent log line.

Key	Type	Value
logF_TransactionStatus	String	{ } "Success"
logF_TransactionNumber	String	{ } io_TransactionNumber.ToStr
logF_TransactionID	String	{ } in_TransactionID
logF_TransactionField1	String	{ } in_TransactionField1
logF_TransactionField2	String	{ } in_TransactionField2

Add entry Save Cancel

Collection Builder

Remove transaction log fields (Success) > Fields (List<InArgument<String>>)

The collection of string arguments to be removed from subsequent log lines.

{ } "logF_TransactionStatus"
{ } "logF_TransactionNumber"
{ } "logF_TransactionID"
{ } "logF_TransactionField1"
{ } "logF_TransactionField2"

The developer runs the process and notices the argument values for the first transaction are:

in_TransactionID = "07/18/2023 10:27:29"

io_TransactionNumber = 1

in_TransactionField1 = "UI235-80"

in_TransactionField2 = "Update Request"

Which of the following Log Message Details will be displayed when executing the activity Log Message Completed for the first transaction, considering it is successful?

- A. "message": "Transaction Completed",
 "level": "Information",
 "logType": "User",
 "timeStamp": "10:30:19",
 "fileName": "SetTransactionStatus",
 "processVersion": "1.0.0",
 "jobId": "cb865477-35f8-4c0a-93e9-e4f4246223f2",

- ```

"robotName": "test.robot",
"machineId": 0,
"logF_TransactionField2": "Update Request",
"logF_TransactionID": "07/18/2023 10:27:29",
"logF_BusinessProcessName": "Framework",
"logF_TransactionNumber": "1",
"logF_TransactionField1": "UI235-80",
"logF_TransactionStatus": "Success"

```
- B. "message": "Transaction Completed",  
 "level": "Information",  
 "logType": "User",  
 "timeStamp": "10:30:19",  
 "fileName": "SetTransactionStatus",  
 "processVersion": "1.0.0",  
 "jobId": "59325301-680a-4d55-a81b-56ca1f369c12",  
 "robotName": "test.robot",  
 "machineId": 0,  
 "logF\_TransactionField2": empty,  
 "logF\_TransactionStatus": empty,  
 "logF\_TransactionID": empty,  
 "logF\_BusinessProcessName": "Framework",  
 "logF\_TransactionNumber": empty,  
 "logF\_TransactionField1": empty  
 }
  - C. "message": "Transaction Completed",  
 "level": "Information",  
 "logType": "User",  
 "timeStamp": "10:30:19",  
 "fileName": "SetTransactionStatus",  
 "processVersion": "1.0.0",  
 "jobId": "59325301-680a-4d55-a81b-56ca1f369c12",  
 "robotName": "test.robot",  
 "machineId": 0,  
 "logF\_TransactionField2": ""  
 "logF\_TransactionStatus":  
 "logF\_TransactionID": "",  
 "logF\_BusinessProcessName": "Framework",  
 "logF\_TransactionNumber": ""  
 "logF\_TransactionField1":  
 }
  - D. "message": "Transaction Completed",  
 "level": "Information",  
 "logType": "User",  
 "timeStamp": "10:30:19",  
 "fileName": "SetTransactionStatus",  
 "processVersion": "1.0.0",  
 "jobId": "f8a36a46-8ebc-40df-8f71-26b39087ebee",  
 "robotName": "test.robot",  
 "machineId": 0,  
 "logF\_BusinessProcessName": "Framework"  
 }

**Answer: A**

Explanation:

The Log Message activity is used to write a diagnostic message at a specified level to the output panel, the log file, and Orchestrator1. The message can include custom log fields that are added by the Add Log Fields activity and removed by the Remove Log Fields activity2. In this case, the developer has added six log fields in the Add transaction log fields (Success) sequence and removed three of them in the Remove transaction log fields sequence. Therefore, the remaining three log fields (logF\_TransactionField2, logF\_TransactionID, and logF\_TransactionStatus) will be displayed along with the default log fields (message, level, logType, timeStamp, fileName, processVersion, jobId, robotName, and machineId) when executing the Log

Message Completed activity. The values of the log fields will be taken from the corresponding arguments of the Set Transaction Status activity.

References:

- \* Add Log Fields activity documentation from UiPath
- \* Remove Log Fields activity documentation from UiPath
- \* Log Message activity documentation from UiPath

### NEW QUESTION # 181

What is the default priority value for the Job Priority field in UiPath Orchestrator when starting a job manually?

- A. Low
- **B. Medium**
- C. Inherited
- D. High

**Answer: B**

Explanation:

Explanation

The Job Priority field in UiPath Orchestrator is used to specify the priority of a job when it is added to a queue of pending jobs on the same robot. The priority can be set to Low, Medium, High, or Inherited. The Inherited option means that the priority is inherited from the trigger that started the job. When starting a job manually, the default priority value is Medium, which means that the job will be executed after any high-priority jobs and before any low-priority jobs in the queue. (UiPath Orchestrator documentation1)

References:

1: Starting a Job - UiPath Orchestrator.

### NEW QUESTION # 182

Which of the following properties can be modified once global constants and variables are created?

- A. Name
- B. Scope
- C. Data Type
- **D. Value**

**Answer: D**

Explanation:

Comprehensive and Detailed In-Depth Explanation:

# Key Difference Between Constants and Variables:

\* Constants: Values cannot be changed at runtime.

\* Variables: Values can be modified at runtime.

# Only the "Value" of a variable can be modified after creation.

Step-by-Step Execution Guide: Updating a Variable's Value

1## Define a variable:

vb

CopyEdit

Dim TotalAmount As Double = 1000

2## Modify the Value in the Workflow:

vb

CopyEdit

TotalAmount = 1200 ' # Allowed

# This allows dynamic data processing!

Why the other options are incorrect?

# B. Data Type - Once set, the data type cannot be changed. # C. Scope - The scope is fixed once defined.


# D. Name - Renaming a variable breaks dependencies.

# Reference:

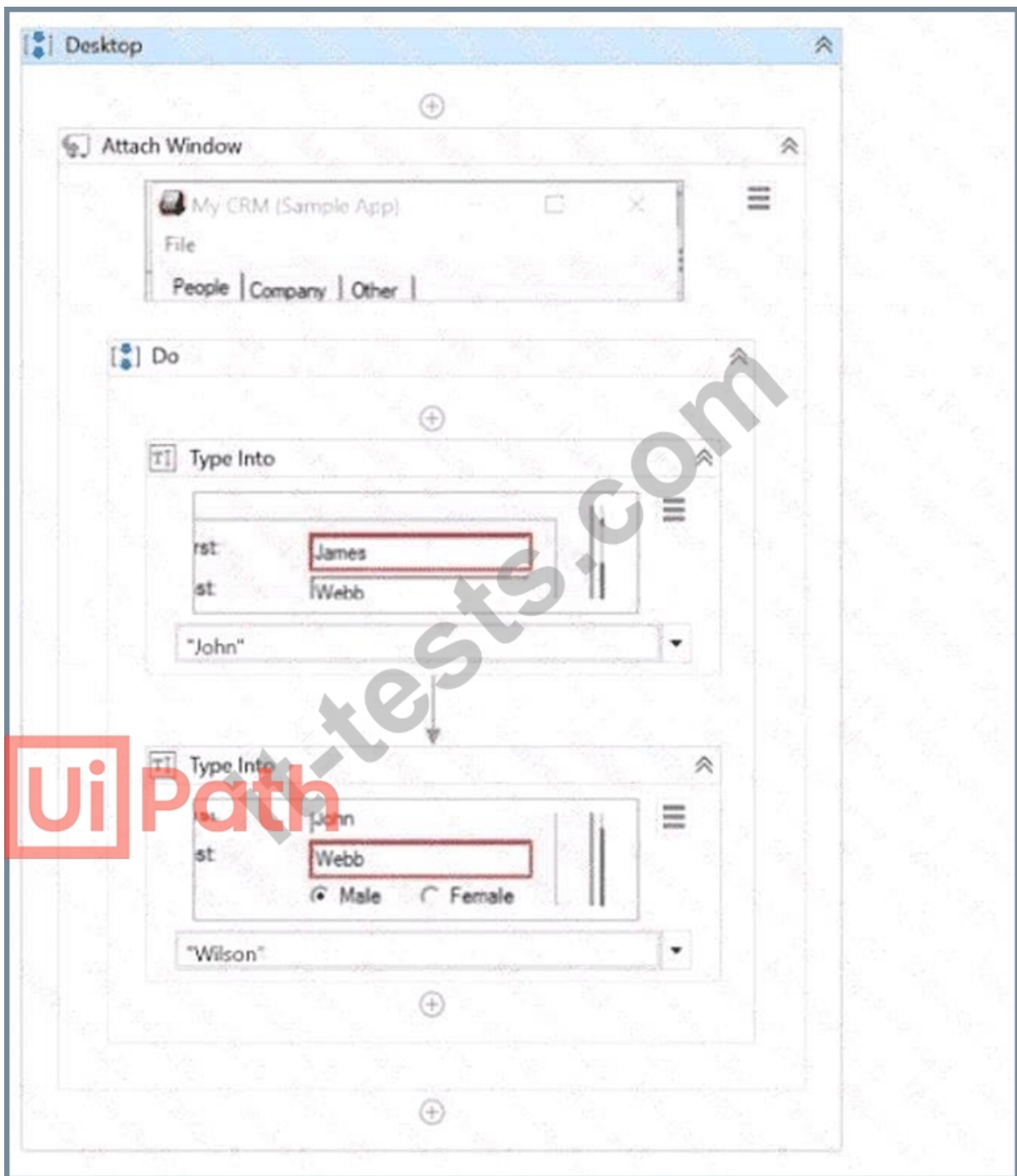
\* UiPath Documentation: Variables and Constants

### NEW QUESTION # 183

What represents a sequence that contains an activity with a partial selector?

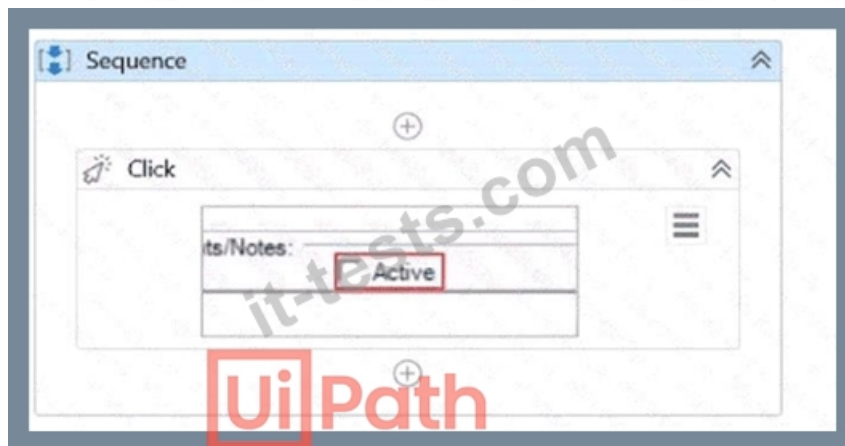
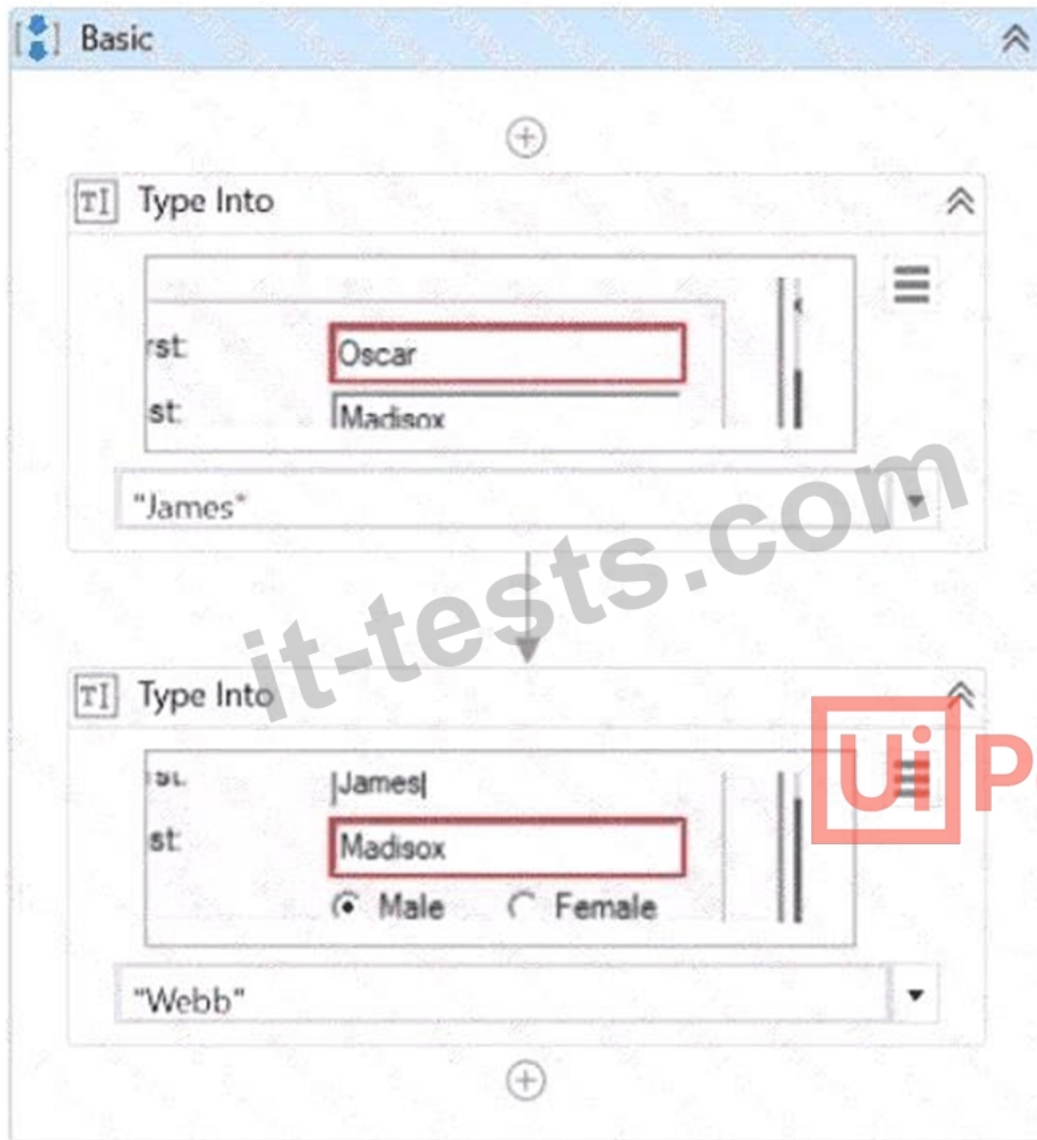


- A.
- B.



- C.





- D.

**Answer: D**

**Explanation:**

A partial selector is a selector that does not contain the information about the top-level window. A partial selector is usually generated when a UI Automation activity is included in a container activity, such as Attach Browser or Attach Window, that has a full selector of the outer window. This way, the UI Automation activity can use the partial selector relative to the container, instead of the full selector from the root. A partial selector is indicated by the icon in the Properties panel of the UI Automation activity. In this question, the sequence that contains an activity with a partial selector is Option B, where the Click activity has the partial selector icon and is enclosed in an Attach Window activity. The other options have activities with full selectors, indicated by the icon. Therefore, the answer is B. Option B. References: Full Versus Partial Selectors, Selectors



#### NEW QUESTION # 184

You are invoking a workflow file called "SecondaryWorkflow.xaml" from "PrimaryWorkflow.xaml". The following shows the Import Arguments panel of the Invoke Workflow File activity:



In addition, the following reflects the Arguments panel in "SecondaryWorkflow.xaml":



You use a Log Message activity in "SecondaryWorkflow.xaml" to print the value of the argument "in\_Message". What is the expected result of executing "PrimaryWorkflow.xaml"?

- A. Log message "This is the second file".
- **B. Log message "Invoked from the first file".**
- C. The Log Message activity displays an empty string.
- D. A System.ArgumentException is thrown at the Invoke Workflow File activity.

**Answer: B**

Explanation:

In the given scenario, the "SecondaryWorkflow.xaml" is invoked from "PrimaryWorkflow.xaml" with an argument "in\_Message".

The Import Arguments panel of the Invoke Workflow File activity in

"PrimaryWorkflow.xaml" is showing that the value "Invoked from the first file" is passed to

"SecondaryWorkflow.xaml". Since the "SecondaryWorkflow.xaml" has an argument "in\_Message" with the default value "This is the second file", this default value is overridden by the value provided during the invoke action. Therefore, when the Log Message activity in "SecondaryWorkflow.xaml" is executed, it will log "Invoked from the first file", making option B correct.

References:

UiPath Studio Guide: Invoking a Workflow

#### NEW QUESTION # 185

.....

To do this you just need to enroll in UiPath UiPath-ADAv1 exam and strive hard to pass the UiPath Automation Developer

**UiPath-ADAv1 Reliable Test Experience:** <https://www.it-tests.com/UiPath-ADAv1.html>

This study also reported varying values for different UiPath-ADAv1 certifications, That's not a topic that's well known or well covered. Now, increasing people struggle for the UiPath Certified Professional - Developer Track actual test, but the difficulty of the UiPath-ADAv1 Actual Questions and the limited time make your way to success tough.

So you can put yourself in the UiPath-ADAv1 exam training study with no time waste, So don't be hesitated to buy our UiPath-ADAv1 exam materials and take action immediately.

New UiPath-ADAv1 study questions pdf in less time.

- [illegible]

building.lv, study.stcs.edu.np, lms.ait.edu.za, myportal.utt.edu.tt, myportal.utt.edu.tt, myportal.utt.edu.tt, myportal.utt.edu.tt,  
myportal.utt.edu.tt, myportal.utt.edu.tt, myportal.utt.edu.tt, myportal.utt.edu.tt, myportal.utt.edu.tt, myportal.utt.edu.tt,  
Disposable vapes

P.S. Free 2026 UiPath UiPath-ADAv1 dumps are available on Google Drive shared by It-Tests: <https://drive.google.com/open?id=15JxJJ1w4np85VEpEMJeGvBTDLi3dpmOk>