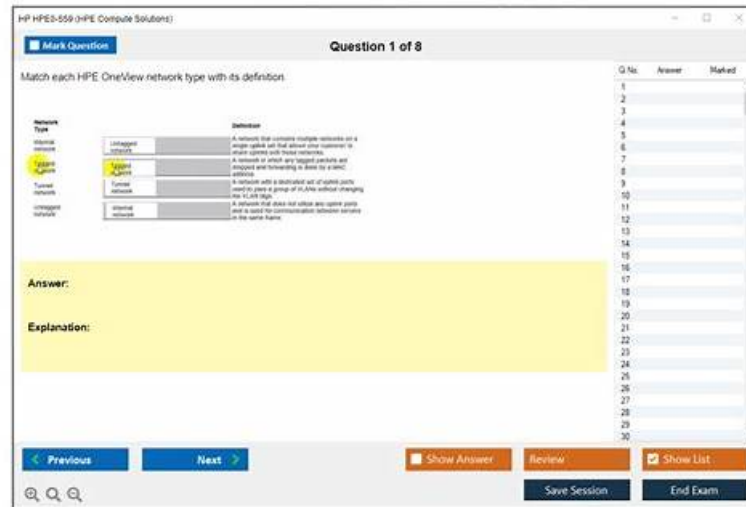


HPE0-S59 Practice Exam Pdf & Latest HPE0-S59 Braindumps Sheet



What's more, part of that VCETorrent HPE0-S59 dumps now are free: https://drive.google.com/open?id=19winiRW_gCj9bzwXJ4w7ckSEW3gsJ6_

Any questions related with our HPE0-S59 study prep will be responded as soon as possible, and we take good care of each exam candidates' purchase order, sending the updates for you and solve your questions on our HPE0-S59 exam materials 24/7 with patience and enthusiasm. So do not capitulate to difficulties, because we will resolve your problems of the HPE0-S59 Training Materials. You will get the most useful help form our service on the HPE0-S59 training guide.

To successfully pass the HP HPE0-S59 certification exam, candidates are required to have a strong understanding of HPE compute technologies, including HPE ProLiant Gen10, HPE BladeSystem, HPE Synergy, and HPE SimpliVity. They also need to be familiar with HPE compute solution design, deployment, management, and troubleshooting. HPE0-S59 Exam consists of 60 multiple-choice questions and candidates are given 105 minutes to complete it. Upon passing the exam, candidates will receive the HP HPE0-S59 certification, which is a valuable asset for IT professionals seeking to advance their careers in the field of HPE compute solutions.

>>> HPE0-S59 Practice Exam Pdf <<<

Quiz HP - Accurate HPE0-S59 - HPE Compute Solutions Practice Exam Pdf

Learning our HPE0-S59 study materials will fulfill your dreams. Nothing will stop you as long as you are rich. Also, respect and power is gained through knowledge and skills. If you want to get a higher position in the company, you must have the ability to defeat other excellent colleagues. Just come to our website and pick the HPE0-S59 training engine. And you will become the best with our HPE0-S59 learning questions.

HPE Compute Solutions Sample Questions (Q25-Q30):

NEW QUESTION # 25

Your customer has the following HPE Synergy setup

- 3 HPE Synergy 12000 Frames
- 4 HPE Virtual Connect SE 100 Gb F32 Modules
- 2 HPE Synergy 50 GO Interconnect Link Modules
- 36 HPE Synergy 480 Gen10 Plus compute modules
- 2 HPE Composer 2 modules

Which statement about this setup is true?

- A. To manage all frames, the customer must buy two additional HPE Composer 2 modules
- B. To use all compute nodes, the customer must create at least two logical enclosures
- C. The customer can add one D3940 storage Module to each of the frames

- D. The customer must buy 36 HPE OneView Advanced licenses to manage compute modules

Answer: D

NEW QUESTION # 26

Put the steps of the HPE InfoSight flow in the correct order.



Answer:

Explanation:



Explanation:

(observing, learning, predicting, recommending, acting)

* Observing: The first step involves collecting and monitoring data from the infrastructure. HPE InfoSight continuously gathers telemetry data from various components, including storage, compute, and networking devices.

* Learning: In this step, the collected data is analyzed to identify patterns and trends. Machine learning algorithms process the data to understand the normal behavior of the system and detect anomalies.

* Predicting: Based on the learned patterns, HPE InfoSight can predict potential issues before they occur. This predictive analysis helps in identifying areas that might cause problems in the future.

* Recommending: After predicting potential issues, HPE InfoSight provides actionable recommendations to prevent or resolve these issues. These recommendations are based on best practices and the vast amount of data analyzed by InfoSight.

* Acting: Finally, the recommendations are implemented to optimize the performance and reliability of the infrastructure. This step may involve configuring settings, applying updates, or other actions to maintain the health of the system.

NEW QUESTION # 27

Your customer has the following HPE Synergy setup:

- Three frames fully populated with HPE Synergy 480 Gen10 Plus modules and 25Gb/s downlink speed formulating a single logical enclosure
- Two HPE Virtual Connect SE 100Gb F32 Module for Synergy
- Four HPE Synergy 50Gb interconnect Link Module
- Six HPE Synergy Virtual Connect SE 32Gb FC Modules

The customer needs to add a frame.

Which statement about the expansion of this setup is true?

- A. The customer has to create a new logical enclosure for the additional frame
- B. The additional frame cannot have 12Gb SAS connection modules installed
- C. The additional frame must have HPE Virtual Connect FC modules installed
- D. The customer can grow the existing logical enclosure up to 5 frames

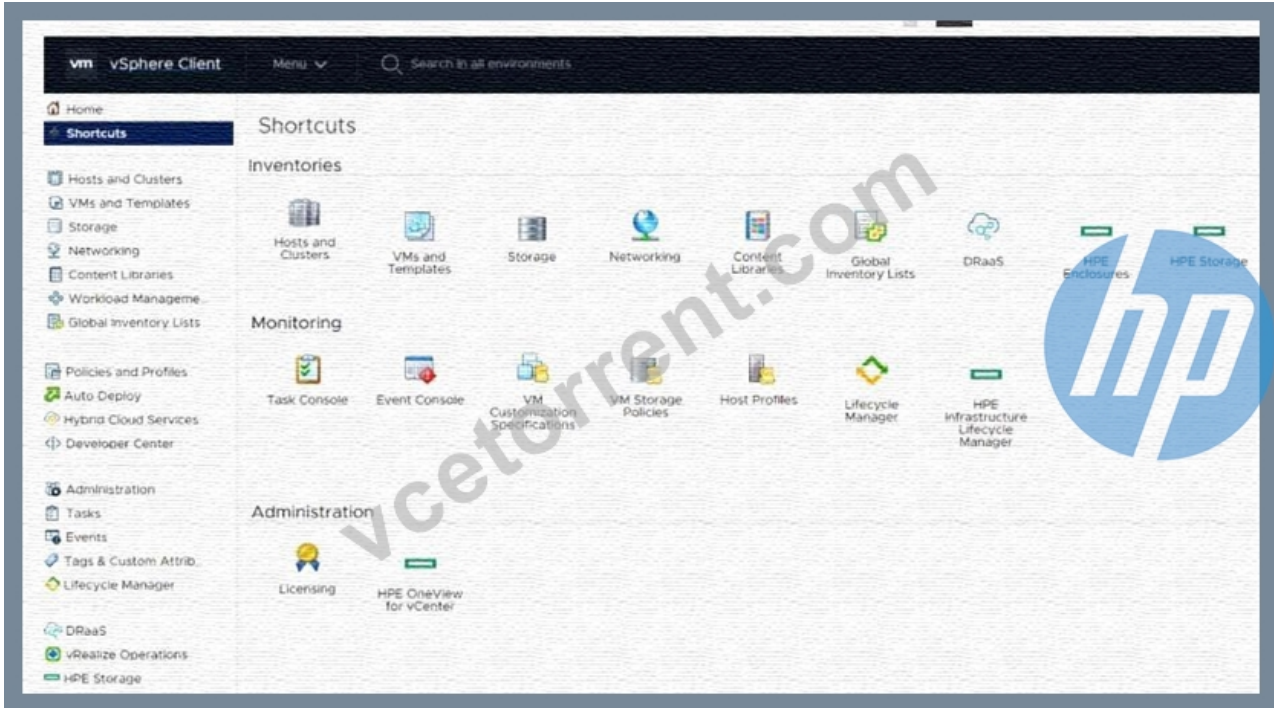
Answer: D

Explanation:

HPE Synergy allows scaling of logical enclosures up to 5 frames. Given the current setup of three frames fully populated with HPE Synergy 480 Gen10 Plus modules and other specified components, the customer can add another frame to the existing logical enclosure. This flexibility in scaling ensures that the logical enclosure can be expanded without the need to create a new logical enclosure, provided that the necessary interconnect modules are in place.

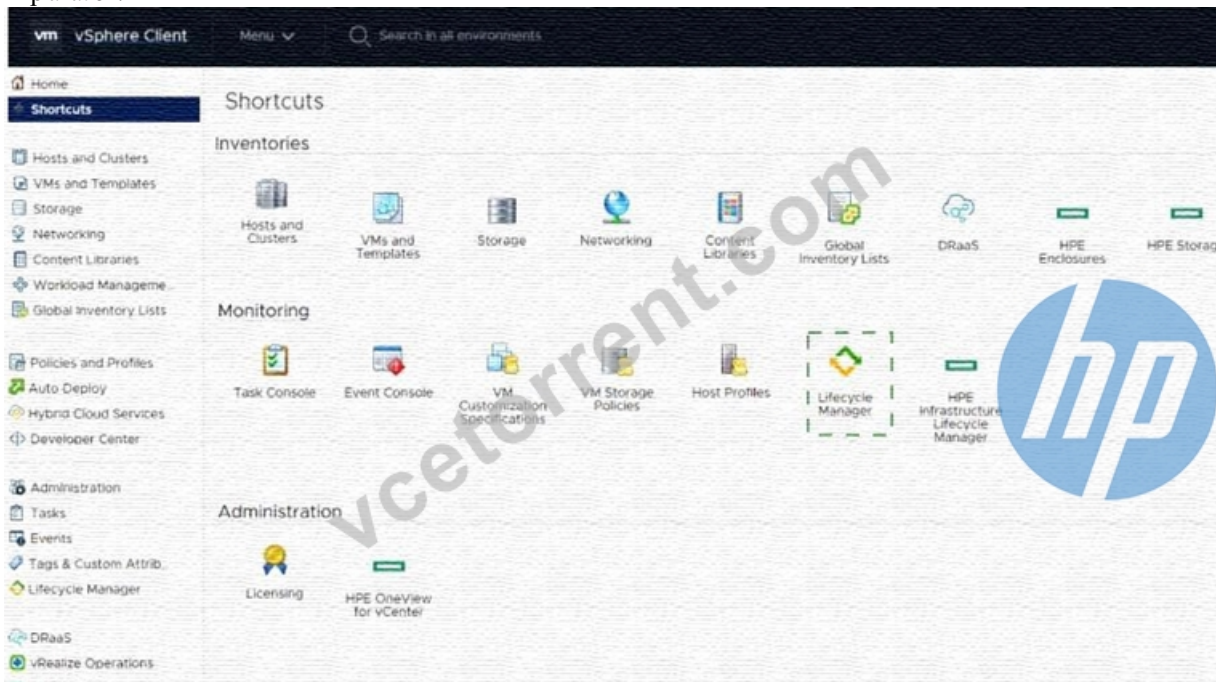
NEW QUESTION # 28

Click the option that will allow you to change the ESXi image used In an OS Deployment Plan.



Answer:

Explanation:



Explanation:

The Lifecycle Manager in the vSphere Client interface is used for managing and updating ESXi hosts, including changing the ESXi image used in an OS Deployment Plan. This tool allows administrators to import, export, and apply different ESXi images, ensuring that the hosts are running the desired version and configuration of ESXi.

NEW QUESTION # 29

Your customer plans to use HPE OneView for VMware vCenter Server to deploy ESXi systems. They created a server profile template that they want to use in HPE OneView.

Put the steps required to configure HPE OneView for VMware vCenter Server on the left into their correct order on the right.



Answer:

Explanation:



Explanation:

To configure HPE OneView for VMware vCenter Server to deploy ESXi systems, follow these steps in the correct order:

- * Add HPE OneView credentials to the vCenter Server and create OS Deployment Plan.
- * Add vCenter Server to HPE OneView for VMware vCenter Server.
- * Upload HPE-friendly ESXi image.
- * Deploy new ESXi systems using vCenter Server interface.
- * Add HPE OneView credentials to the vCenter Server and create OS Deployment Plan: Integrate HPE OneView with vCenter Server by adding the necessary credentials and setting up the OS Deployment Plan.
- * Add vCenter Server to HPE OneView for VMware vCenter Server: Ensure that vCenter Server is added to HPE OneView for VMware vCenter Server to enable communication and management.
- * Upload HPE-friendly ESXi image: Upload an ESXi image that is optimized for HPE hardware to the vCenter Server for use in the deployment process.
- * Deploy new ESXi systems using vCenter Server interface: Use the vCenter Server interface to deploy new ESXi systems based on the created server profile template and the uploaded ESXi image.

These steps ensure a seamless deployment and management of ESXi systems using HPE OneView integrated with VMware vCenter Server.

NEW QUESTION # 30

.....

After you use HPE0-S59 exam materials and pass the exam successfully, you will receive an internationally certified certificate. After that, you will get a lot of promotion opportunities. You must be very clear about what this social opportunity means! In other words, HPE0-S59 Study Materials can help you gain a higher status and salary. And your life will become better and better. Just trust in our HPE0-S59 practice engine, you will get what you want.

Latest HPE0-S59 Braindumps Sheet: <https://www.vcetorrent.com/HPE0-S59-valid-vce-torrent.html>

- HPE0-S59 Detailed Study Plan □ HPE0-S59 New Study Questions □ HPE0-S59 Detailed Study Plan □ Open website { www.practicevce.com } and search for “HPE0-S59” for free download □ HPE0-S59 Customizable Exam Mode
- First-grade HPE0-S59 Practice Exam Pdf, Latest HPE0-S59 Braindumps Sheet □ Search for [HPE0-S59] and easily obtain a free download on ➤ www.pdfvce.com □ □ Exam HPE0-S59 Reviews
- Exam HPE0-S59 Discount □ HPE0-S59 Exam Revision Plan □ HPE0-S59 Detailed Study Plan □ Download 《 HPE0-S59 》 for free by simply entering ☀ www.troytecdumps.com □ ☀ □ website □ HPE0-S59 PDF Guide
- First-rank HPE0-S59 Exam Preparation: HPE Compute Solutions boosts the Most Efficient Training Dumps - Pdfvce □

[illegible]

BTW, DOWNLOAD part of VCETorrent HPE0-S59 dumps from Cloud Storage: https://drive.google.com/open?id=19winiRW_gCj9bzwXJ4w7ckSEWL3gsJ6_