

2026 PL-300 Pass Test Guide | High-quality Latest PL-300 Test Format: Microsoft Power BI Data Analyst



BONUS!!! Download part of Real4dumps PL-300 dumps for free: https://drive.google.com/open?id=1hlu5yYAs6r_cKwGDRJGrCAtCElOpIT_U

As a prestigious and famous IT exam dumps provider, Real4dumps has served for the IT practitioners & amateurs for decades of years. Real4dumps has helped lots of IT candidates pass their PL-300 actual exam test successfully with its high-relevant & best quality PL-300 exam dumps. Real4dumps has created professional and conscientious IT team, devoting to the research of the IT technology, focusing on implementing and troubleshooting. PL-300 Reliable Exam Questions & answers are the days & nights efforts of the experts who refer to the IT authority data, summarize from the previous actual test and analysis from lots of practice data. So the authority and validity of Microsoft PL-300 exam training dumps are without any doubt. You can pass your PL-300 test at first attempt.

This is a printable PL-300 PDF dumps file. The PL-300 PDF dumps enables you to study without any device, as it is a portable and easily shareable format, thus you can study PL-300 dumps on your preferred smart device such as your smartphone or in hard copy format. Once downloaded from the website, you can easily study from the Microsoft PL-300 Exam Questions compiled by our highly experienced professionals as directed by the Microsoft exam syllabus.

>> PL-300 Pass Test Guide <<

2026 PL-300 Pass Test Guide: Microsoft Power BI Data Analyst - High-quality Microsoft Latest PL-300 Test Format

Our PL-300 practice materials compiled by the most professional experts can offer you with high quality and accuracy practice materials for your success. Up to now, we have more than tens of thousands of customers around the world supporting our PL-300 exam torrent. If you are unfamiliar with our PL-300 Study Materials, please download the PL-300 free demos for your reference, and to some unlearned exam candidates, you can master necessities by our PL-300 practice materials quickly. So our PL-300 materials are elemental materials you cannot miss.

Microsoft Power BI Data Analyst Sample Questions (Q230-Q235):

NEW QUESTION # 230

You need to grant access to the business unit analysts.

What should you configure? To answer, select the appropriate options in the answer area.

NOTE: Each correct selection is worth one point.

Answer Area

Permissions required in powerbi.com:

Access permissions to an app

The Member role to the workspace

The Viewer role to the workspace

Permissions for the profit and loss dataset:

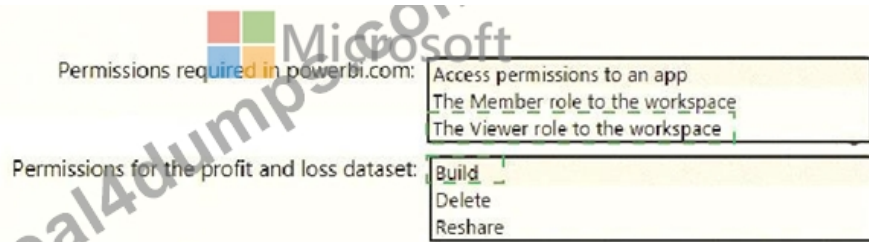
Build

Delete

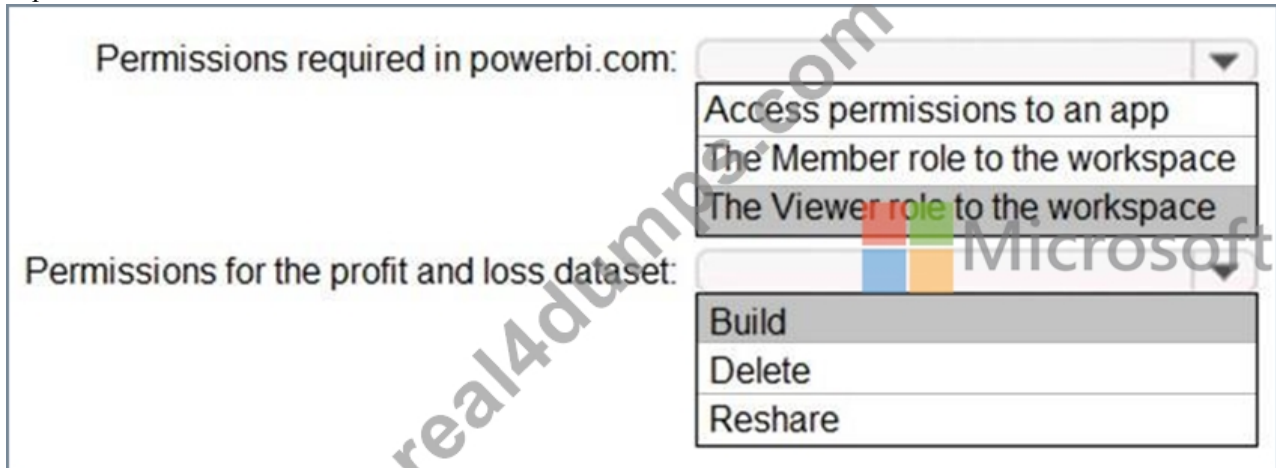
Reshare

Answer:

Explanation:
Answer Area



Explanation:



Box 1: The Viewer role to the workspace

The Viewer role gives a read-only experience to its users. They can view dashboards, reports, or workbooks in the workspace, but can't browse the datasets or dataflows. Use the Viewer role wherever you would previously use a classic workspace set to "Members can only view Power BI content".

Capability	Admin	Member	Contributor	Viewer
Update and delete the workspace.	X			
Add/remove people, including other admins.	X			
Add members or others with lower permissions.	X	X		
Publish and update an app.	X	X		
Share an item or share an app.	X	X		
Allow others to reshare items.	X	X		
Create, edit, and delete content in the workspace.	X	X	X	
Publish reports to the workspace, delete content.	X	X	X	
View an item.	X	X	X	X
Create a report in another workspace based on a dataset in this workspace.	X	X	X	X ¹
Copy a report.	X	X	X	X ¹

Box 2: Build

The analysts must be able to build new reports from the dataset that contains the profit and loss data.

Scenario: The reports must be made available to the board from powerbi.com.

The analysts responsible for each business unit must see all the data the board sees, except the profit and loss data, which must be restricted to only their business unit's data. The analysts must be able to build new reports from the dataset that contains the profit and loss data, but any reports that the analysts build must not be included in the quarterly reports for the board. The analysts must not be able to share the quarterly reports with anyone.

Reference:

<https://www.nickyvv.com/2019/08/the-new-power-bi-workspace-viewer-role-explained.html>

NEW QUESTION # 231

You have a CSV file that contains user complaints. The file contains a column named Logged. Logged contains the date and time each complaint occurred. The data in Logged is in the following format: 2018-12-31 at 08:59. You need to be able to analyze the complaints by the logged date and use a built-in date hierarchy. What should you do?

- A. Create a column by example that starts with 2018-12-31.
- B. split the Logged column by using at as the delimiter.
- C. Apply a transformation to extract the last 11 characters of the Logged column and set the data type of the new column to Date.
- **D. Apply a transformation to extract the first 11 characters of the Logged column.**

Answer: D

Explanation:

According to Microsoft Certified: Power BI Data Analyst Associate1, Power Query Editor is a tool that lets you connect to one or many data sources, shape and transform the data to meet your needs, then load that model into Power BI Desktop2.

One of the transformations you can perform in Power Query Editor is extract date from text, which creates a date value from a textual representation3. For example, given a text column like this:

Logged

2018-12-31 at 08:59

2019-01-01 at 09:15

You can extract the date part by using the Date.FromText function with a specific format4. The result will be:

Logged

Date

2018-12-31 at 08:59

2018-12-31

2019-01-01 at 09:15

2019-01-01

This makes it possible to use a built-in date hierarchy for analysis.

NEW QUESTION # 232

You use Power BI Desktop to create a Power BI data model and a blank report. You need to add the Word Cloud visual shown in the following exhibit to the report.



The solution must minimize development effort


Which three actions should you perform in sequence? To answer, move the appropriate actions from the list of actions to the answer

area and arrange them in the correct order.

Actions

- From Power BI Desktop, get the Word Cloud visual from Microsoft AppSource.
- From a web browser, download the PBIVIZ file for the Word Cloud visual from Microsoft AppSource.
- Format the data colors and title.
- Populate the drillthrough fields.
- Populate the Category, Value, and Excludes fields.

Answer Area



Answer:


Explanation:

Actions

- From Power BI Desktop, get the Word Cloud visual from Microsoft AppSource.
- From a web browser, download the PBIVIZ file for the Word Cloud visual from Microsoft AppSource.
- Format the data colors and title.
- Populate the drillthrough fields.
- Populate the Category, Value, and Excludes fields.

Answer Area

- From a web browser, download the PBIVIZ file for the Word Cloud visual from Microsoft AppSource.
- Populate the drillthrough fields.
- Format the data colors and title.



Explanation:

Answer Area



- From a web browser, download the PBIVIZ file for the Word Cloud visual from Microsoft AppSource.
- Populate the drillthrough fields.
- Format the data colors and title.

NEW QUESTION # 233

You are creating an analytics report that will consume data from the tables shown in the following table.

Table name	Column name	Data type
Sales	sales_id	Integer
	sales_date	Datetime
	Customer_id	Integer
	sales_amount	Floating
	employee_id	Integer
	sales_ship_date	Datetime
	store_id	Varchar(100)
Employee	employee_id	Integer
	first_name	Varchar(100)
	last_name	Varchar(100)
	employee_photo	Binary

There is a relationship between the tables.

There are no reporting requirements on employeejd and employee_photo.

You need to optimize the data model

What should you configure for employeejd and employee.photo? To answer, select the appropriate options in the answer area.

Answer Area

Employee_id:	Change Type
	Delete
	Hide
	Sort

Employee_photo:	Change Type
	Delete
	Hide
	Sort

Answer:

Explanation:

Answer Area	Microsoft	Employee_id:	Change Type
			Delete
			Hide
			Sort
		Employee_photo:	Change Type
			Delete
			Hide
			Sort

Reference:

<https://tessellationtech.io/optimizing-power-bi-reports/>

NEW QUESTION # 234

Your company plans to use Power BI for 20 users in the sales department. The users will perform the following tasks:

Access a published Power BI app

Modify reports in an app workspace

Share dashboards created in My Workspace

You need to identify which Power BI licenses are required for the tasks. The solution must use the Power BI (free) licenses, whenever possible.

Which license should you identify for each task? To answer, select the appropriate options in the answer area.

NOTE: Each correct selection is worth one point.

Answer Area

Access a published Power BI app:

Power BI (free)

Power BI PRO

Modify report in an app workspace:

Power BI (free)

Power BI PRO

Share dashboards created in My Workspace:

Power BI (free)

Power BI PRO



Answer:

Explanation:

Answer Area



Access a published Power BI app:

Power BI (free)

Power BI PRO

Modify report in an app workspace:

Power BI (free)

Power BI PRO

Share dashboards created in My Workspace:

Power BI (free)

Power BI PRO

Reference:

<https://docs.microsoft.com/en-us/power-bi/service-create-distribute-apps>

<https://docs.microsoft.com/en-us/power-bi/service-collaborate-power-bi-workspace>

• • • • •

Latest PL-300 Test Format: https://www.real4dumps.com/PL-300_examcollection.html

BTW, DOWNLOAD part of Real4dumps PL-300 dumps from Cloud Storage: https://drive.google.com/open?id=1hIu5yYAs6r_cKwGDRJGrCatCElOpIT_U