

Why Do People Need to Achieve the CompTIA DA0-002 Certification?



P.S. Free & New DA0-002 dumps are available on Google Drive shared by BraindumpsPass: https://drive.google.com/open?id=1KB09nZdPUoXi_KptW9Koda53DxSc-dl4

Our DA0-002 learning quiz can be downloaded for free trial before purchase, which allows you to understand our sample questions and software usage. It will also enable you to make a decision based on your own needs. And we have organized a group of professionals to revise our DA0-002 Preparation materials, according to the examination status and trend changes. The simple and easy-to-understand language of DA0-002 exam questions frees any learner from studying difficulties.

Wondering where you can find the perfect materials for the exam? Don't leave your fate depending on thick books about the DA0-002 exam. Our authoritative DA0-002 study materials are licensed products. Whether newbie or experienced exam candidates you will be eager to have our DA0-002 Exam Questions. And they all made huge advancement after using them. Not only that you will get the certification, but also you will have more chances to get higher incomes and better career.

>> Practice DA0-002 Questions <<

Become Proficient to Pass the Exam with Updated CompTIA DA0-002 Exam Dumps

It is understandable that different people have different preference in terms of DA0-002 study guide. Taking this into consideration, and in order to cater to the different requirements of people from different countries in the international market, we have prepared three kinds of versions of our DA0-002 Preparation questions in this website, namely, PDF version, online engine and software version, and you can choose any one version of DA0-002 exam questions as you like.

CompTIA Data+ Exam (2025) Sample Questions (Q48-Q53):

NEW QUESTION # 48

A data analyst learns that a report detailing employee sales is reflecting sales only for the current month. Which of the following is the most likely cause?

- A. Report refresh failure
- B. Lack of permissions
- C. Connectivity issues
- D. An error in SQL code

Answer: D

Explanation:

This question falls under the Data Analysis domain, focusing on troubleshooting issues in data reports. The report should show all employee sales but is limited to the current month, suggesting a data retrieval issue.

- * Lack of permissions (Option A): Permissions issues would likely prevent access entirely, not limit data to the current month.
 - * An error in SQL code (Option B): The report likely uses an SQL query to retrieve data, and an error (e.g., a WHERE clause filtering for the current month) could restrict the data to the current month, making this the most likely cause.
 - * Report refresh failure (Option C): A refresh failure would result in outdated data, not specifically current-month data.
 - * Connectivity issues (Option D): Connectivity issues would likely prevent the report from running, not limit it to a specific time frame.
- The DA0-002 Data Analysis domain includes "applying the appropriate descriptive statistical methods using SQL queries," and errors in SQL code are a common cause of incorrect data retrieval in reports.
- Reference: CompTIA Data+ DA0-002 Draft Exam Objectives, Domain 3.0 Data Analysis.

NEW QUESTION # 49

The director of operations at a power company needs data to help identify where company resources should be allocated in order to monitor activity for outages and restoration of power in the entire state. Specifically, the director wants to see the following:

- * County outages
- * Status
- * Overall trend of outages

INSTRUCTIONS:

Please, select each visualization to fit the appropriate space on the dashboard and choose an appropriate color scheme. Once you have selected all visualizations, please, select the appropriate titles and labels, if applicable.

Titles and labels may be used more than once.

If at any time you would like to bring back the initial state of the simulation, please click the Reset All button.

Dashboard Editor

Version 1.0 March 2022

Show Question Reset All Answers

Theme Options

Select a title

Select the Appropriate Visualization Depicting County Outages

Select a title

Select the Appropriate Visualization Depicting Status

Select a title

Select the Appropriate Visualization Depicting the Number of Outages for the Quarter

Select a dashboard title

- Select a dashboard title
- Power Outages Enterprise-wide
- Power Outages Over Time
- EmPOWER Me! Dashboard
- Outages in Sheridan County

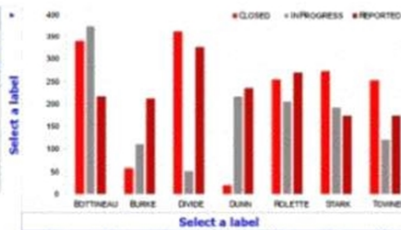
Select a title

- Select a title
- Power Outages
- Counties of Outages
- Geographic Area of Outages
- Outages per Month
- Power Outages in the Quarter
- Closed Incidents
- Status of Incidents by County

Select the Appropriate Visualization Depicting County Outages

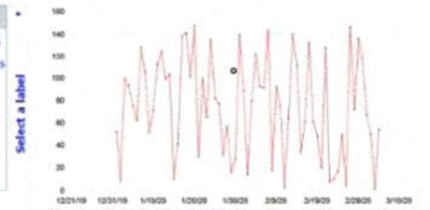


- Select a label
- Percentage of Outages
 - Percentage of Incidents
 - Status of Incidents
 - Frequency
 - Count of Incidents
 - Number of Outages
 - Rate of Outages



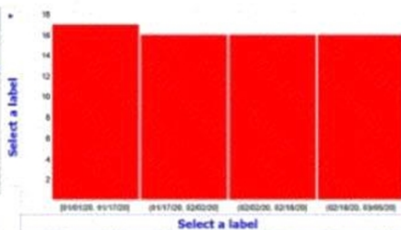
- Select a label
- Year
 - Month
 - Status
 - Number
 - County
 - Date
 - Counts
 - Time

- Select a label
- Percentage of Outages
 - Percentage of Incidents
 - Status of Incidents
 - Frequency
 - Count of Incidents
 - Number of Outages
 - Rate of Outages




- Select a label
- Year
 - Month
 - Status
 - Number
 - County
 - Date
 - Counts
 - Time

- Select a label
- Percentage of Outages
 - Percentage of Incidents
 - Status of Incidents
 - Frequency
 - Count of Incidents
 - Number of Outages
 - Rate of Outages



- Select a label
- Year
 - Month
 - Status
 - Number
 - County
 - Date
 - Counts
 - Time

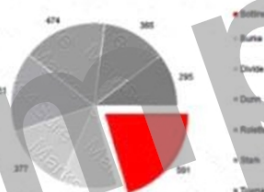
- Select a label
- Percentage of Outages
 - Percentage of Incidents
 - Status of Incidents
 - Frequency
 - Count of Incidents
 - Number of Outages
 - Rate of Outages



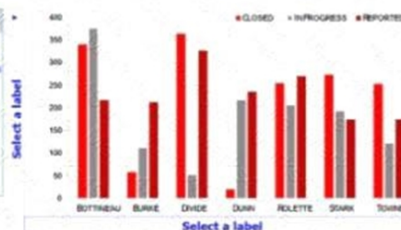
- Select a label
- Year
 - Month
 - Status
 - Number
 - County
 - Date
 - Counts
 - Time

- Select a title
- Power Outages in the Quarter
 - Power Outages
 - Closed Incidents
 - Geographic Area of Outages
 - Status of Incidents by County
 - Outages per Month
 - Counties of Outages

Select the Appropriate Visualization Depicting Status

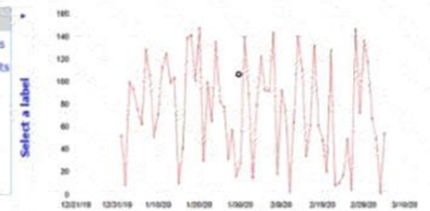


- Select a label
- Percentage of Outages
 - Percentage of Incidents
 - Status of Incidents
 - Frequency
 - Count of Incidents
 - Number of Outages
 - Rate of Outages



- Select a label

- Select a label
- Percentage of Outages
 - Percentage of Incidents
 - Status of Incidents
 - Frequency
 - Count of Incidents
 - Number of Outages
 - Rate of Outages

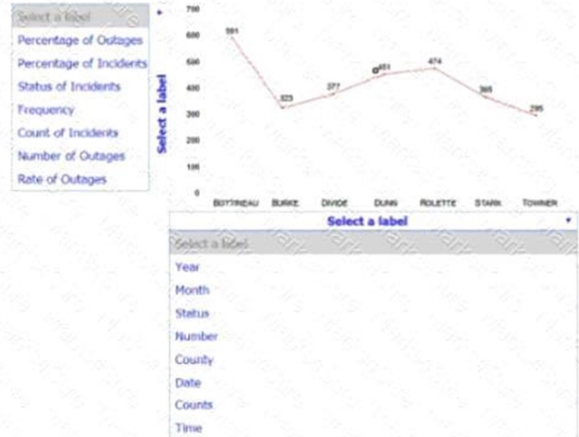
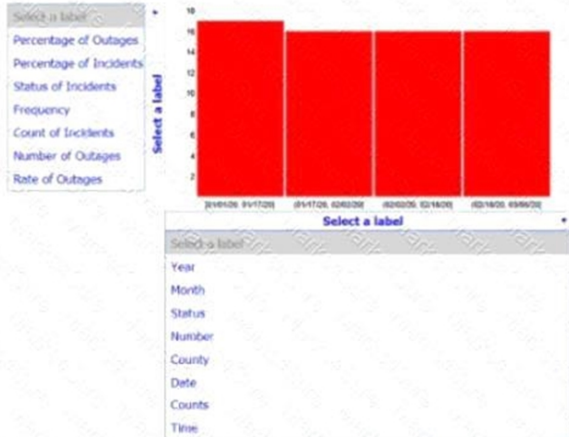


- Select a label

Select a label

Year
Month
Status
Number
County
Date
Counts
Time

Year
Month
Status
Number
County
Date
Counts
Time


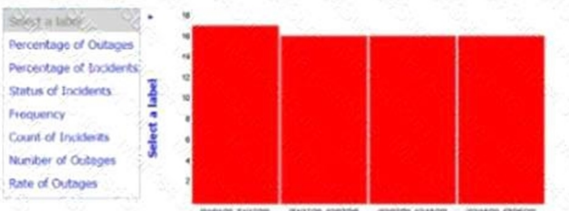
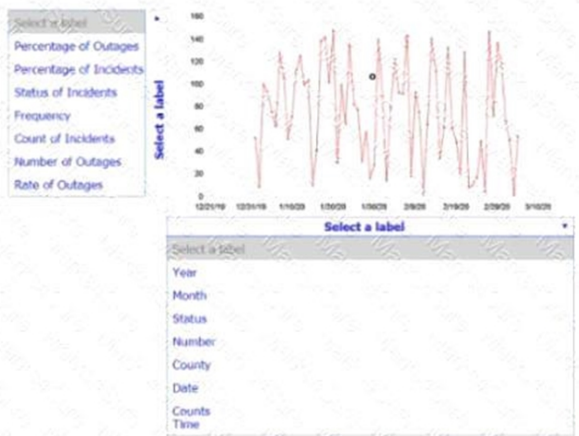
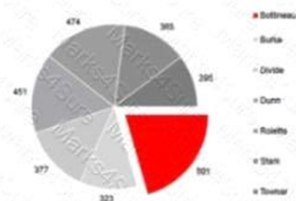


Select a title

Select a title

Counties of Outages
Power Outages in the Quarter
Power Outages
Closed Incidents
Geographic Area of Outages
Status of Incidents by County
Outages per Month

Select the Appropriate Visualization Depicting the **Number of Outages for the Quarter**





Answer:

Explanation:

Power outages

Explanation:

This is a simulation question that requires you to create a dashboard with visualizations that meet the director's needs. Here are the steps to complete the task:

* Drag and drop the visualization that shows the county outages on the top left space of the dashboard.

This visualization is a map of the state with different colors indicating the number of outages in each county. You can choose any color scheme that suits your preference, but make sure that the colors are consistent and clear. For example, you can use a gradient of red to show the counties with more outages and green to show the counties with less outages.

* Drag and drop the visualization that shows the status of the outages on the top right space of the dashboard. This visualization is a pie chart that shows the percentage of outages that are active, restored, or pending. You can choose any color scheme that suits your preference, but make sure that the colors are distinct and easy to identify. For example, you can use red for active, green for restored, and yellow for pending.

* Drag and drop the visualization that shows the overall trend of outages on the bottom space of the dashboard. This visualization is a line graph that shows the number of outages over time. You can choose any color scheme that suits your preference, but make sure that the color is visible and contrasted with the background. For example, you can use blue for the line and white for the background.

* Select appropriate titles and labels for each visualization. Titles and labels may be used more than once.

For example, you can use "County Outages" as the title for the map, "Status" as the title for the pie chart, and "Trend" as the title for the line graph. You can also use "County", "Number of Outages",

"Active", "Restored", "Pending", "Time", and "Number of Outages" as labels for the axes and legends of the visualizations.

NEW QUESTION # 50

Which of the following best explains the purpose of data lineage?

- A. To track data transformations from acquisition through reporting
- B. To better understand the granularity of data variable relationships
- C. To see the steps and path of data flow through different systems
- D. To look up data definitions, ensuring consistent use across business units

Answer: A

Explanation:

This question pertains to the Data Concepts and Environments domain, focusing on the purpose of data lineage. Data lineage involves tracking the lifecycle of data.

* To see the steps and path of data flow through different systems (Option A): This describes a data flow diagram, not data lineage, which focuses on transformations rather than just flow.

* To better understand the granularity of data variable relationships (Option B): This relates to data modeling, not the purpose of data lineage.

* To track data transformations from acquisition through reporting (Option C): Data lineage tracks the journey of data, including transformations (e.g., cleaning, aggregation) from its source to its final use in reporting, which is its primary purpose.

* To look up data definitions, ensuring consistent use across business units (Option D): This describes a data dictionary, not data lineage.

The DA0-002 Data Concepts and Environments domain includes understanding "data schemas and dimensions," and data lineage specifically tracks transformations across the data lifecycle.

Reference: CompTIA Data+ DA0-002 Draft Exam Objectives, Domain 1.0 Data Concepts and Environments.

NEW QUESTION # 51

A project manager requests an unscheduled report that provides a list of clients. Which of the following frequencies is best for this report?

- A. Daily
- B. Annual
- **C. Ad hoc**
- D. Weekly

Answer: C

Explanation:

This question pertains to the Visualization and Reporting domain, focusing on report delivery frequencies.

The report is described as unscheduled, meaning it's a one-time request.

* Annual (Option A): Annual frequency implies a scheduled report every year, not suitable for an unscheduled request.

* Daily (Option B): Daily frequency implies a scheduled report each day, not suitable.

* Weekly (Option C): Weekly frequency implies a scheduled report each week, not suitable.

* Ad hoc (Option D): Ad hoc reports are generated on-demand for one-time or unscheduled needs, which matches the project manager's request.

The DA0-002 Visualization and Reporting domain includes "the appropriate visualization in the form of a report" with delivery methods, and ad hoc is the best frequency for an unscheduled report.

Reference: CompTIA Data+ DA0-002 Draft Exam Objectives, Domain 4.0 Visualization and Reporting.

NEW QUESTION # 52

A recent server migration applied an update to dataset naming conventions. Multiple users are now reporting stale information in an existing dashboard. The date in the dataset confirms a successful data refresh. Which of the following should a data analyst do first?

- A. Filter the data in the dashboard.
- B. Verify that the dashboard subscription is not expired.
- **C. Confirm the dashboard is pointed to the newest dataset.**
- D. Escalate user permissions on the server.

Answer: C

Explanation:

This question falls under the Data Governance domain, focusing on troubleshooting data freshness issues in dashboards. The dashboard shows stale data despite a successful refresh, and the server migration updated naming conventions, suggesting a potential mismatch.

* Confirm the dashboard is pointed to the newest dataset (Option A): The server migration updated dataset naming conventions, so the dashboard might still be pointing to an old dataset name, causing stale data. Confirming the dataset connection is the first step.

* Filter the data in the dashboard (Option B): Filtering might adjust the view but doesn't address the root cause of stale data.

* Escalate user permissions on the server (Option C): Permissions issues would likely prevent access, not cause stale data, especially since the dataset refreshed successfully.

* Verify that the dashboard subscription is not expired (Option D): An expired subscription might prevent access, but the dashboard is accessible, just showing stale data.

The DA0-002 Data Governance domain includes "data quality control concepts," such as ensuring dashboards connect to the correct, updated datasets after changes like server migrations.

Reference: CompTIA Data+ DA0-002 Draft Exam Objectives, Domain 5.0 Data Governance.

NEW QUESTION # 53

.....

If you are quite nervous about the exam, and by chance, you are going to attend the DA0-002 exam, then choose the product of our company, because the product of our company will offer you the most real environment for the DA0-002 exam, with this it can relieve your nerves while attending the DA0-002 exam, as well as strengthen your confidence. Besides the product of our company also provide you plenty of practice materials for you to practice with questions and answers, it will help you to master the key knowledge points as quickly as possible. If you choose the product of our company, passing the DA0-002 Exam won't be a dream.

DA0-002 Latest Exam Pass4sure: <https://www.braindumps4sure.com/CompTIA/DA0-002-practice-exam-dumps.html>

In addition, DA0-002 exam materials cover most of knowledge points for the exam, and you can have a good command of the major knowledge points, Add or remove columns by selecting them relevant to your needs.

For examination, the power is part of pass the exam but also need the candidate has a strong heart to bear ability, so our DA0-002 learning dumps through continuous simulation testing, let users less fear when the DA0-002 real test, better play out their usual test levels, can even let them photographed, the final pass exam.

With the help of latest and authentic CompTIA Data+ Exam(2025) dumps exam questions, DA0-002 Latest Exam Pass4sure you can find the best CompTIA Data+ Exam(2025) exam preparation kit here and you will also get the 100% guarantee for passing the CompTIA exam.

- DA0-002 Training Kit □ DA0-002 Training Kit □ DA0-002 Training Kit □ Search for 「 DA0-002 」 on ☀
www.exam4labs.com □☀□ immediately to obtain a free download □DA0-002 Braindump Pdf
- Practice DA0-002 Questions Updated Questions Pool Only at Pdfvce □ Download [DA0-002] for free by simply
entering □ www.pdfvce.com □ website □DA0-002 PdfBraindumps
- Valid DA0-002 Test Cost □ Technical DA0-002 Training □ DA0-002 Braindump Pdf □ Simply search for ⇒ DA0-
002 ⇐ for free download on ➡ www.vce4dumps.com □ □DA0-002 Reliable Test Pattern
- Cert DA0-002 Exam □ Certification DA0-002 Questions □ DA0-002 Valid Exam Guide □ Search for □ DA0-002
□ and download exam materials for free through □ www.pdfvce.com □ □DA0-002 Exam Discount
- 100% Pass Quiz DA0-002 - CompTIA Data+ Exam (2025) Latest Practice Questions □ Search for □ DA0-002 □ and
easily obtain a free download on 「 www.torrentvce.com 」 □DA0-002 Materials
- DA0-002 Pdf Braindumps □ DA0-002 Training Kit □ DA0-002 Braindump Pdf □ Simply search for ✓ DA0-002
□✓□ for free download on [www.pdfvce.com] □Certification DA0-002 Questions
- Access Real www.troytecdumps.com CompTIA DA0-002 Exam Questions Easily in dumps PDF Form □ Search for “
DA0-002 ”on ▷ www.troytecdumps.com ◁ immediately to obtain a free download □Valid DA0-002 Test Cost
- DA0-002 Test Braindumps: CompTIA Data+ Exam (2025) - DA0-002 Exam Guide - DA0-002 Study Guide □ Copy
URL ➡ www.pdfvce.com □ open and search for ➤ DA0-002 □ to download for free □Valid DA0-002 Test Cost
- Professional Practice DA0-002 Questions Provide Prefect Assistance in DA0-002 Preparation □ Search for □ DA0-002
□ on □ www.dumpsquestion.com □ immediately to obtain a free download □DA0-002 Training Kit
- Authorized Practice DA0-002 Questions - Leader in Qualification Exams - High-quality DA0-002: CompTIA Data+ Exam
(2025) □ Open website ☀ www.pdfvce.com □☀□ and search for [DA0-002] for free download □New DA0-002
Exam Pass4sure
- 2026 Useful CompTIA DA0-002: Practice CompTIA Data+ Exam (2025) Questions □ Simply search for [DA0-002]
for free download on ✓ www.examdisscuss.com □✓□ □DA0-002 Simulation Questions
- myportal.utt.edu.tt, myportal.utt.edu.tt, myportal.utt.edu.tt, myportal.utt.edu.tt, myportal.utt.edu.tt, myportal.utt.edu.tt,
myportal.utt.edu.tt, myportal.utt.edu.tt, myportal.utt.edu.tt, myportal.utt.edu.tt, shortcourses.russellcollege.edu.au,
myportal.utt.edu.tt, myportal.utt.edu.tt, myportal.utt.edu.tt, myportal.utt.edu.tt, myportal.utt.edu.tt, myportal.utt.edu.tt,
myportal.utt.edu.tt, myportal.utt.edu.tt, myportal.utt.edu.tt, myportal.utt.edu.tt, myportal.utt.edu.tt, myportal.utt.edu.tt,
myportal.utt.edu.tt, myportal.utt.edu.tt, myportal.utt.edu.tt, myportal.utt.edu.tt, myportal.utt.edu.tt, myportal.utt.edu.tt,
myportal.utt.edu.tt, myportal.utt.edu.tt, myportal.utt.edu.tt, myportal.utt.edu.tt, myportal.utt.edu.tt, myportal.utt.edu.tt,
myportal.utt.edu.tt, myportal.utt.edu.tt, myportal.utt.edu.tt, myportal.utt.edu.tt, myportal.utt.edu.tt, myportal.utt.edu.tt,
himilocoding.com, www.stes.tyc.edu.tw, www.stes.tyc.edu.tw, www.stes.tyc.edu.tw, www.stes.tyc.edu.tw, Disposable
vapes

2026 Latest BraindumpsPass DA0-002 PDF Dumps and DA0-002 Exam Engine Free Share: https://drive.google.com/open?id=1KB09nZdPUoXi_KptW9Koda53DxSc-dl4