

Desktop-Specialist Detailed Answers, Test Desktop-Specialist Tutorials

Tableau Desktop Specialist Certification Practice Questions and Answers 2022/2023 with complete solution

While Installing Tableau Server if port 8850 and Port 80 are not available what will happen to TSM and Tableau Server?

- A) Installer will not start until these ports are available
 - B) If those ports are not available, Installation will error out since these ports must be available for Tableau.
 - C) If those ports are not available, Installation will complete with a clear warning and will show the new ports that has been dynamically taken up.
 - D) Active/ Passive Repository across two nodes
- State the best reason for using an extract instead of a live connection?

- A. The data source supports a live connection through ODBC.
 - B. A fresh data set is required all the time.
 - C. You need to apply an aggregation that takes too long when using a live connection.
 - D. You need to join tables that are in the data source.
- C. You need to apply an aggregation that takes too long when using a live connection.
- State what should be used to create a calculated field that returns data independent of the data granularity in a view?

- A. An INCLUDE LOD calculation
- B. A table calculation
- C. A basic calculation
- D. A FIXED LOD calculation

D. A FIXED LOD calculation

Mention, what should be specified to connect to multiple tables in a single data source at one time.

- A. A blend
- B. A calculation
- C. A join
- D. A hierarchy

C. A join

A field that shows average home values for the United States in 2016 is most likely:

- A. A discrete date part dimension
- B. A continuous date value dimension

BTW, DOWNLOAD part of TestBraindump Desktop-Specialist dumps from Cloud Storage: <https://drive.google.com/open?id=15qo6wZUvf4gYODpamfzId087f0qSbUD1>

We can guarantee that you are able not only to enjoy the pleasure of study but also obtain your Tableau Desktop-Specialist certification successfully, which can be seen as killing two birds with one stone. And you will be surprised to find our superiorities of our Tableau Desktop-Specialist Exam questions than the other vendors.

Tableau Desktop Specialist Certification Exam is a professional certification that is designed to validate an individual's knowledge and expertise in using Tableau Desktop. Tableau Desktop is a powerful data visualization and business intelligence tool that helps organizations to analyze and visualize data in a meaningful way. With the Tableau Desktop Specialist Certification, individuals can demonstrate their proficiency in using Tableau Desktop to create and publish data visualizations, data analysis, and data-driven solutions.

>> Desktop-Specialist Detailed Answers <<

Test Desktop-Specialist Tutorials | Desktop-Specialist Instant Discount

Our Desktop-Specialist test questions are available in three versions, including PDF versions, PC versions, and APP online versions. And Desktop-Specialist test material users can choose according to their own preferences. The most popular version is the PDF

version of Desktop-Specialist exam prep. The PDF version of Desktop-Specialist test questions can be printed out to facilitate your learning anytime, anywhere, as well as your own priorities. The PC version of Desktop-Specialist Exam Prep is for Windows users. If you use the APP online version, just download the application program, you can enjoy our Desktop-Specialist test material service.

Tableau Desktop-Specialist Certification Exam is a globally recognized certification that validates individuals' knowledge and skills in using Tableau Desktop software. Desktop-Specialist exam is designed specifically for professionals who want to demonstrate their proficiency in using Tableau Desktop for data visualization and analysis. Tableau Desktop Specialist Exam certification is offered by Tableau, a leading data visualization company, and is recognized by employers worldwide.

Tableau Desktop Specialist Exam Sample Questions (Q168-Q173):

NEW QUESTION # 168

You can use the _____ in Tableau to clean / organise your data.

- A. Data organiser
- B. Data manager
- C. Data interpreter
- D. Data cleaner

Answer: C

Explanation:

When you track data in Excel spreadsheets, you create them with the human interface in mind. To make your spreadsheets easy to read, you might include things like titles, stacked headers, notes, maybe empty rows and columns to add white space, and you probably have multiple tabs of data too.

When you want to analyze this data in Tableau, these aesthetically pleasing attributes make it very difficult for Tableau to interpret your data. That's where Data Interpreter can help.

What does Data Interpreter do?

Data Interpreter can give you a head start when cleaning your data. It can detect things like titles, notes, footers, empty cells, and so on and bypass them to identify the actual fields and values in your data set.

It can even detect additional tables and sub-tables so that you can work with a subset of your data independently of the other data.

After Data Interpreter has done its magic, you can check its work to make sure it captured the data that you wanted and identified it correctly. Then, you can make any necessary adjustments.

After you select the data that you want to work with, you might also need to do some additional cleaning steps like pivoting your data, splitting fields, or adding filters to get the data in the shape you want before starting your analysis.

NEW QUESTION # 169

Using the Geo Data Table, create a Map showing Sales made per State. For the State of New York (NY), what was the amount in Sales (\$) made for Phone Assortments with White color?

- A. \$33,768
- B. \$147,950
- C. (Correct)

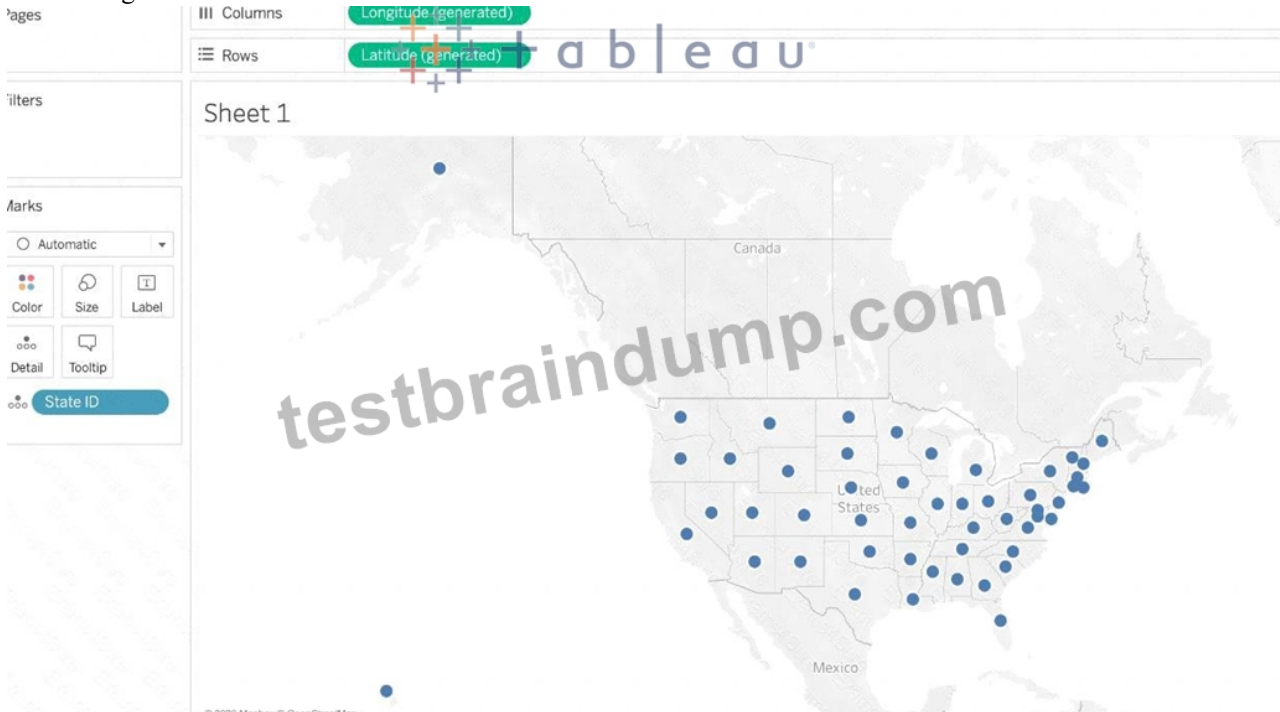
- D. \$16,581
- E. \$48,115

Answer: D

Explanation:

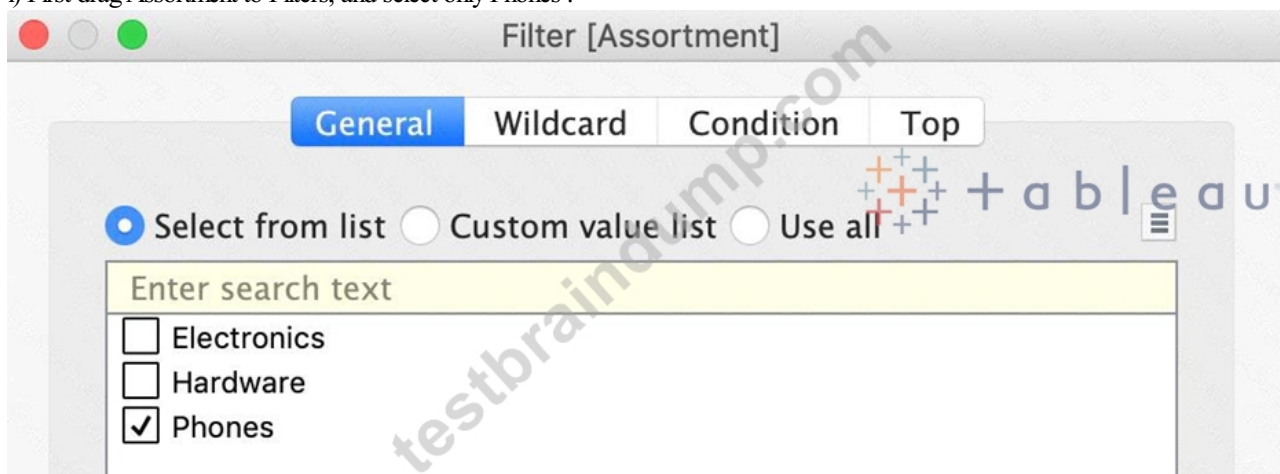
Phew! Tricky one! You needed to use filters in this one.

Follow along:

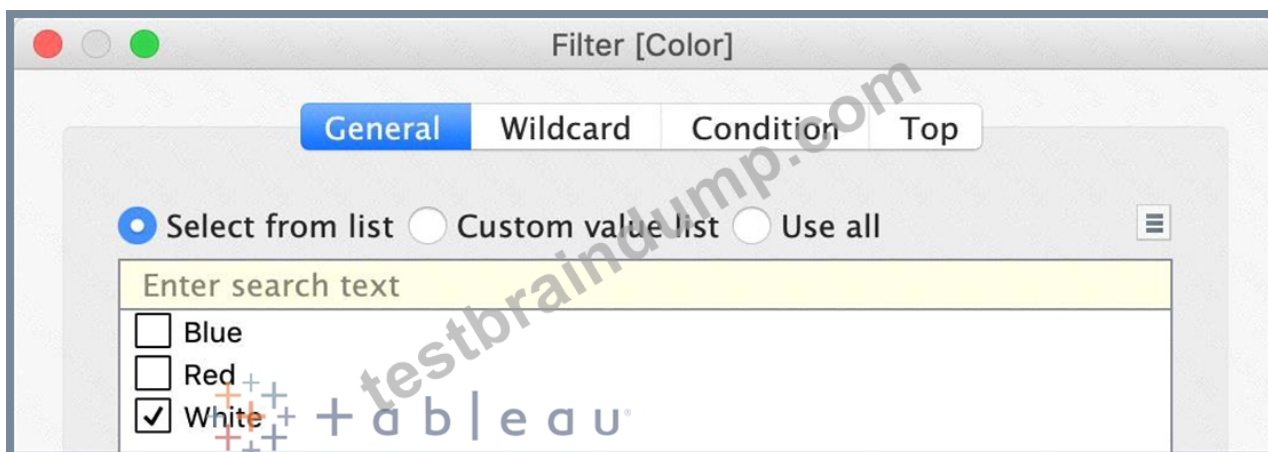


2) Next, as the question mentions, we need to focus on the Assortment PHONE, the color WHITE, and the state of NEW YORK.
-> so we use filters for this!

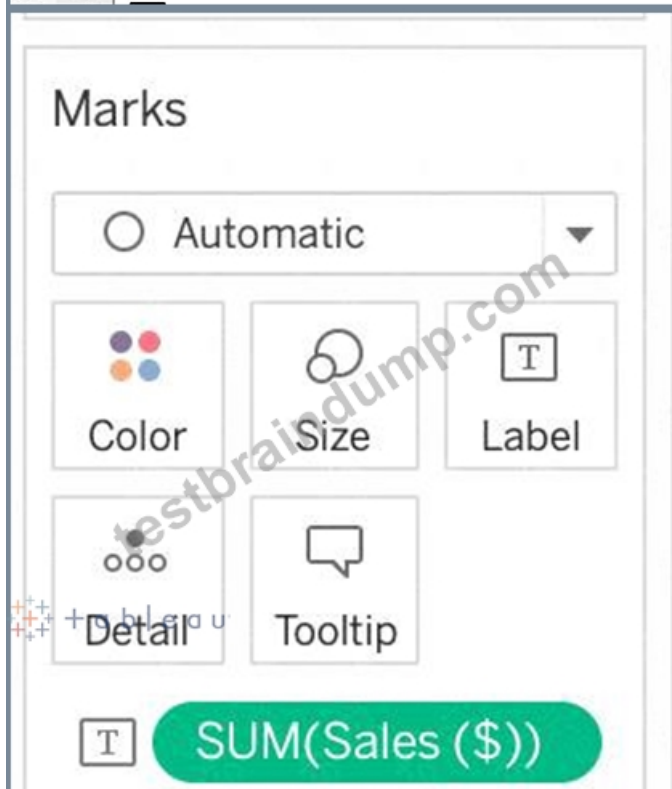
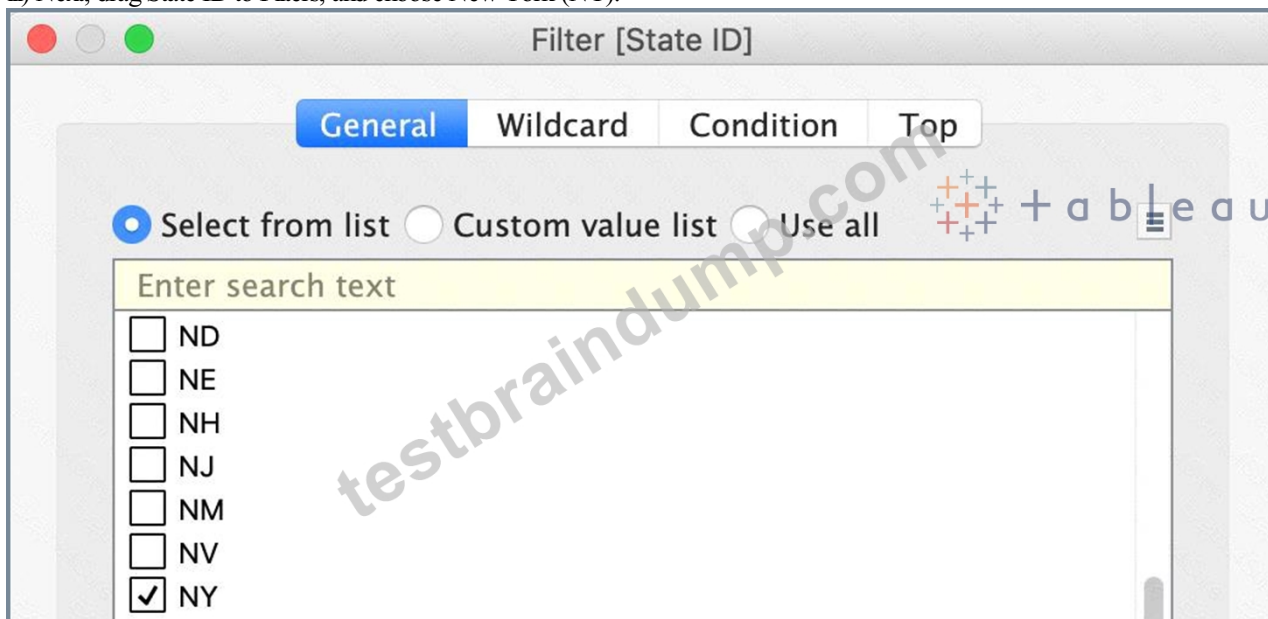
i) First drag Assortment to Filters, and select only Phones :



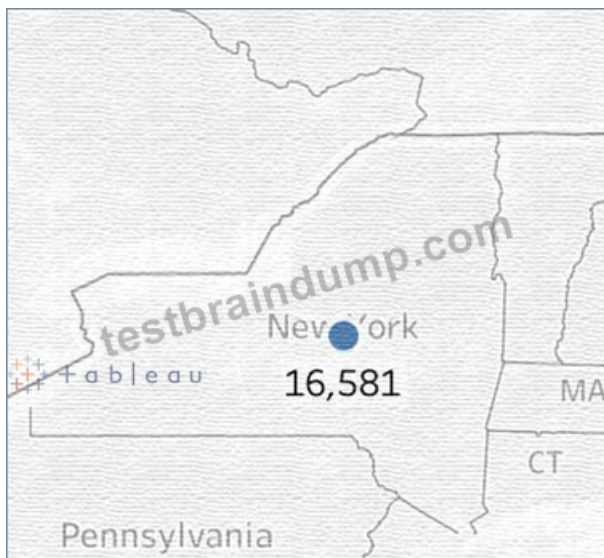
ii) Next, drag Color to Filters and Choose only White:



iii) Next, drag State ID to Filters, and choose New York (NY):



And Voila! We have our answer as follows:



iv) Last, drag Sales to Label:

NEW QUESTION # 170

You want to save a view as an image that you can paste into a Microsoft Word document. Which two statements accurately describe exporting a view as an image? Choose two.

- A. The exported image is a vector-based file that embeds the Tableau fonts.
- B. Default exports include everything in the view, including Tableau fonts.
- C. The default export format is PNG.
- D. The default export format is TIFF.

Answer: A,B

Explanation:

When exporting a view as an image in Tableau, the default export includes everything that is currently displayed in the view, with Tableau applying its own styling, including fonts. The default format for an exported image is PNG, which is a raster-based file format that captures all visual elements as pixels. PNG is widely used for its lossless compression and is suitable for detailed images like those produced by Tableau.

Unlike vector-based images, PNGs do not embed fonts, and the image quality remains consistent when the image is viewed on different platforms, which makes it ideal for inserting into documents like Microsoft Word.

NEW QUESTION # 171

What does the following icon do in Tableau?

Larger image

- A. Create a Story and Dashboard both
- B. Create a Dashboard
- C. Create a Story
- D. Create a Worksheet

Answer: B

Explanation:

Explanation

The icon shown is used to add a new Dashboard! From the official documentation:

Sheets in the Dashboards and Worksheets pane

The following table explains each of the icons used to describe the type of sheet that can be placed in a story. A blue check mark indicates that a sheet is being used in one or more story points.

VISUAL CUE	DESCRIPTION
	The sheet is a worksheet.
	The sheet is a dashboard.

NEW QUESTION # 172

Which statement accurately describes creating a group by selecting headers in a view?

- A. A newly created group only exists in the current view.
- B. A new group updates the aliases from the selected headers.
- C. The grouped dimension replaces the original dimension field on Rows or Columns.
- D. The grouped dimension is added to Color.

Answer: C

Explanation:

When creating a group by selecting headers in a Tableau view, the newly created grouped dimension replaces the original dimension field on either the Rows or Columns shelf. This grouping action aggregates the selected headers into a single group, and this new group dimension is automatically placed in the view, replacing the original dimension. This functionality allows for more simplified and customized categorization within the data visualization, enhancing the ability to analyze and interpret data according to specific groupings.

NEW QUESTION # 173

.....

Test Desktop-Specialist Tutorials: <https://www.testbraindump.com/Desktop-Specialist-exam-prep.html>

- Desktop-Specialist Practice Braindumps □ Free Desktop-Specialist Exam Dumps □ Desktop-Specialist Latest Test Simulator □ The page for free download of > Desktop-Specialist □ on □ www.prep4away.com □ will open immediately □ Free Desktop-Specialist Exam Dumps
- Desktop-Specialist Visual Cert Test □ Reliable Desktop-Specialist Test Duration □ Latest Desktop-Specialist Exam Questions Vce □ Copy URL > www.pdfvce.com ◀ open and search for ➡ Desktop-Specialist □ to download for free □ Desktop-Specialist Latest Test Simulator
- Three Convenient Formats for Tableau Desktop-Specialist Practice Test Questions □ Search for 【 Desktop-Specialist 】 and download exam materials for free through “www.dumpsmaterials.com” □ Desktop-Specialist Visual Cert Test
- Desktop-Specialist Practice Braindumps □ Desktop-Specialist Latest Dump □ Sample Desktop-Specialist Questions □ Go to website 《 www.pdfvce.com 》 open and search for 【 Desktop-Specialist 】 to download for free □ Desktop-Specialist Latest Dump
- Pass Guaranteed 2026 Tableau Desktop-Specialist –Reliable Detailed Answers □ Search for (Desktop-Specialist) and download it for free on □ www.exam4labs.com □ website □ Desktop-Specialist Latest Exam Price
- Latest Tableau Desktop-Specialist Questions - The Fast Track To Get Exam Success ➔ Search for > Desktop-Specialist ◀ and download it for free on (www.pdfvce.com) website □ Desktop-Specialist Latest Test Simulator
- Desktop-Specialist Practice Braindumps □ Desktop-Specialist Practice Braindumps □ Reliable Desktop-Specialist Braindumps Free □ Download > Desktop-Specialist ◀ for free by simply entering □ www.vce4dumps.com □ website □ Reliable Desktop-Specialist Test Duration
- Latest Tableau Desktop-Specialist Questions - The Fast Track To Get Exam Success □ Simply search for > Desktop-Specialist □ for free download on □ www.pdfvce.com □ □ Desktop-Specialist Visual Cert Test
- Reliable Desktop-Specialist Test Preparation □ Desktop-Specialist Latest Exam Price □ Reliable Desktop-Specialist Braindumps Free □ Search for (Desktop-Specialist) and easily obtain a free download on □ www.prep4sures.top □ □ Sample Desktop-Specialist Questions
- 2026 Desktop-Specialist Detailed Answers - Trustable Tableau Tableau Desktop Specialist Exam - Test Desktop-Specialist

Latest Tableau Desktop-Specialist Questions - The Fast Track To Get Exam Success ☐ Simply search for ► Desktop-Specialist ◀ for free download on (www.easy4engine.com) ☐ Free Desktop-Specialist Exam Dumps

- BONUS!!! Download part of TestBraindump Desktop-Specialist dumps for free: <https://drive.google.com/open?id=15qo6wZUvf4gYODpamfzfd087f0qSbUD1>

BONUS!!! Download part of TestBraindump Desktop-Specialist dumps for free: <https://drive.google.com/open?id=15qo6wZUvf4gYODpamfzfd087f0qSbUD1>