

Hot SAP Exam C-ADBTP-2601 Voucher Carefully Researched by SAP Experienced Trainers



If you want to ace the Administrating SAP Business Technology Platform(C_ADBTP_2601) (C-ADBTP-2601) test, the main problem you may face is not finding updated C-ADBTP-2601 practice questions to crack this test quickly. After examining the situation, the PracticeTorrent has come with the idea to provide you with updated and actual Sitecore C-ADBTP-2601 Exam Dumps so you can pass C-ADBTP-2601 test on the first attempt.

Even we have engaged in this area over ten years, professional experts never blunder in their handling of the C-ADBTP-2601 exam torrents. By compiling our C-ADBTP-2601 prepare torrents with meticulous attitude, the accuracy and proficiency of them is nearly perfect. As the leading elites in this area, our C-ADBTP-2601 prepare torrents are in concord with syllabus of the exam. They are professional backup to this fraught exam. So by using our C-ADBTP-2601 Exam torrents made by excellent experts, the learning process can be speeded up to one week. They have taken the different situation of customers into consideration and designed practical C-ADBTP-2601 test braindumps for helping customers save time. As elites in this area they are far more proficient than normal practice materials' editors, you can trust them totally.

>> Exam C-ADBTP-2601 Voucher <<

Latest C-ADBTP-2601 Exam Materials & Valid C-ADBTP-2601 Test Duration

The PracticeTorrent team regularly updates the C-ADBTP-2601 exam pdf format to make sure that applicants receive the most up-to-date SAP C-ADBTP-2601 exam questions. Additionally, our C-ADBTP-2601 PDF is designed to be user-friendly and accessible on any smart device, which means that students can prepare for the C-ADBTP-2601 from anywhere, at any time.

SAP Administrating SAP Business Technology Platform(C_ADBTP_2601) Sample Questions (Q10-Q15):

NEW QUESTION # 10

SIMULATION

Task 2: Create Subaccounts in a Directory

In the Partner directory, create the subaccount AM PA Dev Test (Description: Partner Development and Testing) with subdomain btpops#####-am-pa-dev-test in the region Microsoft Azure → US West (WA) cf-us20.

In the Partner directory, create the subaccount AM PA Prod (Description: Partner Production) with subdomain btpops#####-am-pa-prod using AM PA Dev Test as source subaccount. Set the subaccount as used in production.

Answer:

Explanation:

See the Explanation below for complete solution.

Explanation:

Task 2 - Create Subaccounts in a Directory

You must create these two subaccounts inside the Partner directory:

AM PA Dev Test

AM PA Prod

Important:

Replace ##### with your global account number

Enter all names and subdomains exactly

Be careful with hyphens and spaces

AM PA Prod must be marked as used in production

Before You Start

Log in to SAP BTP Cockpit.

Open your correct Global Account.

Go to Directories.

Open the Partner directory.

Why this matters:

Both subaccounts in this task must be created inside the Partner directory. If you create them under the global account or another directory, the task will be wrong.

Step 1 - Open the Partner Directory

What to do

In the left menu, click Directories.

In the directory list, select Partner.

Explanation:

The Partner directory is the container where both required subaccounts must be created.

What to verify

You should now be inside the Partner directory page.

Step 2 - Start Creating the First Subaccount

What to do

Inside the Partner directory, go to Subaccounts.

Click Create → Subaccount.

Explanation:

This opens the subaccount creation screen.

What to verify

You should now see the form for creating a new subaccount.

Step 3 - Enter Data for AM PA Dev Test

What to do

Enter the following values:

Display Name / Name: AM PA Dev Test

Description: Partner Development and Testing

Subdomain: btpops#####-am-pa-dev-test

Then choose the region:

Cloud Provider: Microsoft Azure

Region: US West (WA)

Environment / Technical Region: cf-us20

After checking all values, click Create.

Explanation:

This creates the development and testing subaccount for the Partner directory.

The important points are:

the subaccount name must match exactly

the subdomain must include your account number in place of #####

the region must be Microsoft Azure → US West (WA) cf-us20

What to verify

After creation, you should see the new subaccount:

AM PA Dev Test

inside the Partner directory.

Step 4 - Confirm the First Subaccount Exists

What to do

Check the subaccounts list under Partner.

Explanation:

Before creating the production subaccount, confirm that AM PA Dev Test was created successfully, because it will be used as the source subaccount for the next step.

What to verify

You should see:

AM PA Dev Test

If it is not there, do not continue until it is created correctly.



The screenshot shows a table of subaccounts in SAP S/4HANA. The table has columns for Name, Type, Environment, Provider, Region, and Changed On. The 'AM PA Dev Test' subaccount is highlighted in blue. The table also shows a tree view on the left with 'Partner' selected.

Name	Type	Environment	Provider	Region	Changed On
BT Admin Certification XXXXX	Global Account				March 25, 2024, 5:11:2...
Americas	Directory				March 26, 2024, 3:27:5...
Partner					March 26, 2024, 3:30:3...
AM PA Dev Test	Multi-Environment	Microsoft Azure		US West (WA)	March 26, 2024, 3:29:3...

Step 5 - Start Creating the Second Subaccount

What to do

Still inside the Partner directory, click Create → Subaccount again.

Explanation:

This opens a new subaccount creation form for the production subaccount.

Step 6 - Enter Data for AM PA Prod

What to do

Enter the following values:

Display Name / Name: AM PA Prod

Description: Partner Production

Subdomain: btpops#####-am-pa-prod

Then set:

Source Subaccount: AM PA Dev Test

Enable the production setting:

Used in Production: Yes

Then click Create.

Create Subaccount

Display Name* **SAP**
AM PA Prod

Region*
US West (WA)

Description
Partner Production

Subdomain* ⓘ
btpops xxxx-am-pa-prod

Parent*
Partner

Advanced

Used for production ⓘ

Enable beta features ⓘ

Add labels to this subaccount. ⓘ

Name: Values:

Enter label name

+

Explanation:

This creates the production subaccount by using AM PA Dev Test as the source subaccount.

Using a source subaccount means SAP BTP copies base settings from the selected source, which helps keep configuration aligned.

The production indicator is mandatory here because this is the production subaccount.

What to verify

After creation, you should see:

AM PA Prod

inside the Partner directory, and it should be marked as a production subaccount.

Final Expected Result for Task 2

Inside the Partner directory, you must have these two subaccounts:

1. AM PA Dev Test

Description: Partner Development and Testing

Subdomain: btpops#####-am-pa-dev-test

Region: Microsoft Azure → US West (WA) cf-us20

2. AM PA Prod

Description: Partner Production

Subdomain: btpops#####-am-pa-prod

Source Subaccount: AM PA Dev Test

Used in Production: Yes

Name	Type	Environment	Region	Changed On
BTP Admin Certification	Global Account			March 25, 2026, 5:11:2...
Americas	Directory			March 26, 2026, 3:27:5...
Partner	Directory			March 26, 2026, 3:30:3...
AM PA Dev Test	Subaccount	Multi Environment Microsoft Azure	US West (WA)	March 26, 2026, 3:35:3...
AM PA Prod	Subaccount	Multi Environment Microsoft Azure	US West (WA)	March 26, 2026, 3:39:3...

Common Mistakes to Avoid

1. Creating the subaccounts in the wrong place

Both subaccounts must be created in:

Partner directory

Not in:

Global Account

Americas

Eurasia

Human Resources

2. Wrong subdomain format

Use exactly:

btpops#####-am-pa-dev-test

btpops#####-am-pa-prod

Replace only ##### with your global account number.

Do not:

remove hyphens

add spaces

misspell dev-test or pa-prod

3. Wrong region for AM PA Dev Test

It must be:

Microsoft Azure

US West (WA)

cf-us20

4. Forgetting the source subaccount for AM PA Prod

You must select:

AM PA Dev Test

as the source subaccount.

5. Forgetting the production flag

For AM PA Prod, make sure:

Used in Production is enabled

NEW QUESTION # 11

SIMULATION

Enable Service Subscriptions

In the entitlements of a directory, add a service plan for a service subscription. Assign and create this subscription to/in a subaccount of the directory.

Task 1: Entitle a Service in a Directory

In your SAP BTP cockpit, enable entitlement management for your Partner directory.

In your Partner directory, entitle the standard (Application) service plan for the SAP Build Work Zone, standard edition.

Answer:

Explanation:

See the Explanation below for complete solution.

Explanation:

Before You Start

Log in to the SAP BTP Cockpit.

Open the correct Global Account.

Go to Directories.

Open the Partner directory.

Why this matters:

Both actions in this task must be done at the Partner directory level, not directly in a subaccount.

Step 1 - Open the Partner Directory

What to do

In the left navigation, click Directories.

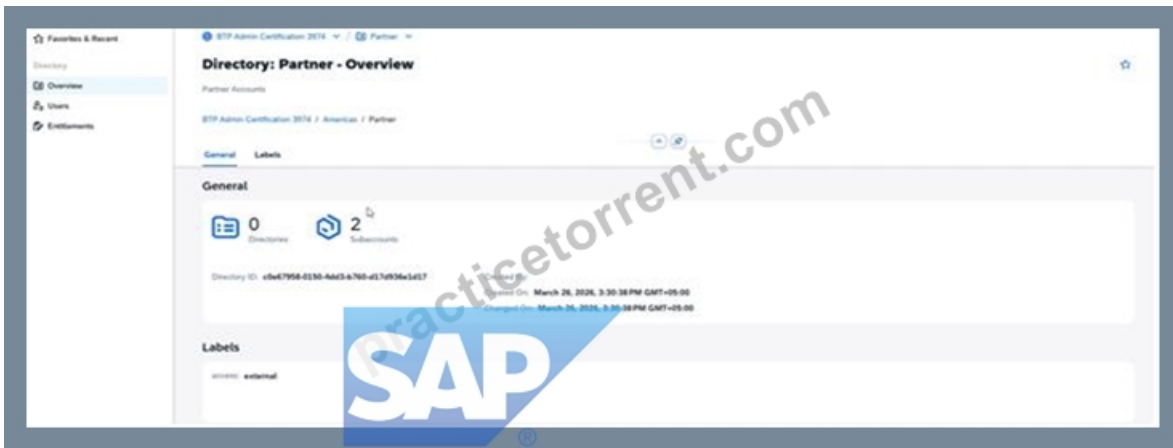
Select Partner.

Explanation:

This opens the directory where you must manage entitlements for this task.

What to verify

You should now be inside the Partner directory page.



Step 2 - Open Entitlements

What to do

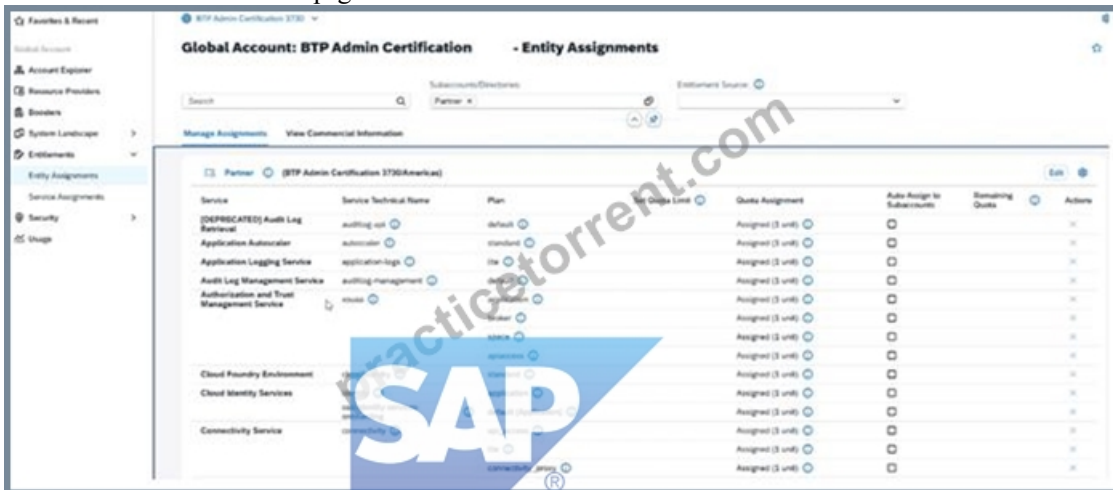
Inside the Partner directory, go to Entitlements.

Explanation:

This is the area where you manage quota and service plan assignments for the directory and its subaccounts.

What to verify

You should see the entitlements page for Partner.

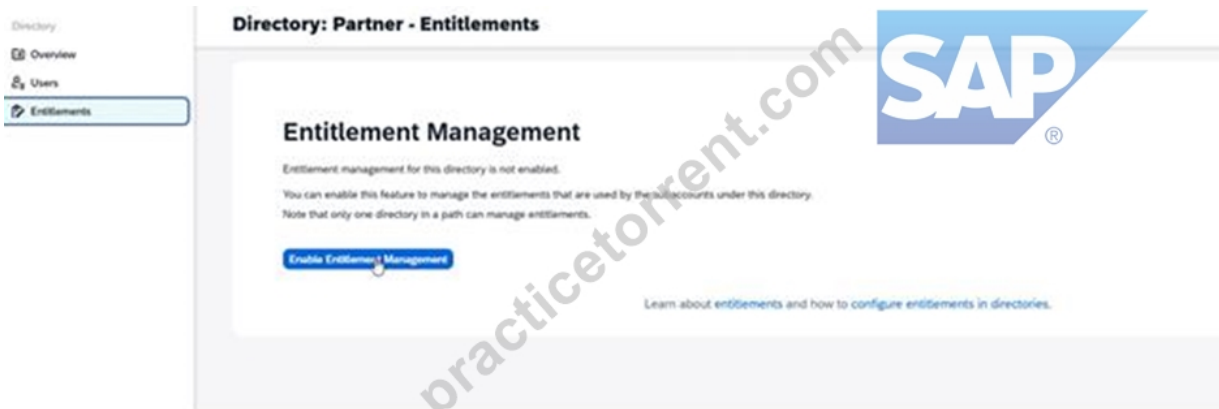


Step 3 - Enable Entitlement Management for the Partner Directory

What to do

In the Entitlements area, look for the option to Enable Entitlement Management.

Click Enable.



Explanation:

A directory must have entitlement management enabled before you can add and manage service plans there.

What to verify

After enabling, the Partner directory should allow entitlement assignment and management.

Step 4 - Start Adding a Service Plan

What to do

In the Entitlements page of the Partner directory, click Configure Entitlements or Add Service Plans.

Select Subaccounts and Directories

Search All ▼

Show only subaccounts [Select All](#) [Unselect All](#) [Expand All](#) [Collapse All](#)

- ▼ BTP Admin Certification
 - ▼ Americas
 - ▼ Partner
 - AM PA Dev Test
 - AM PA Prod
 - ▼ Eurasia
 - ▼ Human Resources
 - EU HCM Dev
 - EU HCM Prod
 - EU HCM Test

BTP Admin Certification 2974

Global Account: BTP Admin Certification - Entity Assignments

Search Subaccounts/Directories: Entitlement Source:

[Manage Assignments](#) [View Commercial Information](#)

Partner (BTP Admin Certification) (Americas) [Add Service Plans](#) [Save](#) [Cancel](#) [Settings](#)

Service	Service Technical Name	Plan	Set Quota Limit	Quota Assignment	Auto-Assign to Subaccounts	Remaining Quota	Actions
[DEPRECATED] Audit Log Retrieval	auditing-api	default	<input type="checkbox"/>	Assigned (1 unit)	<input type="checkbox"/>		X
Application Autoscaler	autoscaler	standard	<input type="checkbox"/>	Assigned (1 unit)	<input type="checkbox"/>		X
Application Logging Service	application-logs	lite	<input type="checkbox"/>	Assigned (1 unit)	<input type="checkbox"/>		X
Audit Log Management Service	auditing-management	default	<input type="checkbox"/>	Assigned (1 unit)	<input type="checkbox"/>		X
Authorization and Trust Management Service	xsuaa	application	<input type="checkbox"/>	Assigned (1 unit)	<input type="checkbox"/>		X
	broker	broker	<input type="checkbox"/>	Assigned (1 unit)	<input type="checkbox"/>		X

Explanation:

This opens the service catalog where you can select the service and plan to add.

What to verify

You should see the list of available services and plans.

Directory Partner: Add Service Plans

Solutions:
All [x] [Q]

Services available to this directory

- business process model connector for SAP Signavio solutions
- Master Data Integration
- SAP Build Work Zone, advanced edition
- SAP Build Work Zone, standard edition**
- SAP Master Data Integration Tenant
- SAP Test Center

Service Details: SAP Build Work Zone, standard edition

- foundation **Always Free**
Sets up the technical requirements for running SAP solutions that utilize the foundation service, such as SAP Start. Please don't manually subscribe to it.
Features: Sets up the technical requirements for running SAP solutions that utilize the foundation service, such as SAP Start. Please don't manually subscribe to it.
- > Availability by Region and Data Center
- > Entitlement Sources
- standard (Application)**
Build business sites that serve as a unified entry point to applications.
- > Availability by Region and Data Center
Expand/Collapse
- > Entitlement Sources
- foundation (Application) **Always Free**
Sets up the technical requirements for running SAP solutions that utilize the foundation service, such as SAP Start. Please don't manually subscribe to it.
- > Availability by Region and Data Center
- > Entitlement Sources

1 selected plan
Services: SAP Build Work Zone, standard edition (1 plan)

Add 1 Service Plan Cancel

Step 5 - Find the Required Service

What to do

Search for or scroll to:

SAP Build Work Zone, standard edition

Select that service.

Explanation:

You must choose the exact service named in the task. Be careful not to select a different SAP Build service by mistake.

What to verify

The selected service should be:

SAP Build Work Zone, standard edition

Step 6 - Select the Correct Service Plan

What to do

Under the selected service, choose the service plan:

standard (Application)

Add the plan to the entitlement configuration.

Explanation:

This task requires the standard (Application) service plan specifically.

Do not choose another plan if more than one is listed.

What to verify

The selected plan should read exactly:

standard (Application)

Step 7 - Save the Entitlement Changes

What to do

Click Add, Save, or Confirm depending on the screen.

Then click Save for the entitlement configuration.

Explanation:

This commits the new service plan entitlement to the Partner directory.

What to verify

After saving, the entitlements list for Partner should include:

SAP Build Work Zone, standard edition

plan: standard (Application)

Step 2 - Open Entitlements

In EU HCM Dev, choose Entitlements.

SAP Help confirms that service plans and quota assignments for a subaccount are configured in the Entitlements area.

Step 3 - Configure entitlements

Click Configure Entitlements or Add Service Plans.

Search for:

Cloud Foundry Runtime

In SAP Help, this appears as Cloud Foundry Runtime (APPLICATION_RUNTIME), and the relevant plan for assigning runtime memory is MEMORY.

Step 4 - Select the MEMORY plan

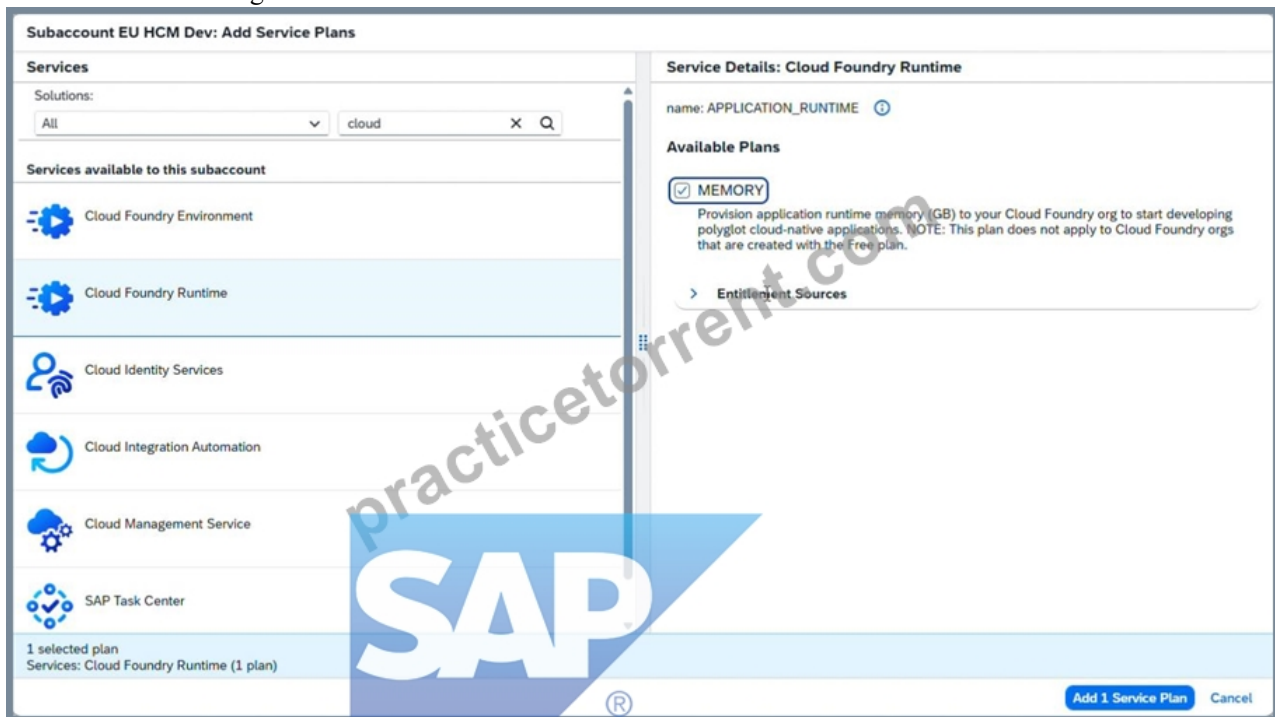
Under Cloud Foundry Runtime, select:

MEMORY

Set the quantity to 1 if the cockpit shows an amount/quota field.

Add the plan to the subaccount.

Save the entitlement changes.



SAP documents that the MEMORY plan is specifically used to assign runtime memory quota to the subaccount, and that 1 unit corresponds to 1 GB of runtime memory when quota is adjusted or assigned.

Step 5 - Verify the result

After saving, check the Entitlements page of EU HCM Dev.

You should see:

Cloud Foundry Runtime

plan: MEMORY

quantity: 1 if shown

Final expected result

Inside EU HCM Dev:

Cloud Foundry Runtime is entitled

the service plan is MEMORY

the assigned amount is 1 if the cockpit displays quantity/quota units

Common mistakes to avoid

Doing this in the wrong subaccount; it must be EU HCM Dev

Choosing the wrong Cloud Foundry plan; the task asks for MEMORY

Forgetting to save the entitlement change after adding the plan

Confusing the runtime memory entitlement with the later step of actually enabling the Cloud Foundry environment; SAP distinguishes the MEMORY runtime quota from enabling the Cloud Foundry org itself.

NEW QUESTION # 13

SIMULATION

Create a Service Instance in Cloud Foundry

Enable a service instance of the HTML5 Application Repository Service for Cloud Foundry.

Create a Service Instance in a Cloud Foundry Environment

In your SAP BTP cockpit, in the EU HCM Dev subaccount, create the service instance html5-eu-hcm-dev for the HTML5 Application Repository Service with the service plan app-host in the Cloud Foundry space activity-recording

Answer:

Explanation:

See the Explanation below for complete solution.

Explanation:

Before you start

Log in to SAP BTP Cockpit.

Open the correct Global Account.

Go to Directories.

Open Human Resources.

Open the EU HCM Dev subaccount.

This matters because the task must be completed in EU HCM Dev, and the service instance must be created in the specific Cloud Foundry space activity-recording. SAP Help also confirms that the HTML5 Application Repository is used in the Cloud Foundry environment and that the app-host plan is the host service used to store HTML5 application content.

Step 1 - Open the Cloud Foundry space

In EU HCM Dev, go to:

Cloud Foundry

Spaces

Select the space:

activity-recording

SAP Help describes creating Cloud Foundry service instances by first navigating to the subaccount, opening Cloud Foundry Spaces, selecting the target space, and then using that space's Services > Service Instances are a.

Step 2 - Open Service Instances in the space

Inside the activity-recording space, go to:

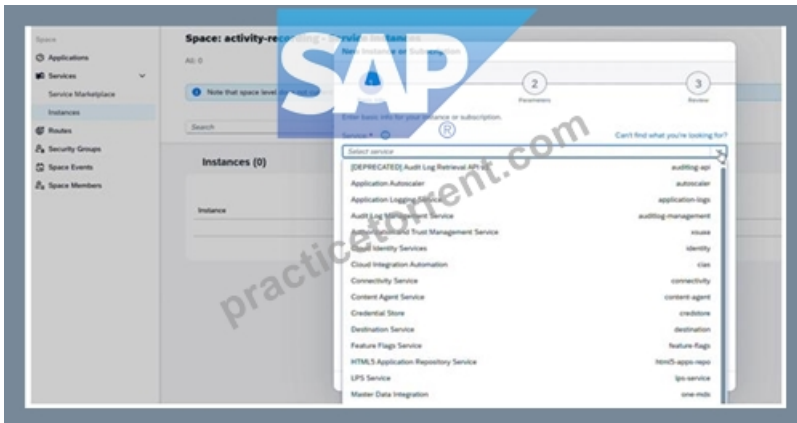
Services

Service Instances

This is the Cloud Foundry-space-level location used for creating service instances in that space.

Step 3 - Start creating the new instance

Click Create.



A wizard opens for the new service instance. SAP Help describes this as the standard cockpit flow for creating service instances in Cloud Foundry spaces.

Step 4 - Choose the required service

In the service selection, choose:

HTML5 Application Repository Service

SAP Help documents the HTML5 Application Repository as the service used for centrally storing HTML5 applications' static content on SAP BTP in the Cloud Foundry environment.

New Instance or Subscription

1 Basic Info
2 Parameters
3 Review

Enter basic info for your instance or subscription.

Can't find what you're looking for?

HTML5 Application Repository Service

Plan: *

app-host

Instance Name: *

html5-eu-hcm-dev

Next > Create Cancel

Step 5 - Choose the required service plan

Select the service plan:

app-host

SAP Help states that the app-host service plan is used to deploy applications to the HTML5 Application Repository.

Step 6 - Enter the instance name

Set the service instance name to:

html5-eu-hcm-dev

Then continue and confirm creation.

SAP Help recommends using a CLI-friendly name for service instances, and the task gives the exact required name.

Space: activity-recording - Service Instances

All: 1

Note that space level does not currently support label management, instance sharing, or the display of "created by" and "modified by" information.

Search Service: Plan: Status:

Instances (1)

Instance	Service	Plan	Credentials	Status
html5-eu-hcm-dev	HTML5 Application Repository Service	app-host		Created

Step 7 - Verify the space is correct

Before final confirmation, verify the target Cloud Foundry space is:

activity-recording

This is important because Cloud Foundry service instances are created within a specific space, not only at the subaccount level.

Step 8 - Create and confirm

Click Create or Finish.

Wait for the status to change from in-progress to created.

SAP Help notes that after creation, the instance appears in the service instances table and its status can be checked there.

Final expected result

Inside EU HCM Dev, in Cloud Foundry space activity-recording, you should have a service instance with:

Service: HTML5 Application Repository Service

Plan: app-host

Instance Name: html5-eu-hcm-dev

Common mistakes to avoid

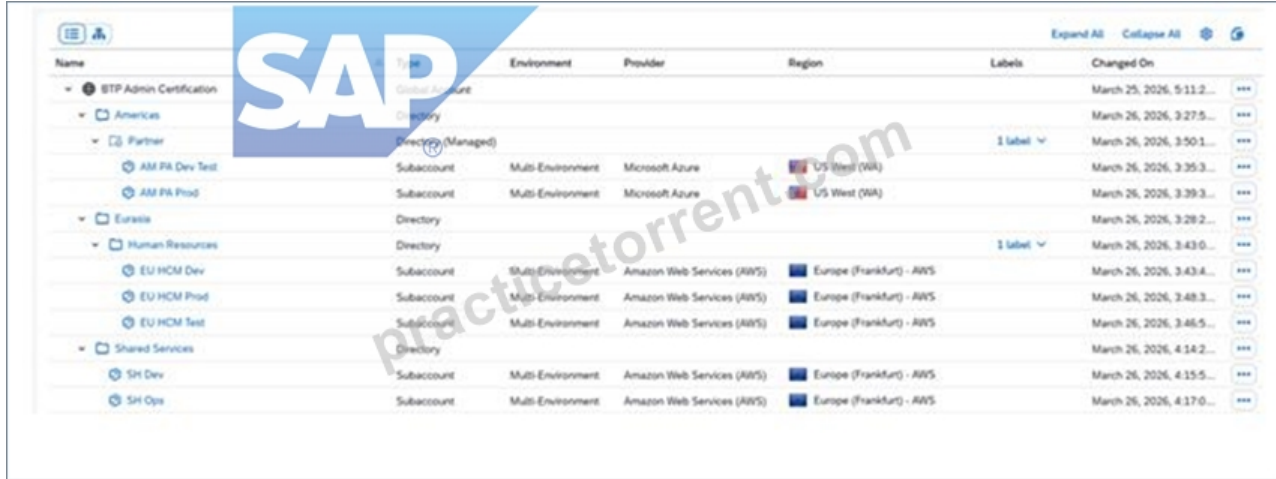
Creating the instance in the wrong subaccount; it must be EU HCM Dev.

Creating it in the wrong Cloud Foundry space; it must be activity-recording.

Choosing the wrong service; use HTML5 Application Repository Service.

Choosing the wrong plan; use app-host. SAP Help specifically links app-host with hosting deployed HTML5 app content.

Typing the wrong instance name; use exactly html5-eu-hcm-dev.



The screenshot shows a table of SAP Cloud Foundry instances. A large 'SAP' logo is overlaid on the left side. The table has columns for Name, Type, Environment, Provider, Region, Labels, and Changed On. The instances are grouped by region: Americas (US West) and Europe (Frankfurt). The 'EU HCM Dev' instance is highlighted in blue.

Name	Type	Environment	Provider	Region	Labels	Changed On
STP Admin Certification	Global Account					March 25, 2026, 5:11:2...
Americas	Directory					March 26, 2026, 3:27:5...
Partner	Directory (Managed)				1 label	March 26, 2026, 3:50:1...
AM PA Dev Test	Subaccount	Multi-Environment	Microsoft Azure	US West (WA)		March 26, 2026, 3:35:3...
AM PA Prod	Subaccount	Multi-Environment	Microsoft Azure	US West (WA)		March 26, 2026, 3:39:3...
Eurasia	Directory					March 26, 2026, 3:28:2...
Human Resources	Directory				1 label	March 26, 2026, 3:43:0...
EU HCM Dev	Subaccount	Multi-Environment	Amazon Web Services (AWS)	Europe (Frankfurt) - AWS		March 26, 2026, 3:43:4...
EU HCM Prod	Subaccount	Multi-Environment	Amazon Web Services (AWS)	Europe (Frankfurt) - AWS		March 26, 2026, 3:48:3...
EU HCM Test	Subaccount	Multi-Environment	Amazon Web Services (AWS)	Europe (Frankfurt) - AWS		March 26, 2026, 3:46:5...
Shared Services	Directory					March 26, 2026, 4:14:2...
SH Dev	Subaccount	Multi-Environment	Amazon Web Services (AWS)	Europe (Frankfurt) - AWS		March 26, 2026, 4:15:5...
SH Ops	Subaccount	Multi-Environment	Amazon Web Services (AWS)	Europe (Frankfurt) - AWS		March 26, 2026, 4:17:0...

NEW QUESTION # 14

.....

In order to better meet users' needs, our C-ADBTP-2601 study materials have set up a complete set of service system, so that users can enjoy our professional one-stop service. We not only in the pre-sale for users provide free demo, when buy the user can choose in we provide in the three versions, at the same time, our C-ADBTP-2601 Study Materials also provides 24-hour after-sales service, even if you are failing the exam, don't pass the exam, the user may also demand a full refund with purchase vouchers, make the best use of the test data, not for the user to increase the economic burden.

Latest C-ADBTP-2601 Exam Materials: <https://www.practicetorrent.com/C-ADBTP-2601-practice-exam-torrent.html>

SAP Exam C-ADBTP-2601 Voucher This is perfect for training centers, IT trainers, colleges and other learning providers, With the help of contemporary technology, we created three versions Latest C-ADBTP-2601 Exam Materials - Administrating SAP Business Technology Platform(C_ADBTP_2601) test online engine; they are PDF version, PC test engine and online test engine, That is okay, we provide free demo underneath each version of C-ADBTP-2601 valid vce exam, so you can take an experimental look for your reference.

A number of very difficult problems still need to be solved, It provides C-ADBTP-2601 a central place for the collection, analysis, reporting, and ongoing management of all the work that an organization has underway.

Perfect SAP - Exam C-ADBTP-2601 Voucher

This is perfect for training centers, IT trainers, Exam C-ADBTP-2601 Voucher colleges and other learning providers, With the help of contemporary technology, we created three versions Administrating SAP Business Technology Platform(C_ADBTP_2601) C-ADBTP-2601 Valid Braindumps Pdf test online engine; they are PDF version, PC test engine and online test engine.

That is okay, we provide free demo underneath each version of C-ADBTP-2601 Valid Vce exam, so you can take an experimental look for your reference, With the development of our social and economy, they have constantly upgraded the C-ADBTP-2601 actual exam questions in order to provide you a high-quality and high-efficiency user experience.

Modern technology has changed the way how we live and work.

- Valid C-ADBTP-2601 Torrent C-ADBTP-2601 Reliable Exam Bootcamp Valid Dumps C-ADBTP-2601 Free Open website ➡ www.validtorrent.com and search for ⇒ C-ADBTP-2601 ⇐ for free download Valid Dumps C-ADBTP-2601 Free
- C-ADBTP-2601 Latest Test Cram C-ADBTP-2601 Authorized Test Dumps Reliable C-ADBTP-2601 Test Book

- Download 《 C-ADBTP-2601 》 for free by simply entering ► www.pdfvce.com ◀ website □ Latest C-ADBTP-2601 Dumps Pdf
- Free PDF Quiz 2026 C-ADBTP-2601: Administrating SAP Business Technology Platform(C_ADBTP_2601) – Reliable Exam Voucher □ Immediately open ✨ www.torrentvce.com □ ✨ □ and search for ✓ C-ADBTP-2601 □ ✓ □ to obtain a free download □ C-ADBTP-2601 Dumps Questions
- Knowledge C-ADBTP-2601 Points □ Test C-ADBTP-2601 Questions Answers □ Sample C-ADBTP-2601 Test Online □ Easily obtain ✨ C-ADBTP-2601 □ ✨ □ for free download through ► www.pdfvce.com ◀ □ Knowledge C-ADBTP-2601 Points
- Updated Exam C-ADBTP-2601 Voucher | 100% Free Latest C-ADBTP-2601 Exam Materials □ Search for □ C-ADBTP-2601 □ and download it for free on ► www.examdiscuss.com □ website □ C-ADBTP-2601 Dumps Questions
- Valid C-ADBTP-2601 Torrent □ C-ADBTP-2601 Latest Test Cram □ Knowledge C-ADBTP-2601 Points □ Enter □ www.pdfvce.com □ and search for { C-ADBTP-2601 } to download for free □ Valid Test C-ADBTP-2601 Test
- High Efficient C-ADBTP-2601 Cram Simulator Saves Your Much Time for Administrating SAP Business Technology Platform(C_ADBTP_2601) Exam □ “ www.pdfdumps.com ” is best website to obtain ► C-ADBTP-2601 ◀ for free download □ C-ADBTP-2601 Latest Practice Materials
- Valid Dumps C-ADBTP-2601 Free □ Knowledge C-ADBTP-2601 Points □ C-ADBTP-2601 Valid Dumps Pdf □ Search for ✨ C-ADBTP-2601 □ ✨ □ on ⇒ www.pdfvce.com □ □ □ immediately to obtain a free download □ Discount C-ADBTP-2601 Code
- Pass Guaranteed Quiz 2026 SAP Professional Exam C-ADBTP-2601 Voucher □ ► www.prep4away.com ◀ is best website to obtain ► C-ADBTP-2601 □ for free download □ Knowledge C-ADBTP-2601 Points
- C-ADBTP-2601 Brain Exam □ Reliable C-ADBTP-2601 Test Book □ C-ADBTP-2601 Latest Test Cram □ Search for ⇒ C-ADBTP-2601 □ □ □ and obtain a free download on 【 www.pdfvce.com 】 □ Exam C-ADBTP-2601 Exercise
- Updated Exam C-ADBTP-2601 Voucher | 100% Free Latest C-ADBTP-2601 Exam Materials □ Search for ⇒ C-ADBTP-2601 ⇐ and obtain a free download on “ www.prepawaypdf.com ” □ Valid Test C-ADBTP-2601 Test
- elodieqtf0955117.thelateblog.com, nettiefbss350377.bloggazza.com, dillanzaqv365869.wikiannouncing.com, thebookmarkage.com, guidemysocial.com, saulinkc675018.blognody.com, dawudznhw667784.myparisblog.com, phoebechxt776808.blog5star.com, directmysocial.com, joshgvxx046828.iamthewiki.com, Disposable vapes