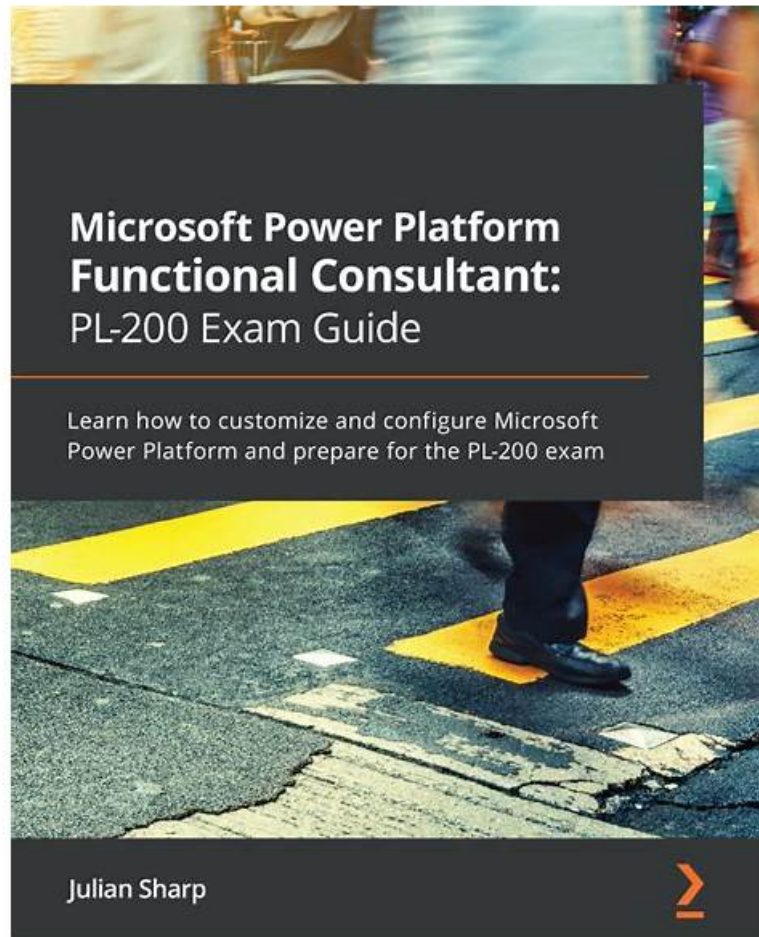


Quiz 2026 Microsoft Authoritative PL-200: New Microsoft Power Platform Functional Consultant Study Notes



P.S. Free 2026 Microsoft PL-200 dumps are available on Google Drive shared by PrepAwayTest: <https://drive.google.com/open?id=1laJMrZ20V9Tnl2gqJHjb7RyvyCuYWnL8>

If you want to take Microsoft PL-200 exam, PrepAwayTest Microsoft PL-200 exam dumps are your best tools. The dumps can help you pass PL-200 test easily. And the dumps are very highly regarded. With our test questions and test answers, you don't need to worry about PL-200 Certification. Because our dumps can solve all difficult problems you encounter in the process of preparing for the exam. Before you make a decision, you can download our free demo. For this, you will know whether our questions and answers fit to you or not.

The Microsoft PL-200 dumps PDF format of PrepAwayTest is portable and printable. It means you can print Microsoft PL-200 real questions for off-screen preparation. You can also access Microsoft PL-200 dumps PDF from smartphones, laptops, and tablets anywhere anytime to prepare for the PL-200 Exam. This version of our PL-200 questions PDF is beneficial for busy applicants because they can easily use PL-200 dumps PDF and prepare for the Microsoft PL-200 test in their homes, offices, libraries, and even while traveling.

>> **New PL-200 Study Notes** <<

Exam PL-200 Course & Latest Test PL-200 Simulations

We provide Microsoft PL-200 web-based self-assessment practice software that will help you to prepare for the Microsoft Microsoft Power Platform Functional Consultant exam. Microsoft PL-200 Web-based software offers computer-based assessment solutions to help you automate the entire Microsoft Power Platform Functional Consultant exam testing procedure. The stylish and

user-friendly interface works with all browsers, including Mozilla Firefox, Google Chrome, Opera, Safari, and Internet Explorer. It will make your Microsoft Power Platform Functional Consultant exam preparation simple, quick, and smart. So, rest certain that you will discover all you need to study for and pass the Microsoft PL-200 Exam on the first try.

Microsoft PL-200 exam, also known as the Microsoft Power Platform Functional Consultant exam, is a certification exam that was introduced by Microsoft. PL-200 exam is designed to test the knowledge and skills of individuals who want to become functional consultants on the Microsoft Power Platform. PL-200 Exam focuses on various aspects of designing, building, and implementing solutions on the Power Platform.

Microsoft Power Platform Functional Consultant Sample Questions (Q211-Q216):

NEW QUESTION # 211

You are a Dynamics 365 Customer Services administrator. You have a Production instance and Sandbox instance. Users record Production instance data in the Sandbox instance.

You need to ensure that the users only record data in the Production instance.



Which security function needs to be edited to prevent access to the Sandbox? To answer, select the appropriate options in the answer area.

NOTE: Each correct selection is worth one point.

Application area	Security function
Microsoft 365 admin center	<input type="checkbox"/> Roles <input type="checkbox"/> Groups <input type="checkbox"/> Licenses <input type="checkbox"/> Access rights
Dynamics 365 Sandbox instance	<input type="checkbox"/> Roles <input type="checkbox"/> Groups <input type="checkbox"/> Access rights

Answer:

Explanation:

Application area	Security function
Microsoft 365 admin center	
Dynamics 365 Sandbox instance	

Reference:

<https://docs.microsoft.com/en-us/power-platform/admin/control-user-access>

NEW QUESTION # 212

Your organization does not permit the use of custom code for solutions.

You need to create a view that can be viewed by all users in an organization.

Where should you create the view?

- A. System Settings
- B. Microsoft Excel template
- C. Templates area
- D. Table component of a solution

Answer: D

Explanation:

Edit a public or system view in app designer

You can change the way a public or system view is displayed by adding, configuring, or removing columns.

* In the Views list for a table, select the Show list of references down arrow Drop Down. Edit View.



* Next to the view you want to edit, select Open the View Designer Open view Designer.

The view opens in the view designer.

When you edit a public or system view, you must save and publish your changes before they will be visible in the application.

Reference:

<https://docs.microsoft.com/en-us/powerapps/maker/model-driven-apps/create-edit-views-app-designer>

NEW QUESTION # 213

You must create a new table to support a new feature for an app. Records for the table must be associated with a business unit and specify security roles for the business unit. You need to configure table ownership. Which table ownership type should you use?

- A. business-owned
- B. user or team owned
- C. none
- D. organization-owned

Answer: B

NEW QUESTION # 214

You are designing the organization structure for a company that has 5,000 users. You need to configure security roles for the company while minimizing administrative effort. What should you do? To answer, select the appropriate options in the answer area.

NOTE: Each correct selection is worth one point.

Answer:

Explanation:

Requirement	Action
Apply a security role to everyone in a business unit.	<input type="checkbox"/> Assign the security role to the default business unit team. <input type="checkbox"/> Assign the security role individually to each user in the business unit. <input checked="" type="checkbox"/> Create a new team, add the business unit users, and then assign the security role to the team.
Ensure an individual can see records in their current business unit and a child business unit.	<input type="checkbox"/> Grant the user a security role from the child business unit. <input checked="" type="checkbox"/> Grant the user the Parent: Child Business Units security permission. <input type="checkbox"/> Grant the user a security role from the root business unit.

Explanation

Box 1: Create a new team, and the business unit users, and the assign the security role to the team

Change the business unit for a team

Important

By changing the business unit for a team, you can remove all security role assignments for the team. At least one security role must be assigned to the team in the new business unit.

* Select an environment and go to Settings > Users + permissions > Teams.

* Select the checkbox for a team name.

* Screenshot selecting a team.

* On the menu bar, select Change Business Unit.

* In the Change Business Unit dialog box, select a business unit. Enable Move records to new business unit to move to a new business unit. Select OK.

Box 2: Grant the user a security role from the child business unit.

Reference: <https://docs.microsoft.com/en-us/power-platform/admin/create-edit-business-units>

<https://docs.microsoft.com/en-us/power-platform/admin/security-roles-privileges>

NEW QUESTION # 215

A company's sales staff wants a simplified way to manage their opportunities in Dynamics 365 Sales without adding custom code. You need to provide a solution for each requirement.

Which solutions should you provide? To answer, select the appropriate options in the answer area.

NOTE: Each correct selection is worth one point.

Answer:

Explanation:

Explanation:

Box 1: Add a Kanban control.

DOWNLOAD the newest PrepAwayTest PL-200 PDF dumps from Cloud Storage for free: <https://drive.google.com/open?id=1aJMrZ20V9Tnl2gqJHjb7RyvyCuYWnL8>