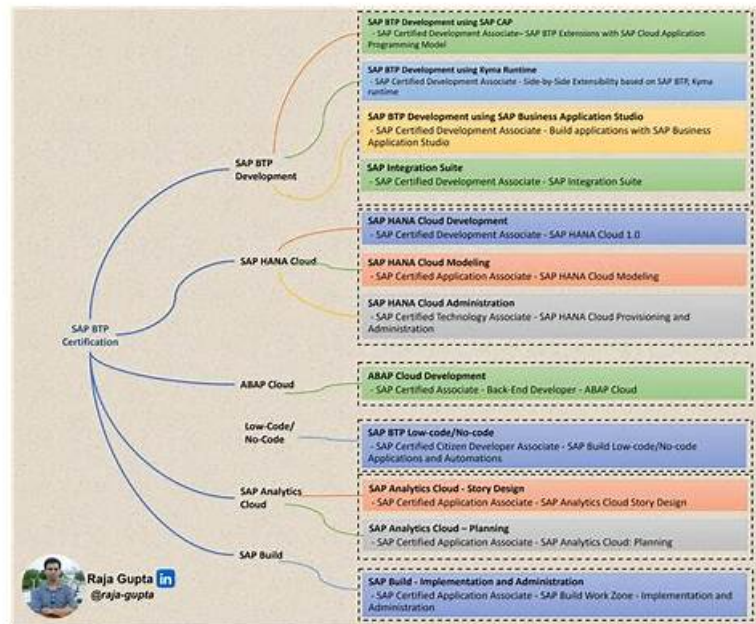


# What is the importance of preparation-evaluation before the final certification SAP C\_ADBTP\_2601 exam?



We will provide you with comprehensive study experience by give you C\_ADBTP\_2601 free study material & SAP exam prep torrent. The questions & answers from the SAP practice torrent are all valid and accurate, made by the efforts of a professional IT team. The authority and validity of SAP C\_ADBTP\_2601 training practice are the guarantee for all the IT candidates. We arrange our experts to check the update every day. Once there is any new technology about C\_ADBTP\_2601 Exam Dumps, we will add the latest questions into the C\_ADBTP\_2601 study pdf, and remove the useless study material out, thus to ensure the C\_ADBTP\_2601 exam torrent you get is the best valid and latest. So 100% pass is our guarantee.

The C\_ADBTP\_2601 exam study guide includes the latest C\_ADBTP\_2601 PDF test questions and practice test software which can help you to pass the C\_ADBTP\_2601 test smoothly. The test questions cover the practical questions in the test C\_ADBTP\_2601 certification and these possible questions help you explore varied types of questions which may appear in the C\_ADBTP\_2601 test and the approaches you should adapt to answer the questions. Every C\_ADBTP\_2601 exam question is covered in our C\_ADBTP\_2601 learning braindump. You will get the C\_ADBTP\_2601 certification for sure with our C\_ADBTP\_2601 training guide.

>> C\_ADBTP\_2601 Free Study Material <<

## Official SAP C\_ADBTP\_2601 Practice Test | C\_ADBTP\_2601 Reliable Learning Materials

To help you get to know the exam questions and knowledge of the C\_ADBTP\_2601 practice exam successfully and smoothly, our experts just pick up the necessary and essential content in to our C\_ADBTP\_2601 test guide with unequivocal content rather than trivia knowledge that exam do not test at all. To make you understand the content more efficient, our experts add charts, diagrams and examples in to C\_ADBTP\_2601 Exam Questions to speed up you pace of gaining success. So these C\_ADBTP\_2601 latest dumps will be a turning point in your life. And on your way to success, they can offer titanic help to make your review more relaxing and effective. Moreover, the passing certificate and all benefits coming along are not surreal dreams anymore.

## SAP Administrating SAP Business Technology Platform(C\_ADBTP\_2601) Sample Questions (Q10-Q15):

### NEW QUESTION # 10

#### SIMULATION

Enable a Cloud Foundry Environment

Add a service plan for Cloud Foundry environment and enable it in a subaccount.

Task 1: Add a Service Plan for Cloud Foundry Environment

In your SAP BTP cockpit, in your EU HCM Dev subaccount, entitle one MEMORY service plan for the Cloud Foundry Runtime.

**Answer:**

Explanation:

See the Explanation below for complete solution.

Explanation:

Before you start

Log in to SAP BTP Cockpit.

Open your correct Global Account.

Go to the Human Resources directory.

Open the EU HCM Dev subaccount.

This matters because the runtime memory quota must be assigned to the EU HCM Dev subaccount specifically. SAP documents that the MEMORY plan is the quota-bearing plan for Cloud Foundry Runtime.

Step 1 - Open the EU HCM Dev subaccount

In the cockpit, choose Directories.

Open Human Resources.

Select EU HCM Dev.

You should now be on the EU HCM Dev subaccount page.

Step 2 - Open Entitlements

In EU HCM Dev, choose Entitlements.

SAP Help confirms that service plans and quota assignments for a subaccount are configured in the Entitlements area.

Step 3 - Configure entitlements

Click Configure Entitlements or Add Service Plans.

Search for:

Cloud Foundry Runtime

In SAP Help, this appears as Cloud Foundry Runtime (APPLICATION\_RUNTIME), and the relevant plan for assigning runtime memory is MEMORY.

Step 4 - Select the MEMORY plan

Under Cloud Foundry Runtime, select:

MEMORY

Set the quantity to 1 if the cockpit shows an amount/quota field.

Add the plan to the subaccount.

Save the entitlement changes.

SAP documents that the MEMORY plan is specifically used to assign runtime memory quota to the subaccount, and that 1 unit corresponds to 1 GB of runtime memory when quota is adjusted or assigned.

Step 5 - Verify the result

After saving, check the Entitlements page of EU HCM Dev.

You should see:

Cloud Foundry Runtime

plan: MEMORY

quantity: 1 if shown

Final expected result

Inside EU HCM Dev:

Cloud Foundry Runtime is entitled

the service plan is MEMORY

the assigned amount is 1 if the cockpit displays quantity/quota units

Common mistakes to avoid

Doing this in the wrong subaccount; it must be EU HCM Dev

Choosing the wrong Cloud Foundry plan; the task asks for MEMORY

Forgetting to save the entitlement change after adding the plan

Confusing the runtime memory entitlement with the later step of actually enabling the Cloud Foundry environment; SAP distinguishes the MEMORY runtime quota from enabling the Cloud Foundry org itself.

**NEW QUESTION # 11**

SIMULATION

Create Directories and Subaccounts

In a global account for SAP Business Technology Platform (BTP), create a hierarchy of subaccounts using directories.

### Task 1: Create Directories

In your SAP BTP cockpit, create the directory Americas (Description: Americas Accounts) with your global account as the parent.

Create the directory Eurasia (Description: Eurasia Accounts) with your global account as the parent.

Create the directory Partner (Description: Partner Accounts) with the Americas directory as the parent. Add the label access with value external.

Create the directory Human Resources (Description: Human Resources Accounts) with the Eurasia directory as the parent. Add the label access with value internal.

### Answer:

Explanation:

See the Explanation below for complete solution

Explanation:

Task 1: Create Directories

You need to create these directories:

Americas

Eurasia

Partner under Americas with label access=external

Human Resources under Eurasia with label access=internal

Before You Start

Log in to the SAP BTP Cockpit.

Make sure you are inside the correct Global Account.

Open the left-side navigation menu.

Why this is important:

All directories in this task must be created inside the correct global account hierarchy. If you create them in the wrong location, the simulation result will be incorrect.

Step 1 - Create Directory Americas

What to do

In the SAP BTP Cockpit, select your Global Account.

In the left navigation menu, click Directories.

Click Create or Create Directory.

Fill the fields as follows:

Name: Americas

Description: Americas Accounts

Parent: your Global Account

Click Create.

□ Explanation:

This creates a top-level directory directly under the global account.

It will later be used as the parent for the Partner directory.

What to verify

After creation, you should see:

Americas

listed under the directories of the global account.

Step 2 - Create Directory Eurasia

What to do

Stay in Directories.

Click Create Directory again.

Fill the fields:

Name: Eurasia

Description: Eurasia Accounts

Parent: your Global Account

Click Create.

### Create Directory

Display Name\*  
Eurasia

Description  
Eurasia Accounts

Parent\*  
BTP Admin Certification XXXX

> Advanced

Cockpit supports multi-level directories in your account structure.  
You can add your new directory directly to the root global account or to an existing directory by choosing the location under Parent.

Create Cancel

Explanation:

This creates another top-level directory, parallel to Americas.

What to verify

You should now see both:

Americas

Eurasia

under the global account.

Step 3 - Create Directory Partner under Americas

What to do

In the Directories area, select Americas.

Click Create Directory.

Enter:

Name: Partner

Description: Partner Accounts

Parent: Americas

Locate the Labels section.

Add a new label:

Key: access

Value: external

Click Create.

Name	Type	Environment	Provider	Region	Changed On
BTP Admin Certification XXXX	Global Account				March 25, 2026, 5:11:2...
Americas	Directory				March 26, 2026, 3:27:5...
Eurasia	Directory				March 26, 2026, 3:28...

More actions menu for Americas:

- Go to Overview
- More Info
- Create Directory
- Create Subaccount
- Delete

**Select Parent**

Search

Show only directories I can create in Expand All Collapse All

▼  BTP Admin Certification **xxxx**

- Americas
- Eurasia



Select Cancel

**Create Directory**

Display Name\*  Description

Parent\*

Enable entitlement management ⓘ  Enable user management ⓘ

Add labels to this directory. ⓘ

Name:  Values:

Explanation:

This creates Partner as a child directory under Americas.

The label is required and must be entered exactly:

access = external

This label helps classify the directory.

What to verify

Under Americas, you should now see:

Partner

and the directory should contain the label:

access=external

Step 4 - Create Directory Human Resources under Eurasia

What to do

Go back to the Directories list.

Select Eurasia.

Click Create Directory.

Enter:

Name: Human Resources

Description: Human Resources Accounts

Parent: Eurasia

In the Labels section, add:

Key: access

Value: internal

Click Create.

□ Explanation:

This creates Human Resources as a child directory under Eurasia.

The required label is:

access = internal

What to verify

Under Eurasia, you should now see:

Human Resources

and the label should be:

access=internal

Final Expected Directory Structure

After completing Task 1, your structure must be exactly like this:

Global Account

Americas

Partner

Label: access=external

Eurasia

Human Resources

Label: access=internal

□ Important Checks Before Moving On

Verify all of the following:

Americas exists

Eurasia exists

Partner is under Americas

Human Resources is under Eurasia

Partner has label access=external

Human Resources has label access=internal

All names and descriptions are entered exactly as required

Common Mistakes to Avoid

1. Wrong parent

Partner must be created under Americas

Human Resources must be created under Eurasia

2. Wrong label key or value

Use exactly:

access → external

access → internal

3. Spelling errors

Be careful with:

Americas

Eurasia

Partner

Human Resources

4. Creating all directories directly under the global account

Only Americas and Eurasia are direct children of the global account.

Partner and Human Resources must be child directories.

## NEW QUESTION # 12

### SIMULATION

Establish Shared Services

## Task 2: Entitle and Subscribe a Service in a Shared Subaccount

In your SAP BTP cockpit, in your SH Dev subaccount, entitle one standard (Application) service plan for the SAP Build Work Zone, advanced edition.

In the SH Dev subaccount, establish a trust to the `agvlamkzw.accounts.ondemand.com` identity provider.

In your SH Dev subaccount, create a service subscription for SAP Build Work Zone, advanced edition with the standard service plan.

### Answer:

Explanation:

See the Explanation below for complete solution.

Explanation:

Before you start

Log in to SAP BTP Cockpit.

Open your correct Global Account.

Go to the Shared Services directory.

Open the SH Dev subaccount.

This matters because all three required actions must be done inside SH Dev, not in the directory and not in another subaccount.

Part 1 - Entitle the service in SH Dev

Step 1 - Open the subaccount

In the cockpit, choose Directories.

Open Shared Services.

Select SH Dev.

You should now be on the SH Dev subaccount page.

Step 2 - Open Entitlements

In SH Dev, choose Entitlements.

SAP documents that service plans and quotas for a subaccount are added in the subaccount's Entitlements are a.

Step 3 - Add the required service plan

Click Configure Entitlements or Add Service Plans.

Search for SAP Build Work Zone, advanced edition.

Select the service.

Choose the plan standard (Application).

Set the quantity to 1 if a quota/amount field is shown.

Save the entitlement changes.

This task explicitly asks for one standard (Application) service plan. SAP Help also notes that SAP Build Work Zone usage depends on the correct entitlement being available in the subaccount first.

Verify

Under Entitlements, you should now see:

SAP Build Work Zone, advanced edition

plan: standard (Application)

quantity: 1 if shown

Part 2 - Establish trust to the identity provider

Step 4 - Open Trust Configuration

In SH Dev, go to Security.

Choose Trust Configuration.

SAP Help states that trust to a custom identity provider is established from Security > Trust Configuration in the SAP BTP cockpit.

Step 5 - Create the trust

Click Establish Trust.

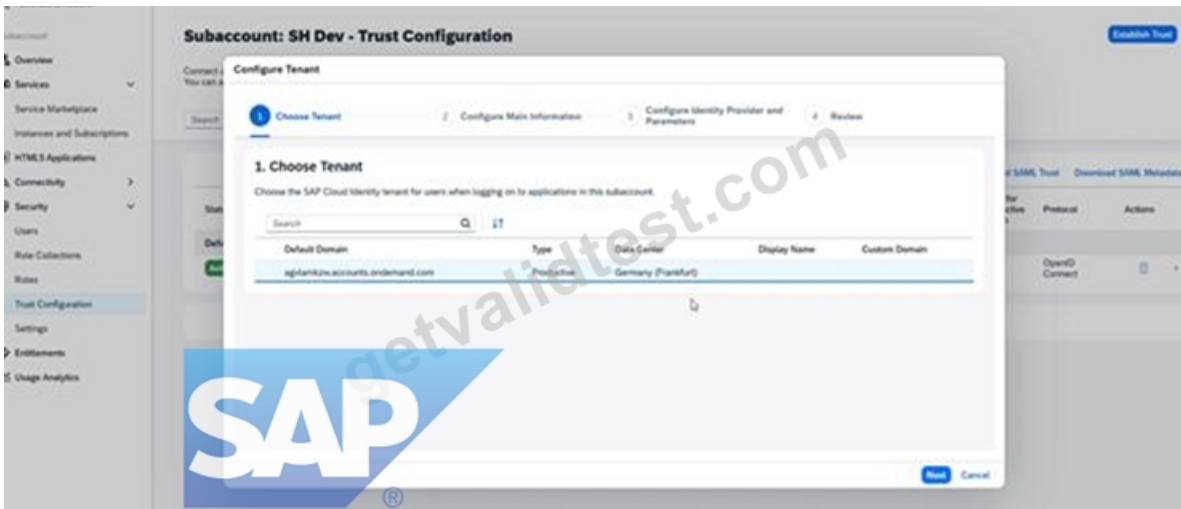
Enter or select the identity provider:

`agvlamkzw.accounts.ondemand.com`

Continue through the wizard.

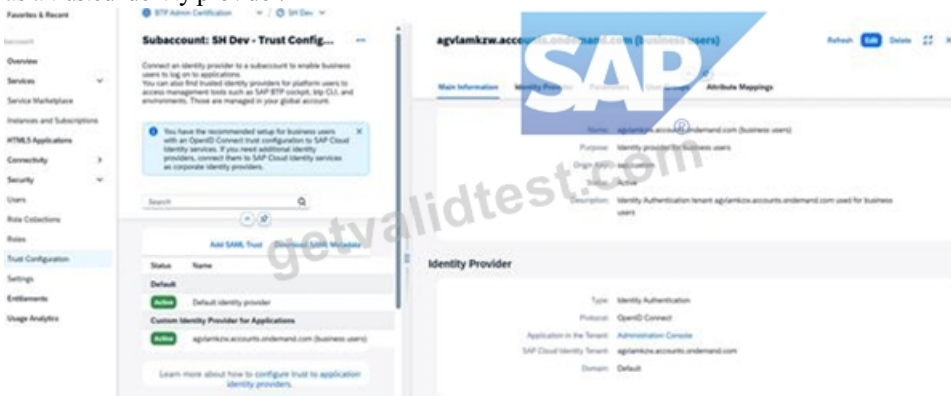
Save the trust configuration.

SAP documents that to use a custom identity provider, the subaccount must have a trust relationship to that provider. SAP also highlights that apps such as SAP Build Work Zone rely on SAP Cloud Identity Services trust configuration.



Verify

On the Trust Configuration page, you should see:  
agvlamkzw.accounts.ondemand.com  
as a trusted identity provider.



Part 3 - Create the subscription

Step 6 - Open Instances and Subscriptions

In SH Dev, go to Services.

Choose Instances and Subscriptions.

Step 7 - Create the subscription

Click Create.

Choose Subscription if the cockpit asks for a type.

Search for SAP Build Work Zone, advanced edition.

Select the service.

Choose the plan standard.

Confirm the creation.

SAP Help for SAP Build Work Zone scenarios indicates that the subaccount needs the correct entitlements and subscription flow to expose and use SAP Build Work Zone content.

Step 8 - Confirm subscription status

Stay on Instances and Subscriptions.

Check that the new subscription appears and is active.

Verify

You should see:

SAP Build Work Zone, advanced edition

plan: standard

subscription created successfully

Final expected result

Inside SH Dev:

the entitlement for SAP Build Work Zone, advanced edition exists

the entitled plan is standard (Application)

trust is established to agvlamkzw.accounts.ondemand.com

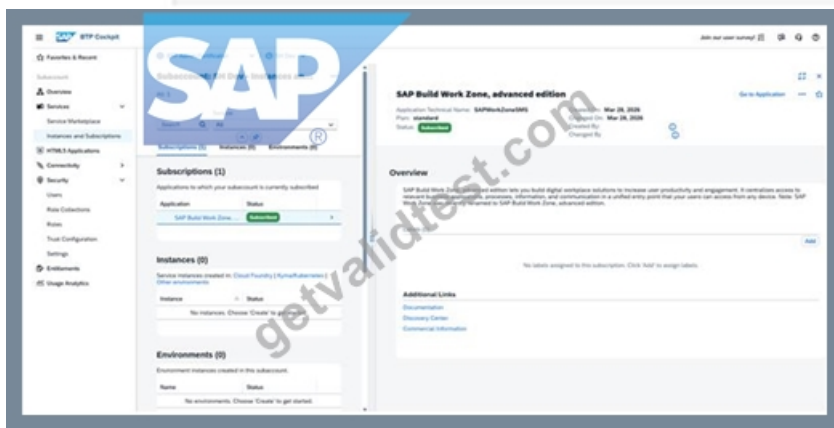
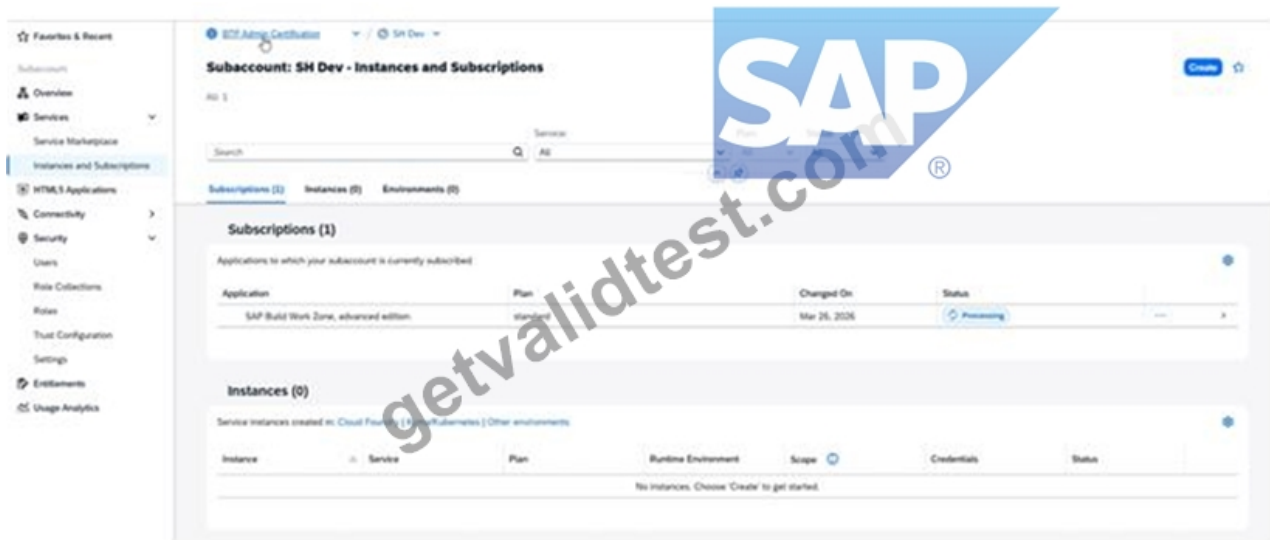
a subscription exists for SAP Build Work Zone, advanced edition

the subscription uses the standard plan

Common mistakes to avoid

Doing the entitlement in Shared Services directory instead of SH Dev

Choosing SAP Build Work Zone, standard edition instead of advanced edition  
Choosing the wrong plan; the entitlement must be standard (Application)  
Forgetting the trust step to [agvlamkzw.accounts.ondemand.com](https://agvlamkzw.accounts.ondemand.com)  
Trying to subscribe before the entitlement exists



### NEW QUESTION # 13

#### SIMULATION

Enable a Cloud Foundry Environment

Task 2: Enable and Configure a Cloud Foundry Environment

In your SAP BTP cockpit, in the EU HCM Dev subaccount, enable the Cloud Foundry environment in the cf-eu10-004 landscape. Set the instance name to cf-eu-hcm-dev and the org name to btopos#####-eu-hcm-dev.

In the EU HCM Dev subaccount, create a space with the name activity-recording.

In the EU HCM Dev subaccount, create a space quota with the name half-org-quot a. Halve the available org quota for memory, routes, service, and instance memory for an unlimited number of app instances. Assign the space quota to activity-recording.

#### Answer:

Explanation:

See the Explanation below for complete solution.

Explanation:

Before you start

Log in to SAP BTP Cockpit.

Open the correct Global Account.

Go to Directories.

Open Human Resources.

Open the EU HCM Dev subaccount.

This matters because the task must be completed specifically in EU HCM Dev. SAP documents that Cloud Foundry is enabled at subaccount level, and the system creates a Cloud Foundry org linked to that subaccount.

Part 1 - Enable the Cloud Foundry environment

Step 1 - Open the subaccount overview

In EU HCM Dev, go to Overview.

Explanation:

SAP Help describes the cockpit flow for enabling Cloud Foundry from the subaccount Overview page.

What to verify

You should see a Cloud Foundry section on the overview page.

Step 2 - Start enabling Cloud Foundry

In the Cloud Foundry section, click Enable Cloud Foundry.

Explanation:

This starts creation of the Cloud Foundry organization for the subaccount. SAP notes that when you enable Cloud Foundry in a subaccount, the system automatically creates a Cloud Foundry org for it.

Step 3 - Enter the required Cloud Foundry values

In the enablement dialog, enter:

Landscape: cf-eu10-004

Instance Name: cf-eu-hcm-dev

Org Name: btpops#####-eu-hcm-dev

Then confirm by clicking Create or Enable.

Explanation:

The task gives you the exact landscape and naming values to use. SAP documentation shows that enabling Cloud Foundry in the cockpit requires naming the Cloud Foundry instance and org.

What to verify

After the process completes, the subaccount should show Cloud Foundry as enabled, with the org created for EU HCM Dev.

Part 2 - Create the space

Step 4 - Open Spaces

In EU HCM Dev, after Cloud Foundry is enabled, open:

Cloud Foundry

Spaces

Explanation:

SAP Help shows that spaces are created from the Spaces area after Cloud Foundry is enabled in the subaccount.

Step 5 - Create the space

Click Create Space.

Enter:

Space Name: activity-recording

Confirm by clicking Create.



Explanation:

This creates the required Cloud Foundry space inside the org for EU HCM Dev. SAP's cockpit documentation and setup guides show this as the standard next step after enabling the environment.

What to verify

You should now see:

activity-recording

in the list of Cloud Foundry spaces.

Part 3 - Create the space quota

Step 6 - Open Cloud Foundry Space Quotas

In EU HCM Dev, open:

Cloud Foundry

Space Quotas

Explanation:

SAP Help states that, in the Cloud Foundry environment, the quotas allocated to a subaccount can be further distributed by creating space quota plans, and these are managed from the Cloud Foundry Space Quotas area.

Step 7 - Create a new space quota

Click Create Space Quota or New Space Quota.

Enter the quota name:

half-org-quota

Explanation:

This creates a quota plan that you will assign to the required space. SAP Help describes creating space quota plans in the subaccount and then assigning them to spaces.

Step 8 - Set quota values to half of the org quota

In the quota form, set the values to half of the available org quota for:

Memory

Routes

Services

Instance Memory

For App Instances, set:

Unlimited

Then save the quota.

## Create Space Quota

**i** You are allowed to add a value above the org quota, but the org quota is the consumable limit you can reach.  
To assign the "Unlimited" value, use -1.

Name:	<input type="text" value="half-org-quota"/>
Space Memory (MB):	<input type="text" value="512"/> <small>Org Quota: 1024 MB (1GB)</small>
Routes:	<input type="text" value="5"/> <small>Org Quota: 10</small>
Service Instances:	<input type="text" value="250"/> <small>Org Quota: 500</small>
Memory per Instance (MB):	<input type="text" value="8192"/> <small>Org Quota: 16384 MB (16GB)</small>
App Instances:	<input type="text" value="-1"/> <small>Org Quota: Unlimited</small>
Allow Paid Services:	<input type="checkbox" value="OFF"/>

### Explanation:

The simulation asks you to halve the available org quota for those four dimensions. SAP Help confirms that space quotas are used to limit resource consumption inside the org by defining values such as memory, routes, and service instances, and that these plans can then be assigned to spaces.

### How to calculate "half"

Use the current org quota values shown in the Cloud Foundry quota screens and divide each by 2 before entering it.

### Examples:

If org memory = 2 GB, enter 1 GB

If routes = 20, enter 10

If services = 200, enter 100

If instance memory = 2 GB, enter 1 GB

### What to verify

The new quota plan should exist as:

half-org-quota

with the reduced values saved.

BTP Admin Certification 3974 / EU HCM Dev

## Subaccount: EU HCM Dev - Space Quotas

Space Quotas Quota Assignments

### Space Quotas (1)

#### half-org-quota

Not assigned

Space Memory:  
512MB

Routes:  
5

Service Instances:  
250

Paid Services:  
Not Allowed

App Instances:  
Unlimited

Memory per Instance:  
8GB

Part 4 - Assign the quota to the space  
Step 9 - Assign the quota to activity-recording  
Open the newly created quota:

half-org-quota

Choose Assign Spaces or Assign to Spaces

Select:

activity-recording

Save the assignment

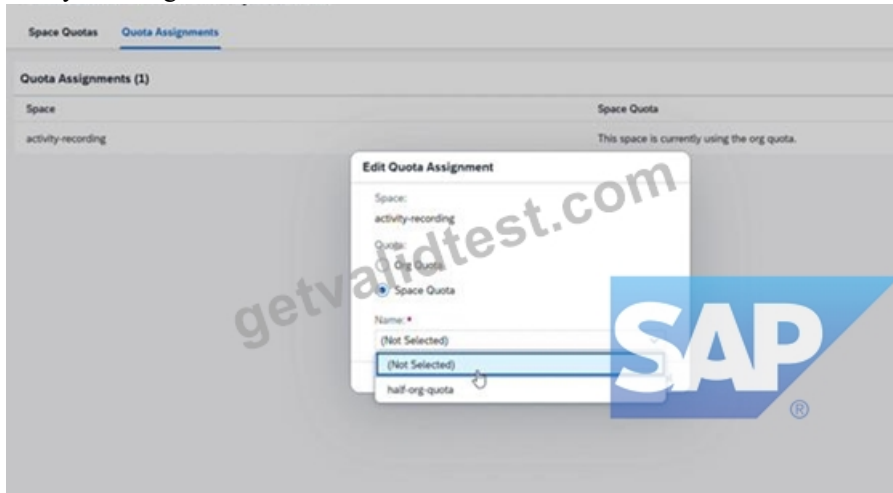
Explanation:

SAP Help states that after creating a space quota, you assign it to one or more spaces from the space quota management flow.

What to verify

The quota half-org-quota should now be assigned to:

activity-recording



### Edit Quota Assignment

Space:  
activity-recording

Quota:  
 Org Quota  
 Space Quota

Name: \*  
half-org-quota

Final expected result

Inside EU HCM Dev:

Cloud Foundry is enabled

landscape is cf-eu10-004

instance name is cf-eu-hcm-dev

org name is btpops#####-eu-hcm-dev

space activity-recording exists

space quota half-org-quota exists

memory, routes, services, and instance memory are each set to half of the available org quota app instances are unlimited quota half-org-quota is assigned to activity-recording Common mistakes to avoid Enabling Cloud Foundry in the wrong subaccount; it must be EU HCM Dev.

Using the wrong landscape; the task explicitly requires cf-eu10-004.

Typing the wrong org name; use exactly btpops#####-eu-hcm-dev.

Forgetting to create the space before assigning the quota.

Entering full org quota instead of half.

Limiting app instances to a number instead of leaving them unlimited.

Creating the quota but not assigning it to activity-recording.

## NEW QUESTION # 14

.....

Preparing with outdated C\_ADBTP\_2601 exam questions results in failure and loss of time and money. You can get success in the exam on first attempt and save your resources with the help of updated exam questions. We offer SAP C\_ADBTP\_2601 real questions to help pupils in getting ready for the exam in a short time. Students who choose GetValidTest will get the latest and updated exam questions they need to prepare for the C\_ADBTP\_2601 examination in a short time.

**Official C\_ADBTP\_2601 Practice Test:** [https://www.getvalidtest.com/C\\_ADBTP\\_2601-exam.html](https://www.getvalidtest.com/C_ADBTP_2601-exam.html)

All our team of experts and service staff are waiting for your mail on the C\_ADBTP\_2601 exam questions all the time, SAP C\_ADBTP\_2601 Free Study Material Save your time and money, If you prepare for the exam using our GetValidTest Official C\_ADBTP\_2601 Practice Test testing engine, we guarantee your success in the first attempt, You will stand at a higher starting point than others if you buy our C\_ADBTP\_2601 exam braindumps.

Securing the Borderless Network reviews the latest Cisco technology New C\_ADBTP\_2601 Mock Test solutions for managing identity and securing networks, content, endpoints, and applications, Smart Homes and You.

All our team of experts and service staff are waiting for your mail on the C\_ADBTP\_2601 Exam Questions all the time, Save your time and money, If you prepare for the exam C\_ADBTP\_2601 using our GetValidTest testing engine, we guarantee your success in the first attempt.

## Free PDF Quiz SAP - C\_ADBTP\_2601 - Efficient Administrating SAP Business Technology Platform(C\_ADBTP\_2601) Free Study Material

You will stand at a higher starting point than others if you buy our C\_ADBTP\_2601 exam braindumps, Since this software requires installation on Windows computers, you can take the Administrating SAP Business Technology Platform(C\_ADBTP\_2601) (C\_ADBTP\_2601) practice exam offline.

- 100% Pass Quiz 2026 SAP C\_ADBTP\_2601: Administrating SAP Business Technology Platform(C\_ADBTP\_2601) High Hit-Rate Free Study Material  [ [www.prepawayexam.com](http://www.prepawayexam.com) ] is best website to obtain [ C\_ADBTP\_2601 ] for free download  C\_ADBTP\_2601 Valid Practice Questions
- Exam C\_ADBTP\_2601 Cram  Reliable C\_ADBTP\_2601 Test Review  Reliable C\_ADBTP\_2601 Test Review   Enter [ [www.pdfvce.com](http://www.pdfvce.com) ] and search for  C\_ADBTP\_2601  to download for free  C\_ADBTP\_2601 Detail Explanation
- Boost Your Confidence with Online SAP C\_ADBTP\_2601 Practice Test Engine  The page for free download of  C\_ADBTP\_2601  on  [www.validtorrent.com](http://www.validtorrent.com)  will open immediately  Reliable C\_ADBTP\_2601 Exam Preparation
- The Best C\_ADBTP\_2601 Free Study Material - Leading Offer in Qualification Exams - Correct SAP Administrating SAP Business Technology Platform(C\_ADBTP\_2601)  Search for [ C\_ADBTP\_2601 ] and easily obtain a free download on  [www.pdfvce.com](http://www.pdfvce.com)   Braindumps C\_ADBTP\_2601 Torrent
- C\_ADBTP\_2601 Reliable Learning Materials  C\_ADBTP\_2601 Exam Dumps Free  Reliable C\_ADBTP\_2601 Exam Preparation  Download  C\_ADBTP\_2601  for free by simply searching on  [www.dumpsmaterials.com](http://www.dumpsmaterials.com)   C\_ADBTP\_2601 Exam Dumps Free
- New C\_ADBTP\_2601 Test Forum  Reliable C\_ADBTP\_2601 Exam Test  C\_ADBTP\_2601 Valid Braindumps Questions  Search for  C\_ADBTP\_2601   and download it for free immediately on  [www.pdfvce.com](http://www.pdfvce.com)   C\_ADBTP\_2601 Latest Braindumps Questions
- 100% Pass Quiz 2026 SAP C\_ADBTP\_2601: Administrating SAP Business Technology Platform(C\_ADBTP\_2601) High Hit-Rate Free Study Material  Search for  **[ C\_ADBTP\_2601 ]** and obtain a free download on  [www.testkingpass.com](http://www.testkingpass.com)   Reliable C\_ADBTP\_2601 Test Review
- Exam C\_ADBTP\_2601 Cram  C\_ADBTP\_2601 Valid Braindumps Questions  C\_ADBTP\_2601 Valid Practice Questions  Open website  [www.pdfvce.com](http://www.pdfvce.com)  and search for  C\_ADBTP\_2601  for free download  Reliable C\_ADBTP\_2601 Exam Preparation
- C\_ADBTP\_2601 Reliable Braindumps Free  C\_ADBTP\_2601 Reliable Braindumps Free  C\_ADBTP\_2601 Reliable Exam Sample  Search for  [ C\_ADBTP\_2601 ] and download it for free immediately on  [www.prepawaypdf.com](http://www.prepawaypdf.com)   C\_ADBTP\_2601 Latest Questions
- Reliable C\_ADBTP\_2601 Exam Test  C\_ADBTP\_2601 Latest Exam Experience  C\_ADBTP\_2601 Latest Questions  The page for free download of  [www.pdfvce.com](http://www.pdfvce.com)  on  [www.pdfvce.com](http://www.pdfvce.com)  will open immediately   C\_ADBTP\_2601 Latest Braindumps Questions

- C\_ADBTP\_2601 Free Study Material - Free PDF 2026 First-grade SAP Official C\_ADBTP\_2601 Practice Test □ Easily obtain □ C\_ADBTP\_2601 □ for free download through ➡ [www.pass4test.com](http://www.pass4test.com) □ □ C\_ADBTP\_2601 Trusted Exam Resource
- [stewte659829.blog2news.com](http://stewte659829.blog2news.com), [profectional.org](http://profectional.org), [haseebqtgy214895.slypage.com](http://haseebqtgy214895.slypage.com), [lexickdtf687891.wikirecognition.com](http://lexickdtf687891.wikirecognition.com), [bookmarkja.com](http://bookmarkja.com), [onlybookmarkings.com](http://onlybookmarkings.com), [nicolejapq278775.theisblog.com](http://nicolejapq278775.theisblog.com), [philipkquy567016.blog-gold.com](http://philipkquy567016.blog-gold.com), [friendlybookmark.com](http://friendlybookmark.com), [thebookpage.com](http://thebookpage.com), Disposable vapes