

Certification TDA-C01 Training, TDA-C01 Valid Test Book



BTW, DOWNLOAD part of PrepPDF TDA-C01 dumps from Cloud Storage: https://drive.google.com/open?id=13I_uyEMOPJKSe6aDGHZn6bdyKXH22xNb

“There is no royal road to learning.” Learning in the eyes of most people is a difficult thing. People are often not motivated and but have a fear of learning. However, the arrival of TDA-C01 study materials will make you no longer afraid of learning. TDA-C01 study material provides you with a brand-new learning method that lets you get rid of heavy schoolbags, lose boring textbooks, and let you master all the important knowledge in the process of making a question. Please believe that with TDA-C01 Study Materials, you will fall in love with learning.

Do you want to find a job that really fulfills your ambitions? That's because you haven't found an opportunity to improve your ability to lay a solid foundation for a good career. Our TDA-C01 quiz torrent can help you get out of trouble regain confidence and embrace a better life. Our TDA-C01 exam question can help you learn effectively and ultimately obtain the authority certification of Tableau, which will fully prove your ability and let you stand out in the labor market. We have the confidence and ability to make you finally have rich rewards. Our TDA-C01 Learning Materials provide you with a platform of knowledge to help you achieve your wishes.

>> Certification TDA-C01 Training <<

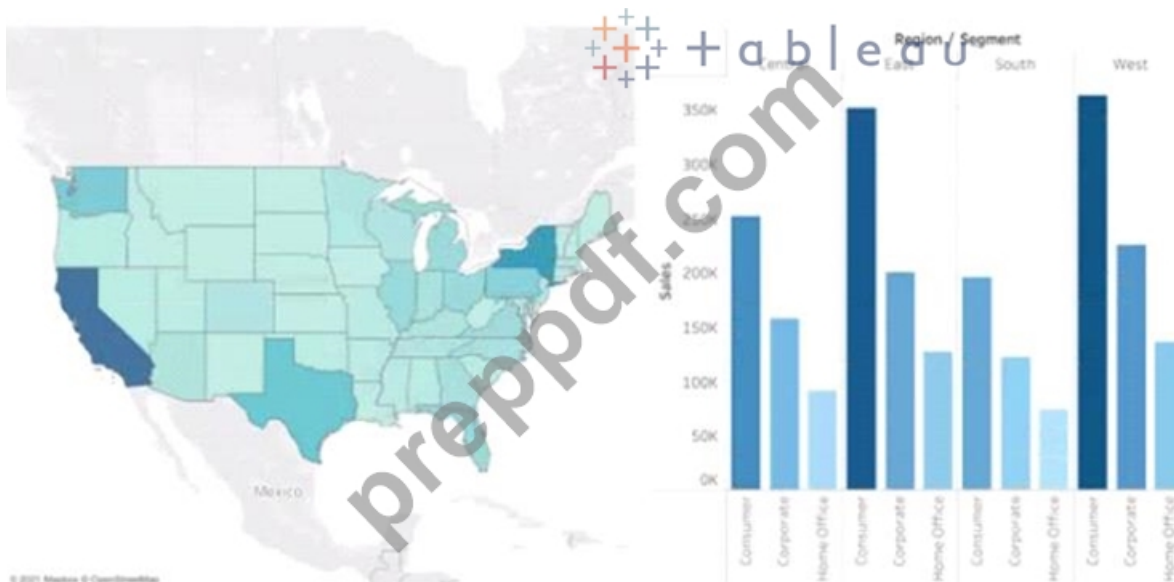
Ace Your Exam Preparation with PrepPDF Tableau TDA-C01 Exam Questions

Our company is open-handed to offer benefits at intervals, with TDA-C01 learning questions priced with reasonable prices. Almost all kinds of working staffs can afford our price, even the students. And we will give some discounts from time to time. Although our TDA-C01 practice materials are reasonably available, their value is in-estimate. We offer hearty help for your wish of certificate of the TDA-C01 exam.

Tableau Certified Data Analyst Sample Questions (Q175-Q180):

NEW QUESTION # 175

You have the following dashboard that contains two visualizations.



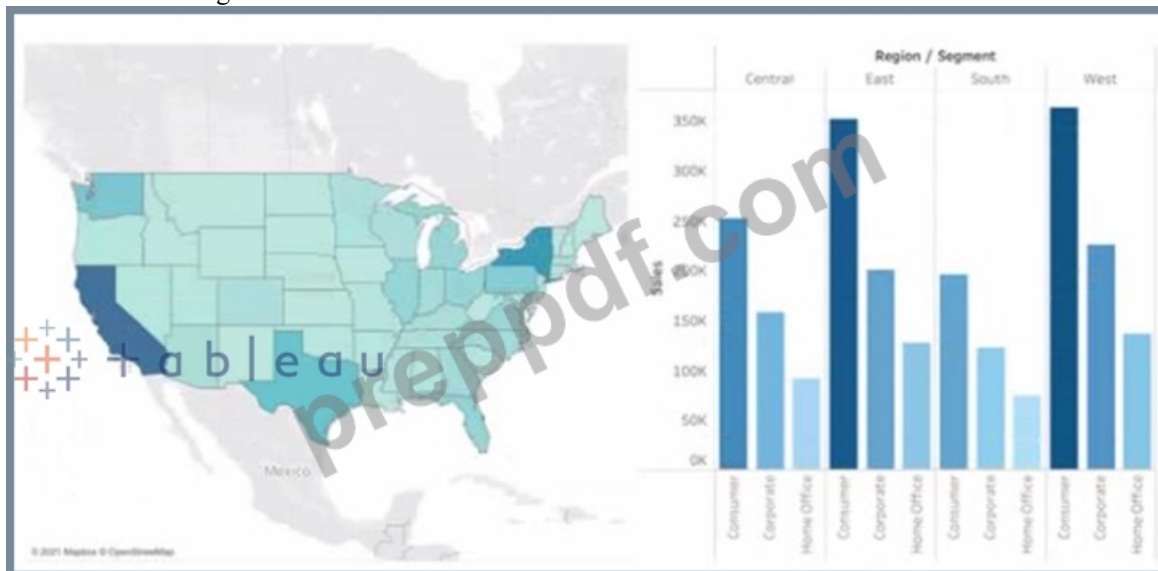
You want to show only visualization at time. Users must be able to switch between visualizations.
What should you me?

- A. Worksheet actions
- B. Showhide buttons
- C. Dashboard actions
- D. A parameter and a calculated filed

Answer: C

NEW QUESTION # 176

You have the following dashboard that contains two visualizations.



You want to show only visualization at time. Users must be able to switch between visualizations.
What should you me?

- A. Worksheet actions
- B. Dashboard actions
- C. Showhide buttons
- D. A parameter and a calculated filed

Answer: D

Explanation:

Showhide buttons are a feature that allows you to show or hide a layout container on a dashboard. You can use showhide buttons to

NEW QUESTION # 177

ID	Full Name	City	Email	Sales
1	John Lee	New York	jlee@example.com	987450.20
2	Jona Mueller	San Diego	JM@example.com	200980.99

ID	First Name	Last Name	City	Sales
1	Kaitlin	Jones	Munich	5690.99
2	Mariah	Ngo	Cologne	7878.98
...

City	Population
New York	12 000 000
Munich	1 472 000
San Diego	1 041 000
Cologne	1 086 000

Options	Answer Area
Union the sales data of both divisions.	
Open Tableau Desktop .	
Create a new column to concatenate the name for the Germany division.	
Open Tableau Prep .	
Join the sales data and the population data by using City as the join field.	

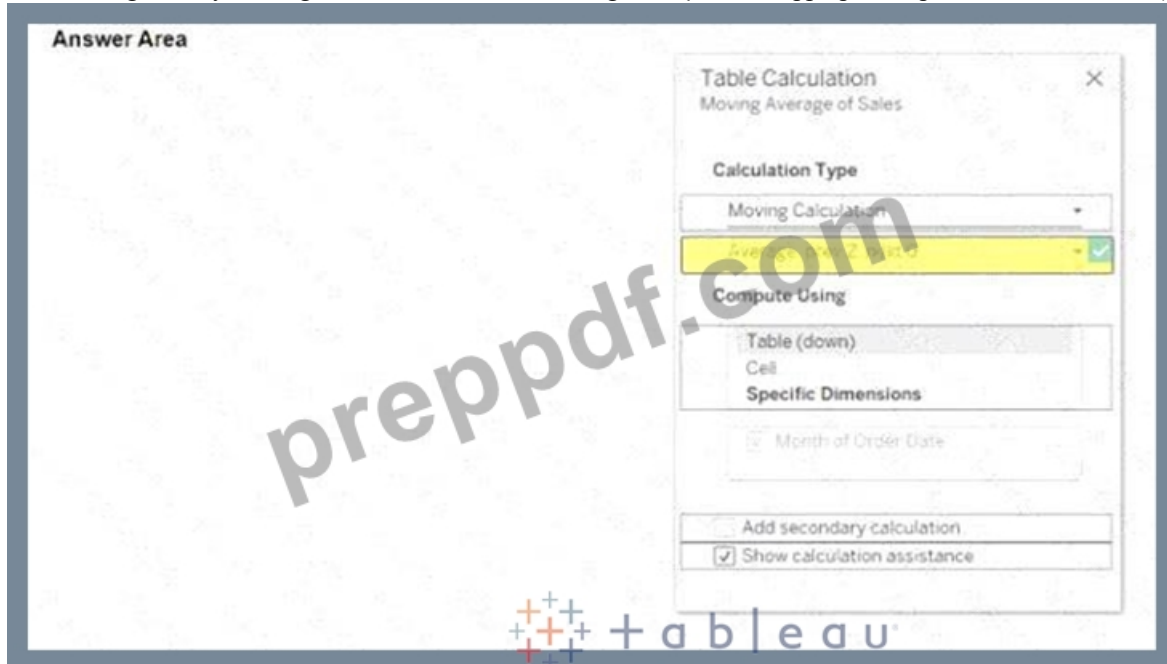
Answer Area
Open Tableau Prep
Create a new column to concatenate the name for the Germany division
Union the sales data of both divisions
Join the sales data and the population data by using Country as the join field

- ### NEW QUESTION # 178

You use a quick table calculation to calculate the moving average of a measure named Sales.


You need to calculate the moving averages of the last three years.

Which setting should you change in the Table Calculation dialog box? {Click the appropriate Option in the Answer Area}



Answer:

Explanation:



Explanation:



NEW QUESTION # 179

You create the following worksheet

The Pick Measure parameter contains the following list of values

Users can select a value from Pick Measure to change the visualization to show either the Sales measure or the Profit measure.

Which formula is used in the Selected Measure calculated field to switch between measures?

- A. Case [Pick Measure:
WHEN [Sales] then 1
WHEN [Profit] then 2 END
- B. Case [Pick Measure]
WHEN 1 then ([Sales])
WHEN 2 then ([Profit])
END
- C. Case AVG([Pick Measure])
WHEN [Sales] then 1
WHEN [Profit] then 2
END
- D. Case STFM([Pick Measure])
WHEN "Sales" then ([Sales])
WHEN "Profit" then ([Profit]) END

Answer: B

Explanation:

https://help.tableau.com/current/pro/desktop/en-us/parameters_swap.htm

This formula uses a parameter (Pick Measure) to switch between the Sales and Profit measures. When the user selects '1', it shows Sales, and when '2' is selected, it shows Profit. This dynamic switching is enabled by the Case function.

NEW QUESTION # 180

.....

All-in-One Exam Guide Practice To your TDA-C01 Exam. To meet this objective PrepPDF is offering valid, updated, and real TDA-C01 exam practice test questions in their formats.. Download TDA-C01 study guide pdf, pass Tableau Certified Data Analyst exam with full refund guarantee! Success Tableau exam with TDA-C01 Exam Questions which has high pass rate. Use free TDA-C01 certification questions to gain a good test result.

TDA-C01 Valid Test Book: <https://www.preppdf.com/Tableau/TDA-C01-prepaway-exam-dumps.html>

BONUS!!! Download part of PrepPDF TDA-C01 dumps for free: https://drive.google.com/open?id=13I_uYEMOPJKSe6aDGHZn6bdyKXH22xNb