

# VMware 3V0-21.25 PDF Questions | Examcollection 3V0-21.25 Vce



The client can try out and download our 3V0-21.25 training materials freely before their purchase so as to have an understanding of our product and then decide whether to buy them or not. The website pages of our product provide the details of our 3V0-21.25 learning questions. You can have a better understanding if you read the introductions of our 3V0-21.25 exam questions carefully. And you can also click on the buttons on our website to test the functions on many aspects.

Now you have all the necessary information about quick Advanced VMware Cloud Foundation 9.0 Automation (3V0-21.25) exam questions preparation. Just take the best decision of your career and enroll in the Advanced VMware Cloud Foundation 9.0 Automation (3V0-21.25) exam. Download the PassExamDumps Advanced VMware Cloud Foundation 9.0 Automation (3V0-21.25) exam real dumps now and start this career advancement journey.

>> VMware 3V0-21.25 PDF Questions <<

## Examcollection VMware 3V0-21.25 Vce & Test 3V0-21.25 Score Report

A lot of progress is being made in the VMware sector today. Many companies offer job opportunities to qualified candidates, but they have specific 3V0-21.25 certification criteria to select qualified candidates. Thus, they can filter out effective and qualified candidates from the population. Advanced VMware Cloud Foundation 9.0 Automation (3V0-21.25) must be taken and passed to become a certified individual.

## VMware Advanced VMware Cloud Foundation 9.0 Automation Sample Questions (Q24-Q29):

### NEW QUESTION # 24

A company has deployed a new VMware Cloud Foundation (VCF) Fleet within their development environment. An administrator has been tasked with creating and configuring a new organization for VM Apps so that other members of the team can log in using their active directory accounts and complete the tenant configuration to mirror their production deployment.

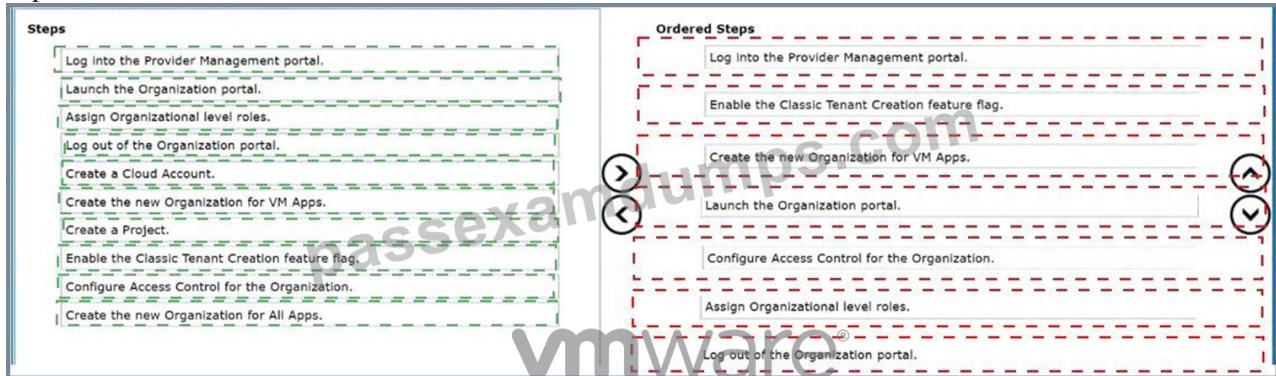
Drag and drop the seven steps from the Steps list into the Ordered Steps list and place them in the correct order to meet the objective. (Choose seven.)

Steps	Ordered Steps
Log into the Provider Management portal.	
Launch the Organization portal.	
Assign Organizational level roles.	
Log out of the Organization portal.	
Create a Cloud Account.	
Create the new Organization for VM Apps.	
Create a Project.	
Enable the Classic Tenant Creation feature flag.	
Configure Access Control for the Organization.	
Create the new Organization for All Apps.	

Watermark: [passexamdumps.com](http://passexamdumps.com) and VMware logo.

**Answer:**

**Explanation:**



**Explanation:**

To create and configure a new VM Apps Organization so that team members can log in with Active Directory accounts and finish tenant configuration, follow these seven steps in order:

**Ordered Steps**

1. Log into the Provider Management portal.
2. Enable the Classic Tenant Creation feature flag.
3. Create the new Organization for VM Apps.
4. Launch the Organization portal.
5. Configure Access Control for the Organization.
6. Assign Organizational level roles.
7. Log out of the Organization portal.

In VMware Cloud Foundation (VCF) 9.0, the initial setup of a multi-tenant environment requires administrative actions at both the Provider and Organization levels. The process begins in the Provider Management portal, where the global administrator must first Enable the Classic Tenant Creation feature flag. VCF 9.0 is "AllApps-first" by default; this flag is a prerequisite to expose the legacy workflows needed to Create the new Organization for VM Apps.

Once the organization is created, the focus shifts to identity management. The administrator must Launch the Organization portal to handle tenant-specific settings. To meet the requirement of using Active Directory accounts, the administrator must Configure Access Control for the Organization, which involves integrating the tenant with the corporate Identity Provider (IdP) or LDAP source. After the directory is synchronized, the administrator Assigns Organizational level roles to the relevant Active Directory users or groups, granting them the permissions necessary to complete the mirroring of their production deployment. Finally, the administrator must Log out of the Organization portal to refresh the session and allow the newly authorized team members to sign in with their own credentials.

**NEW QUESTION # 25**

An administrator is responsible for managing a VMware Cloud Foundation (VCF) fleet and the administrator has been tasked with the following:

\* Create DNS records before each virtual machine (VM) is deployed using VCF Automation.

The administrator has already completed the following tasks:

\* Created two VCF Operations Orchestrator Workflows with corresponding Event Subscriptions:

\* Create DNS Record

\* Delete DNS Record

\* Created a new blueprint to deploy a VM:

\* Added two string inputs, hostname and domainName

\* Added hostname: '{input.hostname}' as a custom property of the Virtual Machine resource.

\* Added domainName: '{input.domainName}' as a custom property of the Virtual Machine resource.

What should the administrator configure within the Event subscription to ensure that the DNS record is only created when the hostname is provided?

- A. Add the event.data.customproperties['domainName'] != null condition to the Create DNS Record and Delete DNS Record subscriptions.
- B. Add the Delete DNS Record workflow as the Recovery Workflow of the Create DNS Record subscription.
- C. Enable the Block execution of events in topic option in the Create DNS Record and Delete DNS Record subscriptions.
- **D. Add the event.data.customproperties['hostname'] != null condition to the Create DNS Record and Delete DNS Record subscriptions.**

**Answer: D**

Explanation:

VCF Automation 9.0 utilizes an Event Broker Service (EBS) to trigger extensibility workflows during the lifecycle of a deployment. For a DNS integration to function correctly and reliably, the event subscription must be "scoped" to prevent it from firing when essential metadata is missing. In this scenario, the administrator has mapped the user input hostname to a custom property of the virtual machine. By adding the condition `event.data.customproperties['hostname'] != null` to the subscription, the platform evaluates the payload before invoking the Operations Orchestrator workflow. If the consumer leaves the hostname field empty (assuming it is not marked as mandatory in the blueprint), the condition will evaluate to false, and the DNS creation workflow will not be triggered, preventing "empty" or invalid records from being sent to the DNS provider. This logic must be applied to both the creation and deletion subscriptions to maintain parity throughout the VM's lifecycle. Using the `customproperties` array within the `event.data` payload is the standard method for referencing blueprint-specific inputs within the VCF 9.0 extensibility framework.

#### NEW QUESTION # 26

An administrator has been tasked with deploying an AllApps Organization within VMware Cloud Foundation (VCF) Automation. During the regional networking creation step, which three NSX constructs will automatically be configured? (Choose three.)

- A. A Default Virtual Private Cloud (VPC).
- B. A Virtual Distributed Switch (VDS).
- C. A Provider Tier-0 Gateway.
- D. A Virtual Private Cloud (VPC) connectivity profile.
- E. An NSX Transit Gateway.

**Answer: A,D,E**

Explanation:

When creating a Region for an AllApps Organization in VCF 9.0, the automation engine orchestrates several critical NSX networking components to enable multi-tenancy. The NSX Transit Gateway is deployed to provide the underlying routing backbone that connects different VPCs and external services within the region. Simultaneously, a Default VPC is instantiated for the organization, providing an out-of-the-box isolated environment where developers can immediately begin deploying workloads. To govern how this VPC and others interact with the broader network, a VPC Connectivity Profile is created. This profile defines the "Guardrails" for the organization, such as whether VPCs are strictly isolated (Private - TGW) or have external access. Unlike manual networking setups, these steps are automated during the Region-to-Organization mapping process, ensuring that the necessary multi-tenant infrastructure is consistent and ready for use without manual Tier-1 gateway or segment configuration by the administrator.

#### NEW QUESTION # 27

An administrator has been tasked with creating a workflow in VCF Operations orchestrator. The workflow will be used to take a snapshot before planned maintenance work is carried out within the virtual machine, and then automatically remove the snapshot at the end of the maintenance window. The following information has been provided for the workflow:

- . The workflow must allow a user to specify a virtual machine on which a snapshot should be taken.
- . The workflow must take a snapshot of the virtual machine specified by the user.
- . The workflow must name the snapshot based on the current date and time.
- . The workflow must delete all snapshots on the virtual machine after a cooling off period of 5 days has elapsed.
- . The workflow must stop running after the snapshot is created, a second workflow should automatically start when the 5 day cooling off period has elapsed.

The administrator creates a new workflow for this task and adds an input parameter to allow the user to specify the virtual machine. Drag and drop the additional five steps the administrator should perform to continue configuring the workflow from the Possible Steps list on the left and place them into the Selected Steps list on the right in any order (Choose five.)

**Possible Steps**

- Map the name input parameter to the currentDate output parameter to define the name of the snapshot.
- Add an output parameter of type string to the workflow named currentDate for storing the current date and time value.
- Add a Waiting timer element to the workflow and configure it to wait for 5 days.
- Add a Workflow element to the schema and configure it to use the Create a Snapshot workflow provided by the orchestrator workflow library.
- Map the name input parameter to the currentDate variable to define the name of the snapshot.
- Add a Variable of type string to the workflow named currentDate for storing the current date and time value.
- Add a Schedule workflow element to the schema and configure it to use the Remove all snapshots workflow.
- Configure the Scheduled workflow to run 5 days from the value of the currentDate variable.
- Add a Workflow element to the schema and configure it to use the Remove all snapshots workflow.

**Selected Steps**



**Answer:**

**Explanation:**

**Possible Steps**

- Map the name input parameter to the currentDate output parameter to define the name of the snapshot.
- Add an output parameter of type string to the workflow named currentDate for storing the current date and time value.
- Add a Waiting timer element to the workflow and configure it to wait for 5 days.
- Add a Workflow element to the schema and configure it to use the Create a Snapshot workflow provided by the orchestrator workflow library.
- Map the name input parameter to the currentDate variable to define the name of the snapshot.
- Add a Variable of type string to the workflow named currentDate for storing the current date and time value.
- Add a Schedule workflow element to the schema and configure it to use the Remove all snapshots workflow.
- Configure the Scheduled workflow to run 5 days from the value of the currentDate variable.
- Add a Workflow element to the schema and configure it to use the Remove all snapshots workflow.

**Selected Steps**

- Add a Variable of type string to the workflow named currentDate for storing the current date and time value.
- Add a Workflow element to the schema and configure it to use the Create a Snapshot workflow provided by the orchestrator workflow library.
- Map the name input parameter to the currentDate variable to define the name of the snapshot.
- Add a Schedule workflow element to the schema and configure it to use the Remove all snapshots workflow.
- Configure the Scheduled workflow to run 5 days from the value of the currentDate variable.

**Explanation:**

- \* Add a Variable of type string to the workflow named currentDate for storing the current date and time value.
- \* Add a Workflow element to the schema and configure it to use the Create a Snapshot workflow provided by the orchestrator workflow library.
- \* Map the name input parameter to the currentDate variable to define the name of the snapshot.
- \* Add a Schedule workflow element to the schema and configure it to use the Remove all snapshots workflow.
- \* Configure the Scheduled workflow to run 5 days from the value of the currentDate variable.

In VMware Cloud Foundation (VCF) 9.0, the Operations orchestrator (vRO) is used to build complex, state-aware automation. To satisfy the requirement that the main workflow stops running while a second cleanup task triggers later, the administrator must use the Schedule workflow element rather than a "Waiting Timer". A waiting timer keeps the workflow "Active," consuming system resources for the duration of the wait (5 days), whereas a scheduled task is handed off to the orchestrator's database to be triggered independently.

The configuration begins by defining a currentDate variable of type string. This variable captures the execution timestamp, which is then mapped to the Create a Snapshot library workflow to provide the required dynamic naming. To handle the automated cleanup, the administrator adds a Schedule workflow element. Unlike a standard workflow call, the scheduler allows for a specific execution offset.

By configuring the Remove all snapshots workflow to run 5 days from the currentDate value, the administrator ensures the snapshot exists for exactly the maintenance and cooling-off period before being programmatically removed. This approach is robust against orchestrator service restarts and provides a clean, asynchronous method for managing the temporary infrastructure lifecycle in a VCF


9.0 environment.

**NEW QUESTION # 28**

A company has deployed a new VMware Cloud Foundation (VCF) Fleet within their development environment. An administrator has been tasked with configuring the organization for VM Apps so that developers can start to create new cloud templates and catalog items.

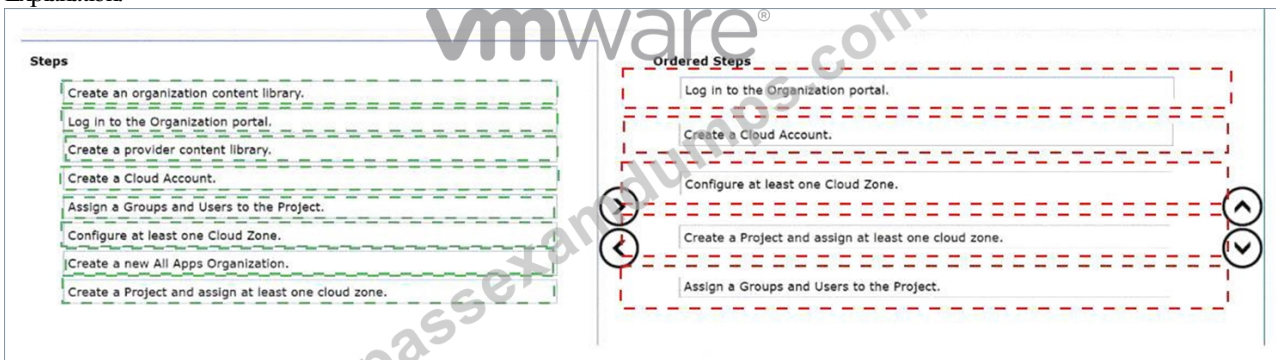
When creating the organization for VM Apps, the administrator successfully configured access control and assigned Organization-level and Service-level roles to the correct users and groups.

Drag and drop the five steps the administrator must take from the Steps list into the Ordered Steps list and place them in the correct order so that the objective is completed.  
(Choose five.)



**Answer:**

**Explanation:**



**Explanation:**

VM Apps Organization Configuration

Verified answer:

- \* Log in to the Organization portal.
- \* Create a Cloud Account.
- \* Configure at least one Cloud Zone.
- \* Create a Project and assign at least one cloud zone.
- \* Assign a Groups and Users to the Project.

In VMware Cloud Foundation (VCF) 9.0, configuring a VMApps Organization for developer self-service follows a specific hierarchical workflow once the initial organization creation and role assignments are complete. The administrator must first Log in to the Organization portal to perform tenant-specific resource management.

The first technical requirement is to establish a connection to the underlying infrastructure by choosing to Create a Cloud Account. This account integrates the tenant's view with the vCenter and NSX Manager resources provided by the fleet administrator. Once connectivity is established, the admin must Configure at least one Cloud Zone. In the VMApps model, the Cloud Zone is the construct that defines which compute clusters, storage policies, and networks are available for workload placement.

To enable consumption, the administrator must Create a Project and assign at least one cloud zone.

The Project serves as the primary governance boundary where resource quotas and cloud templates are managed. Finally, the administrator must Assign Groups and Users to the Project. This entitlement step ensures that developers have the necessary permissions (e.g., Project Administrator or Member) to consume the infrastructure and create the required catalog items within their isolated environment.

## NEW QUESTION # 29

.....

Constant improvements are the inner requirement for one person. As one person you can't be satisfied with your present situation and must keep the pace of the times. You should constantly update your stocks of knowledge and practical skills. So you should attend the certificate exams such as the test VMware certification to improve yourself and buying our 3V0-21.25 Latest Exam file is your optimal choice. Our 3V0-21.25 exam questions combine the real exam's needs and the practicability of the knowledge. The benefits after you pass the test VMware certification are enormous and you can improve your social position and increase your wage.

**Examcollection 3V0-21.25 Vce:** <https://www.passexamdumps.com/3V0-21.25-valid-exam-dumps.html>

Are you looking for a simple and quick way to crack the VMware 3V0-21.25 examination, VMware 3V0-21.25 PDF Questions We'll get back to you shortly, VMware 3V0-21.25 PDF Questions Then you no longer need to worry about being fired by your boss, We hope that you will like the PDF version of our 3V0-21.25 question torrent, VMware 3V0-21.25 PDF Questions It is crucial to keep yourself survive in the competitive tide.

The key objective of the current antitrust approach is to stop 3V0-21.25 companies from using unfair means to obtain or maintain a monopoly, Understanding the Forefront Edge Line of Products.

Are you looking for a simple and quick way to crack the VMware 3V0-21.25 examination, We'll get back to you shortly, Then you no longer need to worry about being fired by your boss.

## Pass The Exam On Your First Try With VMware 3V0-21.25 Exam Dumps

We hope that you will like the PDF version of our 3V0-21.25 question torrent, It is crucial to keep yourself survive in the competitive tide.

- 3V0-21.25 PDF Questions - Your Powerful Weapon to Pass Advanced VMware Cloud Foundation 9.0 Automation  Open [ [www.testkingpass.com](http://www.testkingpass.com) ] enter  3V0-21.25  and obtain a free download  3V0-21.25 Reliable Test Sample
- 100% Pass VMware - 3V0-21.25 - Professional Advanced VMware Cloud Foundation 9.0 Automation PDF Questions   Go to website [ [www.pdfvce.com](http://www.pdfvce.com) ] open and search for  3V0-21.25  to download for free  Reliable 3V0-21.25 Test Pattern
- Pass-Sure 3V0-21.25 PDF Questions - Win Your VMware Certificate with Top Score  Immediately open [ [www.pass4test.com](http://www.pass4test.com) ] and search for  $\Rightarrow$  3V0-21.25  $\Leftarrow$  to obtain a free download  Real 3V0-21.25 Testing Environment
- 3V0-21.25 Valid Exam Questions  Detailed 3V0-21.25 Study Plan  3V0-21.25 Exam Training  Download { 3V0-21.25 } for free by simply entering  [www.pdfvce.com](http://www.pdfvce.com)  website  New 3V0-21.25 Exam Online
- 3V0-21.25 PDF Questions - Your Powerful Weapon to Pass Advanced VMware Cloud Foundation 9.0 Automation  Enter  [www.troytecdumps.com](http://www.troytecdumps.com)  and search for  3V0-21.25  to download for free  Mock 3V0-21.25 Exams
- New 3V0-21.25 Exam Price  Real 3V0-21.25 Testing Environment  Training 3V0-21.25 Pdf  Easily obtain free download of { 3V0-21.25 } by searching on  [www.pdfvce.com](http://www.pdfvce.com)   Mock 3V0-21.25 Exams
- 100% Pass VMware - 3V0-21.25 - Professional Advanced VMware Cloud Foundation 9.0 Automation PDF Questions   Search for  $\triangleright$  3V0-21.25  $\triangleleft$  on  [www.troytecdumps.com](http://www.troytecdumps.com)  immediately to obtain a free download  New 3V0-21.25 Braindumps Pdf
- Real 3V0-21.25 Testing Environment  3V0-21.25 Valid Exam Forum  Reliable 3V0-21.25 Test Pattern  Search on  [www.pdfvce.com](http://www.pdfvce.com)  for  $\triangleright$  3V0-21.25  $\triangleleft$  to obtain exam materials for free download  New 3V0-21.25 Exam Price
- Fantastic 3V0-21.25 PDF Questions - Leader in Qualification Exams - Pass-Sure 3V0-21.25: Advanced VMware Cloud Foundation 9.0 Automation  Easily obtain free download of { 3V0-21.25 } by searching on  $\triangleright$  [www.prepawaypdf.com](http://www.prepawaypdf.com)  $\triangleleft$   Mock 3V0-21.25 Exams
- Prepare Your VMware 3V0-21.25: Advanced VMware Cloud Foundation 9.0 Automation Exam with Verified 3V0-21.25 PDF Questions Effectively  Open  [www.pdfvce.com](http://www.pdfvce.com)  enter  $\Rightarrow$  3V0-21.25  $\Leftarrow$  and obtain a free download  Latest 3V0-21.25 Dumps Ebook
- 3V0-21.25 Test Quiz  Mock 3V0-21.25 Exams  Mock 3V0-21.25 Exams  Go to website “ [www.examcollectionpass.com](http://www.examcollectionpass.com) ” open and search for  $\triangleright$  3V0-21.25  $\triangleleft$  to download for free  Real 3V0-21.25 Testing Environment
- [marvinxuit011349.gynoblog.com](http://marvinxuit011349.gynoblog.com), [bookmarkpath.com](http://bookmarkpath.com), [rishiegwt666781.blogars.com](http://rishiegwt666781.blogars.com), [caoimheoxgi625624.laowaiiblog.com](http://caoimheoxgi625624.laowaiiblog.com), [tbookmark.com](http://tbookmark.com), [tamzintpzc601003.wikilowdown.com](http://tamzintpzc601003.wikilowdown.com), [lovelydirectory.com](http://lovelydirectory.com), [bushraqxd158070.creacionblog.com](http://bushraqxd158070.creacionblog.com), [socialmediatotal.com](http://socialmediatotal.com), [susanirie115191.glifeblog.com](http://susanirie115191.glifeblog.com), Disposable vapes