

Exam Microsoft MB-820 Training, Reliable MB-820 Exam Pdf



DOWNLOAD the newest PassSureExam MB-820 PDF dumps from Cloud Storage for free: <https://drive.google.com/open?id=1qA66VqbzW-YQIQmxKflhLbESGRd932cX>

Microsoft study material is designed to enhance your personal ability and professional skills to solve the actual problem. MB-820 exam certification will be the most important one. There are many study material online for you to choose. While, the MB-820 exam dumps provided by PassSureExam site will be the best valid training material for you. MB-820 study pdf contains the questions which are all from the original question pool, together with verified answers. Besides, the explanations are very detail and helpful after the MB-820 questions where is needed. You can pass your test at first try with our MB-820 training pdf.

Microsoft MB-820 Exam Syllabus Topics:

Topic	Details
Topic 1	<ul style="list-style-type: none">• Install, develop, and deploy for Business Central: It delves into the installation and configuration of a Business Central development environment. Moreover, it discusses creating, debugging, and deploying an extension in Business Central.
Topic 2	<ul style="list-style-type: none">• Integrate Business Central with other applications: Accessing Representational State Transfer (REST) services is discussed in this topic. It also explains implementation of APIs.
Topic 3	<ul style="list-style-type: none">• Work with development tools: Implementing semi-automated test processes and managing and assessing telemetry are its sub-topics.

>> Exam Microsoft MB-820 Training <<

Reliable MB-820 Exam Pdf - MB-820 Authorized Pdf

After successful competition of the Microsoft MB-820 certification, the certified candidates can put their career on the right track and achieve their professional career objectives in a short time period. For the recognition of skills and knowledge, more career opportunities, professional development, and higher salary potential, the Microsoft MB-820 Certification Exam is the proven way to achieve these tasks quickly.

Microsoft Dynamics 365 Business Central Developer Sample Questions (Q49-Q54):

NEW QUESTION # 49

Why is it important to adhere to development standards in Business Central?

- A. To decrease the software license costs
- B. To increase the number of users that can be supported
- C. To ensure code quality and maintainability
- D. To allow for higher data storage capacity

Answer: C

NEW QUESTION # 50

Note: This question is part of a series of questions that present the same scenario. Each question in the series contains a unique solution that might meet the stated goals. Some question sets might have more than one correct solution, while others might not have a correct solution.

After you answer a question in this section, you will NOT be able to return to it. As a result these questions will not appear in the review screen.

A company plans to optimize its permission sets.

The company has the following permission sets:

Permission Set A	Permission Set B
Permissions = tabledata Job = RWD;	Permissions = tabledata Job = IRD;

You need to provide the following implementation for a third permission set:

- * Create a new Permission Set C that is a composite of Permission Set A and Permission Set B.
- * Assign Permission Set C to a user.

You need to ensure that the user has only read access to the Job table.

Solution: Set the Excluded Permission Sets property to Permission Set B.

Does the solution meet the goal?

- A. Yes
- B. No

Answer: B

NEW QUESTION # 51

You are creating a new Business Central report.

You plan to use triggers and functions to dynamically create a dataset and control the report behavior.

You must provide the following implementation.

- * Run when the report is loaded.
- * Run when the data item is iterated for the last time.
- * Skip the rest of the report.

You need to select the triggers and functions for the report.

Which triggers and functions should you use? To answer, select the appropriate options in the answer area.

NOTE: Each correct selection is worth one point.

Requirement: Runs when the report is loaded.

Runs when the data item has been iterated for the last time. Use this function to skip the rest of the report.

Use this function to skip the rest of the report.

Microsoft

Trigger/function

- OnPreReport
- OnInitReport
- OnPostReport
- OnPostDataItem
- OnPreDataItem
- OnAfterGetRecord
- CurrReport.Quit()
- CurrReport.Break()
- CurrReport.Skip()

Answer:

Explanation:

Report trigger and function

Requirement
Runs when the report is loaded.

Runs when the data item has been iterated for the last time.
Use this function to skip the rest of the report.

Use this function to skip the rest of the report.

Trigger/function

- OnPreReport
- OnInitReport
- OnPostReport
- OnPostDataItem
- OnPreDataItem
- OnAfterGetRecord
- CurrReport.Quit()
- CurrReport.Break()
- CurrReport.Skip()

NEW QUESTION # 52

You need to parse the API JSON response and retrieve each order no. in the response body.

How should you complete the code segment? To answer select the appropriate options in the answer area.

NOTE: Each correct selection is worth one point.

API JSON response

```

procedure ReadJsonData(Data: text)
var
    JToken: JToken;
    JObject: JObject;
    JArray: JArray;

    SubcontractingOrderNo: Code[20];
begin
    if Data = '' then
        exit;
    [ JToken.ReadFrom(Data) ];
    [ JObject.ReadFrom(Data) ];
    [ JObject.Get(Data) ];
    [ JToken.Read(Data) ];
    [ JToken.SelectToken('results') ];
    [ JObject.SelectToken('results', JToken) ];
    [ JToken.SelectToken('results') ];
    [ JToken := JObject.SelectToken('results') ];
    JArray := JToken.AsArray();
    foreach JToken in JArray do begin
        SubcontractingOrderNo := GetValueAsText(JToken,
            'order_no');
    end;
end;

```

Answer:

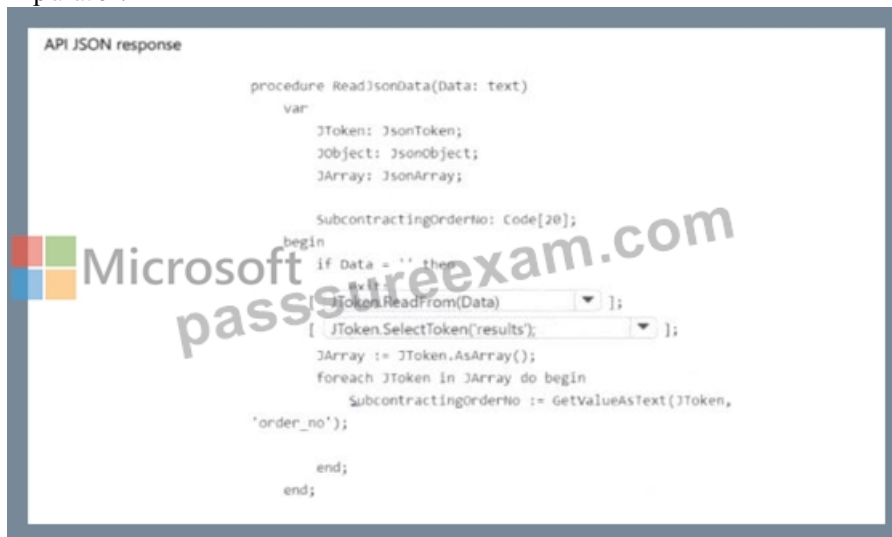
Explanation:

API JSON response

```
procedure ReadJsonData(Data: text)
var
  JToken: JToken;
  JObject: JObject;
  JArray: JArray;

  SubcontractingOrderNo: Code[20];
begin
  if Data = '' then
    exit;
  [ JToken.ReadFrom(Data) ];
  [ JObject.ReadFrom(Data) ];
  [ JObject.Get(Data) ];
  [ JToken.Read(Data) ];
  [ JToken.SelectToken('results') ];
  [ JObject.SelectToken('results', JToken) ];
  [ JToken.SelectToken('results') ];
  JToken := JObject.SelectToken('results');
  JArray := JToken.AsArray();
  foreach JToken in JArray do begin
    SubcontractingOrderNo := GetValueAsText(JToken,
      'order_no');
  end;
end;
```

Explanation:



Code Segment Analysis:

* The AL code is trying to read JSON data from a response and process it to extract subcontracting order numbers. It uses JToken, JObject, and JArray to work with the JSON data.

* JToken.ReadFrom(Data): This line reads the incoming JSON data and converts it into a token. It processes the full JSON body so you can start working with it.

* JToken.SelectToken("results"): This line selects the part of the JSON containing the results array. The key "results" is where the JSON response data is expected to be found.

* JArray: Once the results are extracted, they are stored as an array, and each element in the array (which is expected to contain subcontracting order numbers) is processed.

* SubcontractingOrderNo: The extracted order_no from the JSON is stored in this variable.

Breakdown of Steps:

* JToken.ReadFrom(Data): This step reads the entire JSON response.

* JToken.SelectToken("results"): This step selects the results array from the JSON response.

* JArray.AsArray(): This step converts the selected results token into a JSON array that can be iterated over.

* GetValueAsText(JToken, 'order_no'): This step retrieves the order_no from each element in the array.

Correct Code Completion:

* JToken.ReadFrom(Data): This is the correct method to read the incoming JSON response, as it will convert the string into a JToken that can be further processed.

* JToken.SelectToken("results"): This is the correct method to extract the results array from the token. This method looks for the key "results" in the JSON and retrieves the relevant array.

Final Code Segment:

al

Copy code

```
procedure ReadJsonData(Data: text)
```

```
var
```

```
JToken: JsonToken;
```

```
JObject: JsonObject;
```

```
JArray: JsonArray;
```

```
SubcontractingOrderNo: Code[20];
```

```
begin
```

```
if Data = " " then
```

```
exit;
```

```
JToken := JToken.ReadFrom(Data); // Step 1: Read the JSON response data.
```

```
JToken := JToken.SelectToken('results'); // Step 2: Select the "results" array.
```

```
JArray := JToken.AsArray(); // Convert the token into a JSON array.
```

```
foreach JToken in JArray do begin
```

```
SubcontractingOrderNo := GetValueAsText(JToken, 'order_no'); // Retrieve the order number.
```

```
end;
```

```
end;
```

* JToken.ReadFrom(Data): This reads the raw JSON data string and converts it into a JSON token that can be processed.

* JToken.SelectToken("results"): This extracts the results array from the JSON data.

* JArray.AsArray(): Converts the token into an array so we can iterate over it.

* GetValueAsText(JToken, 'order_no'): Extracts the order_no value from each item in the array.

NEW QUESTION # 53

You need to configure the Subcontract Docs extension to translate the fields.

Which three actions should you perform in sequence? To answer, move the appropriate actions from the list of actions to the answer area and arrange them in the correct order.

Manage multilanguage development

⋮ Open the table Subcontract Documents.

⋮ Add the CaptionML property for each field.

⋮ Complete the value for CaptionML for each field with the format <ENU>=<field caption translated into English>,<ESP>=<field caption translated into Spanish>;.


⋮ Open the Subcontract Document List page.

⋮ Add the setting "features": ["TranslationFile"] in the app.json file.

⋮ Use the build command AL: Packager in Visual Studio Code to generate the \Translations folder.

⋮ Translate the generated .xlf file.

Answer Area

 Microsoft

Answer:


Explanation:

Manage multilanguage development

- ⋮ Open the table Subcontract Documents.
- ⋮ Add the CaptionML property for each field.
- ⋮ Complete the value for CaptionML for each field with the format <ENU>='<field caption translated into English>',<ESP>='<field caption translated into Spanish>'.
- ⋮ Open the Subcontract Document List page.
- ⋮ Add the setting "features": ["TranslationFile"] in the app.json file.
- ⋮ Use the build command AL: Package in Visual Studio Code to generate the \Translations folder.
- ⋮ Translate the generated .xlf file.

Answer Area

- ⋮ Add the setting "features": ["TranslationFile"] in the app.json file.
- ⋮ Use the build command AL: Package in Visual Studio Code to generate the \Translations folder.
- ⋮ Translate the generated .xlf file.




Explanation:

Manage multilanguage development

- ⋮ Open the table Subcontract Documents.
- ⋮ Add the CaptionML property for each field.
- ⋮ Complete the value for CaptionML for each field with the format <ENU>='<field caption translated into English>',<ESP>='<field caption translated into Spanish>'.
- ⋮ Open the Subcontract Document List page.

Answer Area

- 1 ⋮ Add the setting "features": ["TranslationFile"] in the app.json file.
- 2 ⋮ Use the build command AL: Package in Visual Studio Code to generate the \Translations folder.
- 3 ⋮ Translate the generated .xlf file.



NEW QUESTION # 54

.....

Once you have practiced on our Microsoft Dynamics 365 Business Central Developer test questions, the system will automatically memorize and analyze all your practice. You must finish the model test in limited time. There have a timer on the right of the interface. Once you begin to do the exercises of the MB-820 test guide, the timer will start to work and count down. If you don't finish doing the exercises, all your exercises of the MB-820 Exam Questions will be delivered automatically. Then the system will generate a report according to your performance. You will clearly know where you are good at or not. Then you can make your own learning plans based on the report of the MB-820 test guide. Also, you will do more practices that you are not good at until you completely have no problem.

Reliable MB-820 Exam Pdf: <https://www.passsureexam.com/MB-820-pass4sure-exam-dumps.html>

- Newest Exam MB-820 Training by www.dumpsmaterials.com ☐ Search for ▷ MB-820 ◁ and download it for free on **【** www.dumpsmaterials.com **】** website ☐ Reliable MB-820 Exam Guide
- Valid Exam MB-820 Braindumps ☐ New MB-820 Test Vce ☐ MB-820 100% Correct Answers ☐ Open website 「 www.pdfvce.com 」 and search for ☼ MB-820 ☼ for free download ☐ MB-820 Exam Materials
- Get Real Microsoft Dynamics 365 Business Central Developer Test Guide to Quickly Prepare for Microsoft Dynamics 365 Business Central Developer Exam ☐ Enter 《 www.exam4labs.com 》 and search for ⇒ MB-820 ⇐ to download for free ☐ Valid MB-820 Dumps
- Reliable MB-820 Exam Review ☒ MB-820 Latest Test Dumps ☐ Test MB-820 Questions Answers ☐ Open website (www.pdfvce.com) and search for ☐ MB-820 ☐ for free download ☐ Reliable MB-820 Exam Guide
- Microsoft Dynamics 365 Business Central Developer training torrent - MB-820 updated dumps - Microsoft Dynamics 365 Business Central Developer latest material ☐ Easily obtain ➡ MB-820 ☐ for free download through **【** www.practicevce.com **】** ☐ Test MB-820 Questions Answers
- Pass Guaranteed 2026 Fantastic Microsoft Exam MB-820 Training ☐ Search for ➡ MB-820 ☐ and download it for free immediately on ✓ www.pdfvce.com ☐ ✓ ☐ MB-820 Practice Test Pdf

- [illegible]

P.S. Free & New MB-820 dumps are available on Google Drive shared by PassSureExam: <https://drive.google.com/open?id=1qA66VqbzW-YQIQmxKflhLbESGRd932cX>