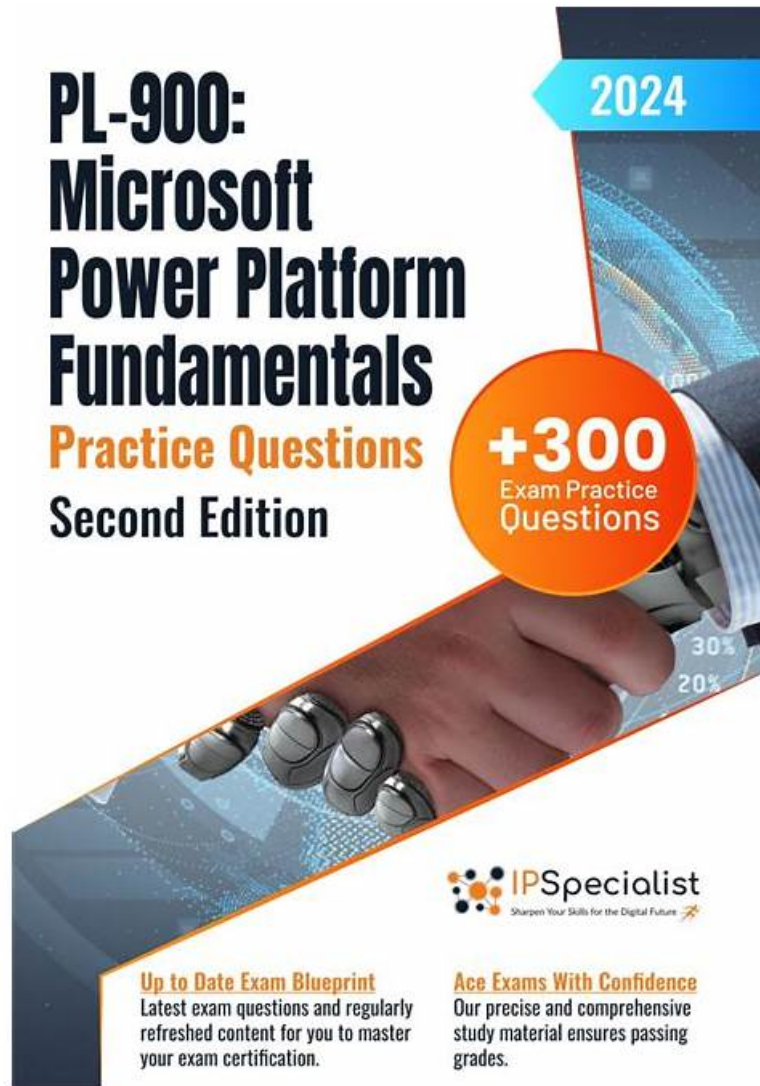


Microsoft's PL-900 Exam Questions Offer Realistic Practice and Accurate Answers for Your Success



DOWNLOAD the newest Itbraindumps PL-900 PDF dumps from Cloud Storage for free: https://drive.google.com/open?id=15fOnaAw4PrgbXPQUK1WZc-UwhE2_-CB

Moreover, you do not need an active internet connection to utilize Itbraindumps desktop Microsoft PL-900 practice exam software. It works without the internet after software installation on Windows computers. The Itbraindumps web-based Microsoft PL-900 Practice Test requires an active internet and it is compatible with all operating systems.

What adds to the dominance of the Itbraindumps market is its promise to give its customers the latest PL-900 practice exams. The hardworking and strenuous support team is always looking to refine the PL-900 prep material and bring it to the level of excellence. It materializes this goal by taking responses from above 90,000 competitive professionals.

>> PL-900 Exam Training <<

Free PDF Quiz 2026 Microsoft Reliable PL-900 Exam Training

If you would like to use all kinds of electronic devices to prepare for the PL-900 exam, then I am glad to tell you that our online app version of our PL-900 study guide is definitely your perfect choice. With the online app version of our PL-900 Learning Materials, you can just feel free to practice the questions in our PL-900 training dumps no matter you are using your mobile phone, personal computer, or tablet PC.

Here are the Microsoft Power Platform Fundamentals PL-900 Exam Topics:

The following are the main topics covered by the PL-900 exam:

- Designing a private cloud solution using Microsoft Azure Stack with Linux or Windows Server.
- Designing a hybrid infrastructure to help you move workloads between the cloud and on-premises environments.
- Supporting Hyper-V virtual machines using Windows Server 2016.
- Upgrading and migrating workloads to Azure and Windows Server versions.

Microsoft Power Platform Fundamentals Sample Questions (Q43-Q48):

NEW QUESTION # 43


You are creating a model-driven app.

You need to add forms to the app.

Which form types should you use? To answer, select the appropriate options in the answer area.

NOTE: Each correct selection is worth one point.


Requirement	Form type
a compact form for mobile devices	<div>Card Quick Create Quick View</div>
a basic form for data entry	<div>Main Quick Create Quick View</div>
a compact form for use in web clients to edit records	<div>Advanced Find Views Associated Views Lookup Views Public Views</div>



Answer:

Explanation:

Requirement	Form type
a compact form for mobile devices	<div>Card Quick Create Quick View</div>
a basic form for data entry	<div>Main Quick Create Quick View</div>
a compact form for use in web clients to edit records	<div>Advanced Find Views Associated Views Lookup Views Public Views</div>



Explanation

Requirement	Form type
a compact form for mobile devices	<div>Card</div> <div>Quick Create</div> <div>Quick View</div>
a basic form for data entry	<div>Main</div> <div>Quick Create</div> <div>Quick View</div>
a compact form for use in web clients to edit records	<div>Advanced Find Views</div> <div>Associated Views</div> <div>Lookup Views</div> <div>Public Views</div>

NEW QUESTION # 44

You build a flow using a template. You want to add support for additional business scenarios.

You need to ensure that the new workflow does not break existing functionality.

Which flow editing utilities should you use? To answer, drag the appropriate tools to the correct requirements.

Each tool may be used once, more than once, or not at all. You may need to drag the split bar between panes or scroll to view content.

NOTE: Each correct selection is worth one point.

Tools	Requirement	Tool
Test	Check the new flow for any errors or warnings.	Tool
Flow Checker	Run the flow using previously processed data.	Tool
	Monitor the flow as it is running.	Tool

Answer:

Explanation:

Tools	Requirement	Tool
Test	Check the new flow for any errors or warnings.	Flow Checker
Flow Checker	Run the flow using previously processed data.	Test
	Monitor the flow as it is running.	Test

Explanation:

Requirement	Tool
Check the new flow for any errors or warnings.	Flow Checker
Run the flow using previously processed data.	Test
Monitor the flow as it is running.	Test

Box 1: Flow Checker

The Flow checker feature will promote higher quality flows by ensuring you follow best practices. By running the checker, you will be able to get answers to questions like: which areas of my flow implementation pose a performance or reliability risk?

For each issue identified, the Flow checker points to specific occurrences within the flow where improvements may be required.

And more importantly, you learn how to implement these improvements by following detailed guidance.

Box 2: Test

Box 3: Test

Reference:

<https://flow.microsoft.com/en-us/blog/flow-checker-four-connectors/>

<https://docs.microsoft.com/en-us/power-automate/modern-approvals>

NEW QUESTION # 45

You create a model-driven app.

The app is ready to be shared.

You need to complete the process required to set the app up to be shared.

How should you complete the process for setting up the app to be shared? To answer, drag the appropriate setting to the correct drop targets. Each source may be used once, more than once, or not at all. You may need to drag the split bar between panes or scroll to view content.

NOTE: Each correct selection is worth one point.

Processes

Select an app from the Power Apps

Select the app and select a security

Select a user and choose a security

Select Share.

Answer Area

Step	Process
1	Process
2	Process
3	Process
4	Process

Answer:

Explanation:

Processes

Select an app from the Power Apps

Select the app and select a security

Select a user and choose a security

Select Share.

Answer Area

Step	Process
1	Select an app from the Power Apps
2	Select Share.
3	Select the app and select a security
4	Select a user and choose a security

Explanation

Step	Process
1	Select an app from the Power Apps list.
2	Select Share.
3	Select the app and select a security role.
4	Select a user and choose a security role.

Reference:

<https://docs.microsoft.com/en-us/powerapps/maker/model-driven-apps/share-model-driven-app>

NEW QUESTION # 46

Hotspot Question

For each of the following statements, select Yes if the statement is true. Otherwise, select No.

NOTE: Each correct selection is worth one point.

Answer Area

Statements	Yes	No
Sharing a model-driven app and sharing a canvas app both send an email with the link to the app to the users.	<input type="radio"/>	<input type="radio"/>
Administrators assign Power Platform security roles and permissions identically for canvas apps, model-driven apps, and shared apps.	<input type="radio"/>	<input type="radio"/>
You must publish both personal and system views before a user may consume them.	<input type="radio"/>	<input type="radio"/>

Answer:

Explanation:

Answer Area

Statements	Yes	No
Sharing a model-driven app and sharing a canvas app both send an email with the link to the app to the users.	<input type="radio"/>	<input checked="" type="radio"/>
Administrators assign Power Platform security roles and permissions identically for canvas apps, model-driven apps, and shared apps.	<input type="radio"/>	<input checked="" type="radio"/>
You must publish both personal and system views before a user may consume them.	<input type="radio"/>	<input checked="" type="radio"/>

NEW QUESTION # 47

You have a Power BI report with a page named RevReceived. The page shows gross revenue received by your company. You want to create an almost identical page that shows net revenue instead of gross revenue.

What should you do? To answer, select the appropriate option in the answer area.

- [illegible]

BONUS!!! Download part of Itbraindumps PL-900 dumps for free: https://drive.google.com/open?id=15fOnaAw4PrgbXPqUK1WZc-UwhE2_-CB