

Valid WGU Data-Driven-Decision-Making Test Pattern, Data-Driven-Decision-Making Valid Test Online

WGU C207 Data Driven Decision Making Test Answered Correctly!!

Z-Score CORRECT ANSWERS Data points only. Measurement of a scores relationship to the mean. A statistical measure that indicates the number of standard deviations a data point is from its mean.

Variance CORRECT ANSWERS How far a set of numbers are spread. Used for Data set. Hint Words = Risk, spread.

Multiplication Rule CORRECT ANSWERS A method for finding the probability that both of two events occur. When the probabilities of multiple events are multiplied together to determine the likelihood of all of the events happening. Word Hint: And

Addition Rule CORRECT ANSWERS A method for finding the probability that either or both of two events occur. When two events, A and B, are mutually exclusive, the probability that A or B will occur is the sum of the probability of each event. Word Hint: Either/or.

Combination Rule CORRECT ANSWERS How many combinations can be made.

Bayes Theorem CORRECT ANSWERS Probability of an event , based on conditions that might be related to the event. Conditional probability. A formula that calculates conditional probabilities. Important for understanding how new information affects the probabilities of outcomes. Word Hint: Given that.

Median CORRECT ANSWERS Number halfway into the data set. Hint Word: Typical

Mode CORRECT ANSWERS Number that occurs most often in a data set.

Mean CORRECT ANSWERS Average. Add all numbers and divide.

What's more, part of that DumpsQuestion Data-Driven-Decision-Making dumps now are free: https://drive.google.com/open?id=1p_8b6djFLSO4CFFDQ9Vo_a6BS1-MvgB9

Studying for attending Data-Driven-Decision-Making exam pays attention to the method. The good method often can bring the result with half the effort, therefore we in the examination time, and also should know some test-taking skill. The Data-Driven-Decision-Making quiz guide on the basis of summarizing the past years, the answers have certain rules can be found, either subjective or objective questions, we can find in the corresponding module of similar things in common. To this end, the Data-Driven-Decision-Making Exam Dumps have summarized some types of questions in the qualification examination to help you pass the Data-Driven-Decision-Making exam.

To increase your chances of passing WGU's certification, we offer multiple formats for braindumps for all Data-Driven-Decision-Making exam at DumpsQuestion. However, since not all takers have the same learning styles, we devise a customizable module to suite your needs. More importantly, our commitment to help you become Data-Driven-Decision-Making Certified does not stop in buying our products. We offer customer support services that offer help whenever you'll be need one.

>> Valid WGU Data-Driven-Decision-Making Test Pattern <<

Data-Driven-Decision-Making Valid Test Online - Data-Driven-Decision-Making Reliable Exam Review

If you want to pass the Data-Driven-Decision-Making exam in the least time with the least efforts, then you only need to purchase our Data-Driven-Decision-Making learning guide. You can own the most important three versions of our Data-Driven-Decision-Making practice materials if you buy the Value Pack! Also you can only choose the one you like best. As you know, the best for yourself is the best. Choosing the best product for you really saves a lot of time! Data-Driven-Decision-Making Actual Exam look forward to be your best partner.

WGU VPC2Data-Driven Decision MakingC207 Sample Questions (Q69-Q74):

NEW QUESTION # 69

A professional services firm is undergoing a business process improvement exercise to improve productivity, staff morale, and client satisfaction while also thinking about the overall long-term financial performance of the company.

Which performance tool would best meet this firm's objectives?

- A. Results-based management
- B. **Balanced scorecard**
- C. Net promoter score
- D. KPI dashboard

Answer: B

Explanation:

The balanced scorecard is the most appropriate performance tool for this scenario because it integrates financial and nonfinancial performance measures into a single framework. In data-driven decision making, the balanced scorecard supports a holistic view of organizational performance.

The firm's objectives include productivity (internal processes), staff morale (learning and growth), client satisfaction (customer perspective), and long-term financial performance (financial perspective). The balanced scorecard explicitly incorporates all these dimensions, ensuring alignment between strategic goals and operational execution.

Net promoter score focuses only on customer loyalty, results-based management emphasizes outcomes but lacks multi-perspective integration, and KPI dashboards may display metrics but do not inherently provide strategic balance.

Therefore, the correct answer is C, balanced scorecard.

NEW QUESTION # 70

Which graphical representation depicts the steps that compose a process?

- A. Scatterplot
- B. Histogram
- C. **Flowchart**
- D. Control chart

Answer: C

Explanation:

A flowchart is the graphical tool used to depict the sequential steps that compose a process. In data-driven decision making and quality management, flowcharts visually represent how inputs move through a series of activities to produce outputs. This makes them essential for understanding, documenting, and improving processes.

Flowcharts use standardized symbols to show actions, decisions, inputs, and outputs. By mapping each step, organizations can identify inefficiencies, bottlenecks, redundancies, and opportunities for improvement. They are commonly used during process analysis, root-cause analysis, and continuous improvement initiatives.

Histograms display the distribution of numerical data, control charts monitor process variation over time, and scatterplots examine relationships between variables. None of these tools are designed to show step-by-step workflows.

Therefore, the correct answer is C, flowchart.

NEW QUESTION # 71

What are random errors caused by?

- A. Biased data

- B. An instrument that needs calibration
- C. Respondents favoring certain outcomes
- D. Unpredictable fluctuations in readings

Answer: D

Explanation:

Random errors are caused by unpredictable fluctuations that occur naturally in measurement, observation, or recording processes. These errors are not consistently in one direction and do not systematically push results higher or lower. Instead, they introduce variability that can make repeated measurements differ slightly even when conditions seem similar. Examples include minor environmental changes, momentary variations in instrument sensitivity, normal human reaction differences, or small observational inconsistencies. Because random errors are unsystematic, they tend to average out over a large number of observations, although they still reduce precision. By contrast, an instrument that needs calibration is more closely associated with systematic error, because it may consistently overstate or understate measurements. Respondents favoring certain outcomes and biased data also reflect systematic forms of bias rather than random variation. In statistics and quality measurement, distinguishing between random error and systematic error is important because each requires a different response. Random error is mainly addressed through repetition, sample size, and statistical controls, whereas systematic error must be corrected at the source. Therefore, the correct cause of random errors is unpredictable fluctuations in readings.

NEW QUESTION # 72

Which type of study is also known as a quasi-experimental study?

- A. Observational study
- B. Content validity
- C. Hypothesis testing
- D. Blind study

Answer: A

Explanation:

A **quasi-experimental study** is commonly referred to as an **observational study** in data-driven decision making. Unlike true experiments, quasi-experimental studies do not involve random assignment of subjects to treatment and control groups. Instead, researchers observe outcomes in naturally occurring groups and attempt to draw conclusions about relationships between variables. In observational studies, the researcher does not control the assignment of treatments. As a result, these studies are more susceptible to bias and confounding variables than randomized experiments. However, they are often necessary when controlled experimentation is impractical, unethical, or too costly. For example, studying the impact of policy changes or economic conditions typically relies on observational data.

Blind studies are a form of experimental design used to reduce bias, hypothesis testing is a statistical process rather than a study type, and content validity refers to measurement quality. None of these represent quasi-experimental designs.

In data-driven decision making, observational (quasi-experimental) studies are valuable for identifying associations and generating insights, but analysts must be cautious not to infer causality without proper controls. Therefore, the correct answer is **A**.

NEW QUESTION # 73

Which element is associated with control charts?

- A. Hypothesis testing
- B. Correlation
- C. Reliability index
- D. Upper and lower limits

Answer: D

Explanation:

Control charts are a core tool in statistical process control and are used to monitor variation in a process over time. One of their defining features is the inclusion of upper and lower control limits. These limits help determine whether process variation is consistent with common-cause variation or whether unusual, assignable causes may be affecting performance. The chart typically includes a center line representing the process average, along with upper and lower limits that establish the acceptable range of variation under stable conditions. When points fall outside these limits or show nonrandom patterns, the process may require investigation. While

hypothesis testing and correlation are important statistical concepts, they are not the primary identifying elements of a control chart. A reliability index may be used in certain engineering or quality contexts, but it is not the standard feature that defines control charts. Therefore, the element most directly associated with control charts is upper and lower limits, since those boundaries are central to evaluating whether a process remains in statistical control over time.

NEW QUESTION # 74

.....

For candidates who are going to buy Data-Driven-Decision-Making Exam Materials online, they may have the concern about the website safety. If you choose us, we will offer you a clean and safe online shopping environment. In addition, Data-Driven-Decision-Making exam dumps are high quality and accuracy, and you can pass your exam just one time. We apply the international recognition third party for the payment, therefore your money safety can also be guaranteed. In order to let you access to the latest information, we offer you free update for 365 days after purchasing, and the update version will be sent to your email automatically.

Data-Driven-Decision-Making Valid Test Online: <https://www.dumpsquestion.com/Data-Driven-Decision-Making-exam-dumps-collection.html>

Now, you don't need to the conviction in words, as action speaks louder than words, that is why we recommend you to try the free demo of Data-Driven-Decision-Making exam practice questions software, Try DumpsQuestion, Data-Driven-Decision-Making Exam is just a piece of cake if you have prepared for the exam with the helpful of DumpsQuestion's exceptional study material, Under the instruction of our Data-Driven-Decision-Making exam torrent, you can finish the preparing period in a very short time and even pass the exam successful, thus helping you save lot of time and energy and be more productive with our VPC2Data-Driven Decision MakingC207 prep torrent.











Part I Introduction to PowerShell, Additionally, the lesson reviews the Data-Driven-Decision-Making recommended ways to provision Logical Resource Pools, and how they are beneficial to ensuring unique addressing for every physical server.

Courses and Certificates Data-Driven-Decision-Making free valid dumps & WGU Data-Driven-Decision-Making actual pdf exam

Now, you don't need to the conviction in words, as action speaks louder than words, that is why we recommend you to try the free demo of Data-Driven-Decision-Making Exam Practice questions software.

Try DumpsQuestion, Data-Driven-Decision-Making Exam is just a piece of cake if you have prepared for the exam with the helpful of DumpsQuestion's exceptional study material, Under the instruction of our Data-Driven-Decision-Making exam torrent, you can finish the preparing period in a very short time and Valid Data-Driven-Decision-Making Test Pattern even pass the exam successful, thus helping you save lot of time and energy and be more productive with our VPC2Data-Driven Decision MakingC207 prep torrent.

Besides, we are punctually meeting commitments to offer help on Data-Driven-Decision-Making study materials.

- Data-Driven-Decision-Making Valid Study Plan Pass Data-Driven-Decision-Making Test Data-Driven-Decision-Making Exam Simulator Free Copy URL  www.torrentvce.com  open and search for 《 Data-Driven-Decision-Making 》 to download for free Data-Driven-Decision-Making Reliable Real Exam
- Realistic Valid Data-Driven-Decision-Making Test Pattern - Leading Offer in Qualification Exams - First-Grade Data-Driven-Decision-Making Valid Test Online Search on www.pdfvce.com for  Data-Driven-Decision-Making to obtain exam materials for free download Data-Driven-Decision-Making Discount Code
- 2026 WGU Fantastic Data-Driven-Decision-Making: Valid VPC2Data-Driven Decision MakingC207 Test Pattern Download  Data-Driven-Decision-Making for free by simply entering 《 www.practicevce.com 》 website Pass Data-Driven-Decision-Making Test
- Valid Valid Data-Driven-Decision-Making Test Pattern - Useful Materials to help you pass Data-Driven-Decision-Making: VPC2Data-Driven Decision MakingC207 Immediately open  www.pdfvce.com  and search for (Data-Driven-Decision-Making) to obtain a free download Test Data-Driven-Decision-Making Simulator Free
- Valid Data-Driven-Decision-Making Vce Valid Data-Driven-Decision-Making Vce Reliable Data-Driven-Decision-Making Exam Book Search for  Data-Driven-Decision-Making  and download it for free on  www.vce4dumps.com  website Data-Driven-Decision-Making Exam Simulator Free
- Data-Driven-Decision-Making Reliable Exam Questions Test Data-Driven-Decision-Making Preparation Pass Data-Driven-Decision-Making Test Go to website www.pdfvce.com open and search for 《 Data-Driven-Decision-Making 》 to download for free Data-Driven-Decision-Making Valid Exam Materials
- WGU Data-Driven-Decision-Making Exam | Valid Data-Driven-Decision-Making Test Pattern - Pass-leading Provider for

