

# **Analytics-DA-201 New Dumps Files & Pass Analytics-DA-201 Guide**

Order ID	Item	Sales
1	A	20
1	C	10
2	B	15
3	A	40
4	D	30

P.S. Free & New Analytics-DA-201 dumps are available on Google Drive shared by TrainingDump:  
<https://drive.google.com/open?id=1qztaSVDADnxxn34kU-oul80nwkyCN5gW>

Fortunately, there's no need to worry anymore. Now you can access and analyze your Analytics-DA-201 exam dumps by using the resourceful and well-researched Salesforce Certified Tableau Data Analyst exam questions that is available only on TrainingDump. This easy-to-use Analytics-DA-201 practice material encompasses the whole syllabus and its users find it very competitive as its Real Analytics-DA-201 Questions are specially TrainingDump in this field. Each candidate has a different style of learning and preparation. They find it beneficial to pursue their desired study pattern for improved results.

## **Salesforce Analytics-DA-201 Exam Syllabus Topics:**

Topic	Details
Topic 1	<ul style="list-style-type: none"><li>ABAP SQL and Code Pushdown: This section of the exam measures the competencies of the SAP ABAP Cloud Developer related to performance optimization through ABAP SQL and code pushdown techniques. It ensures that the developer understands how to shift logic to the database layer using efficient SQL scripting to enhance performance in data-intensive applications.</li></ul>
Topic 2	<ul style="list-style-type: none"><li>ABAP Core Data Services and Data Modeling: This section of the exam measures the skills of the SAP ABAP Cloud Developer and covers the fundamental understanding of core data services (CDS) and how to design data models in the SAP ABAP environment. Candidates are expected to know how to define, consume, and optimize CDS views effectively to support application development in the cloud.</li></ul>
Topic 3	<ul style="list-style-type: none"><li>SAP Clean Core Extensibility and ABAP Cloud: This part of the exam targets the SAP S</li><li>4HANA Technical Consultant and covers concepts of clean core extensibility using ABAP in the cloud. The focus is on in-app and side-by-side extensibility techniques, ensuring that custom code complies with cloud-readiness principles and does not compromise the upgrade stability of core systems.</li></ul>

**>> Analytics-DA-201 New Dumps Files <<**

## **Superb Analytics-DA-201 Exam Materials: Salesforce Certified Tableau Data Analyst Donate You the Most Popular Training Dumps - TrainingDump**

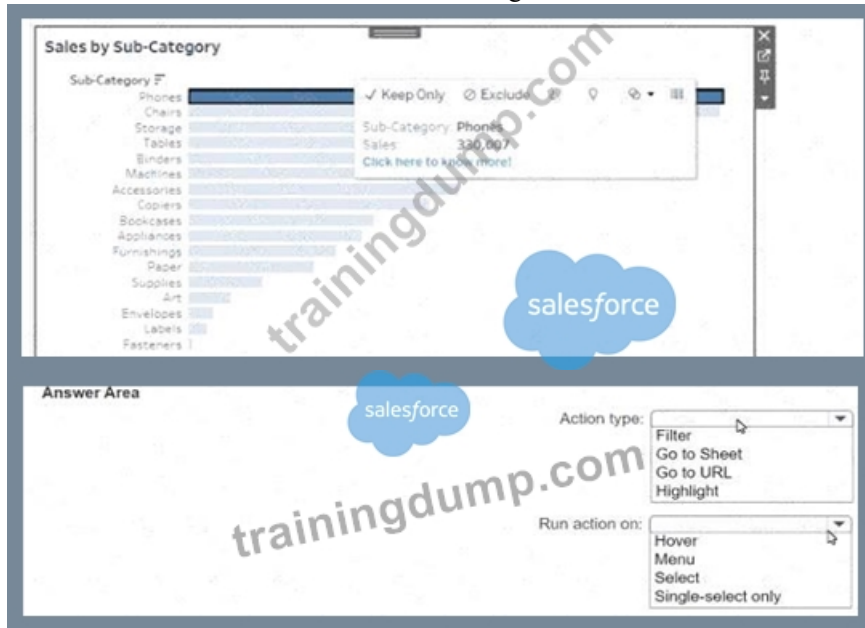
Many times getting a right method is important and more efficient than spending too much time and money in vain. Our

TrainingDump team devote themselves to studying the best methods to help you pass Analytics-DA-201 exam certification. From the time when you decide whether to purchase our Analytics-DA-201 exam software or not, we have provided you with comprehensive guarantees, including free demo download before buying, payment guarantee in purchase process, one-year free update service after you purchased Analytics-DA-201 Exam software, and full refund guarantee of dump cost if you fail Analytics-DA-201 exam certification, which are all our promises to ensure customer interests.

## Salesforce Certified Tableau Data Analyst Sample Questions (Q41-Q46):

### NEW QUESTION # 41

You want to ensure that when you click a bar on a dashboard, a tooltip appears that contains a link named "Click here to know more!" as shown in the following exhibit.



Answer:

Explanation:



Explanation:



### NEW QUESTION # 42

A Data Analyst has the following worksheet, with Profit data for Category and Sub-Category.



The analyst executed the following calculated field at the Total level:

COUNTD( IF ( INCLUDE [Sub-Category]: SUM([Profit]) < 0 THEN [Category] END ) What is the result?

- A. 0

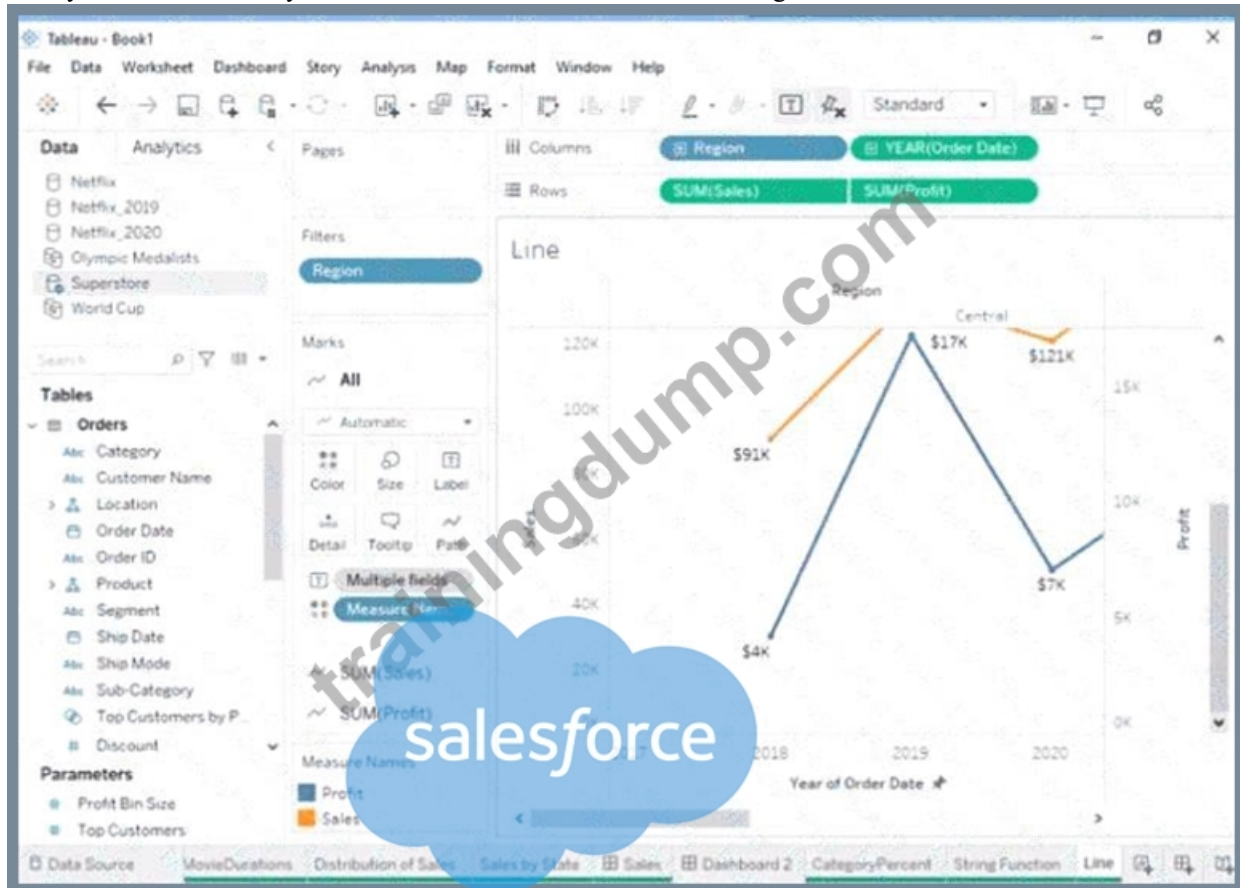
- B. 1
- C. 2
- D. 3

Answer: B

#### NEW QUESTION # 43

Open the link to Book1 found on the desktop. Open the Line worksheet.

Modify the chart to show only min and max values of both measures in each region.



Answer:

Explanation:

check the steps below in explanation.

Explanation:

To modify the chart to show only min and max values of both measures in each region, you need to do the following steps:

\* Open the link to Book1 found on the desktop. This will open the Tableau workbook that contains the Line worksheet.

\* Click on the Line tab at the bottom of the workbook to open the worksheet. You will see a line chart that shows the sales and profit for each month by region.

\* Drag Month from the Columns shelf to Filters shelf. This will open a dialog box that allows you to filter by different criteria.

\* Select Range of Dates from the dialog box. This will show you options to filter by a range of dates or values.

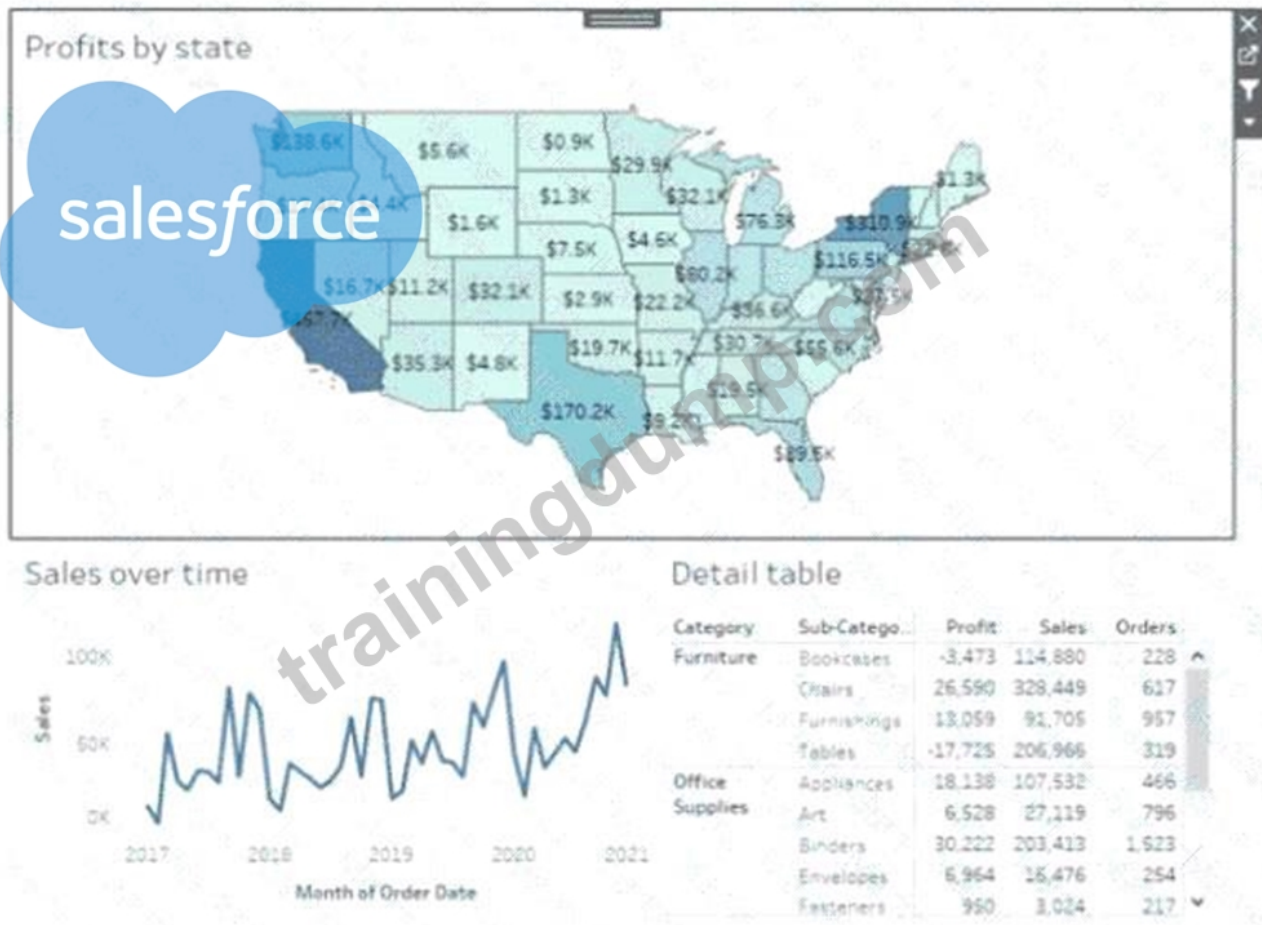
\* Select Minimum and Maximum from the drop-down list next to Month. This will filter by the minimum and maximum values of Month for each region. You can also enter specific values or use the sliders to adjust the range.

\* Click OK to apply the filter. You will see that the line chart now shows only min and max values of both measures in each region.

References: <https://help.tableau.com/current/pro/desktop/en-us/filtering.htm> [https://help.tableau.com/current/pro/desktop/en-us/filtering\\_range.htm](https://help.tableau.com/current/pro/desktop/en-us/filtering_range.htm)

#### NEW QUESTION # 44

You have the following dashboard.



Currently the map is used as a filter that affects the data on the other sheets of the dashboard. You need to configure the dashboard to ensure that selecting a data point on the map only filters the Detail table. What should you do?

- A. From the context menu of Profits by State deselect Use as Filter
- B. From the context menu of Sales over time select Remove Dashboard Item
- C. From the context menu of Sales over time select Deselect
- **D. From the context menu of Sales over time select Ignore Actions**

**Answer: D**

**Explanation:**

To configure the dashboard to ensure that selecting a data point on the map only filters the Detail table, you should select Ignore Actions from the context menu of Sales over time. Ignore Actions is a feature that allows you to exclude a sheet from being affected by any actions on the dashboard, such as filters or highlights. You can select Ignore Actions by right-clicking on a sheet on the dashboard and selecting Ignore Actions from the menu.

In this case, you want to exclude Sales over time from being filtered by the map, so you should select Ignore Actions from its context menu. This will make Sales over time ignore any selections on the map and show all values. The Detail table will still be filtered by the map as usual.

The other options are not correct for this scenario. Removing Dashboard Item will delete Sales over time from the dashboard, which is not what you want. Deselecting Use as Filter will disable the map as a filter for any sheet on the dashboard, which is not what you want. Selecting Deselect will clear any selections on the map, but it will not prevent Sales over time from being filtered by future selections. References: <https://help.tableau.com/current/pro/desktop/en-us/actions.htm>

<https://help.tableau.com/current/pro/desktop/en-us/actions.htm>

On a Tableau dashboard, when a map is used as a filter, it affects all other sheets in the dashboard by default.

To restrict the filter action to only affect the Detail table and not the 'Sales over time' chart, you would modify the action settings. By selecting "Ignore Actions" from the context menu of the 'Sales over time' chart, it will no longer respond to the filtering action initiated by selecting data points on the map.

**NEW QUESTION # 45**

You have two tables named EmployeeInfo and DepartmentInfo. EmployeeInfo contains four fields named Full Name, Department ID, Start Date, and Salary.

DepartmentInfo contains four fields named Department Name, Size, Department ID, and VP.

You want to combine the tables to meet the following requirements:

. Each record in EmployeeInfo must be retained in the combined table.

. The records must contain the Department Name, Size, and VP fields.

\* Every record must have a full name.

Which type of join should you use?

- A. Union
- **B. Left**
- C. Full outer
- D. Inner

**Answer: B**

Explanation:

To combine the tables and meet the requirements, you should use a left join. A left join will keep all the records from the left table (EmployeeInfo) and match them with the records from the right table (DepartmentInfo) based on the common field (Department ID). If there is no matching record in the right table, the fields from the right table will be null. This way, you will retain all the records from EmployeeInfo, and also include the Department Name, Size, and VP fields from DepartmentInfo. Every record will have a full name because it is a field from the left table. A left join will look like this:

References:

Join Your Data - Tableau

Join Types in Tableau

## NEW QUESTION # 46

.....

Our Analytics-DA-201 practice tests cover the entire outline for Salesforce syllabus and make your knowledge fully compatible with Analytics-DA-201 objectives. Touch the destination of success with the help of TrainingDump preparation material. Convincing quality of practice tests boost up their demand across the industry. Incubation comes through our Analytics-DA-201 Exam Practice test while the inclusions of various learning modes is one tremendous feature that is added to promote customer interactivity and objective based knowledge testing.

**Pass Analytics-DA-201 Guide:** <https://www.trainingdump.com/Salesforce/Analytics-DA-201-practice-exam-dumps.html>

- Top Analytics-DA-201 New Dumps Files | Valid Analytics-DA-201: Salesforce Certified Tableau Data Analyst 100% Pass  
☐ Easily obtain ✓ Analytics-DA-201 ☐ ✓ ☐ for free download through { [www.prep4pass.com](http://www.prep4pass.com) } ☐ Valid Dumps  
Analytics-DA-201 Free
- Analytics-DA-201 Practice Exam Pdf ☐ Analytics-DA-201 Complete Exam Dumps ☐ Latest Analytics-DA-201 Exam Dumps ☐ Enter [ [www.pdfvce.com](http://www.pdfvce.com) ] and search for **【 Analytics-DA-201 】** to download for free ☐ Analytics-DA-201 Valid Test Prep
- New Analytics-DA-201 Dumps Ebook ☐ Latest Analytics-DA-201 Version ↘ Analytics-DA-201 Exam Braindumps ☐ Immediately open ✨ [www.exams4collection.com](http://www.exams4collection.com) ☐ ✨ ☐ and search for ➡ Analytics-DA-201 ☐ to obtain a free download ☐ Latest Analytics-DA-201 Version
- 100% Pass Quiz Useful Salesforce - Analytics-DA-201 - Salesforce Certified Tableau Data Analyst New Dumps Files ☐ Open ➡ [www.pdfvce.com](http://www.pdfvce.com) ☐ and search for ➡ Analytics-DA-201 ☐ to download exam materials for free ☐ ☐ Analytics-DA-201 Complete Exam Dumps
- Analytics-DA-201 - Newest Salesforce Certified Tableau Data Analyst New Dumps Files ☐ Immediately open ➡ [www.prep4pass.com](http://www.prep4pass.com) ☐ and search for **【 Analytics-DA-201 】** to obtain a free download ☐ Analytics-DA-201 Complete Exam Dumps
- 2025 Pass-Sure Analytics-DA-201 New Dumps Files | Analytics-DA-201 100% Free Pass Guide ☐ Enter ( [www.pdfvce.com](http://www.pdfvce.com) ) and search for ( Analytics-DA-201 ) to download for free ☐ Analytics-DA-201 Complete Exam Dumps
- Top Analytics-DA-201 New Dumps Files | Valid Analytics-DA-201: Salesforce Certified Tableau Data Analyst 100% Pass  
☐ Search for ✓ Analytics-DA-201 ☐ ✓ ☐ on [ [www.lead1pass.com](http://www.lead1pass.com) ] immediately to obtain a free download ☐ ☐ Analytics-DA-201 Valid Test Prep
- Reliable Analytics-DA-201 Test Cost ☐ Analytics-DA-201 Exams Dumps ☐ Latest Analytics-DA-201 Exam Dumps ☐ ☐ Copy URL ➡ [www.pdfvce.com](http://www.pdfvce.com) ☐ open and search for ➡ Analytics-DA-201 ☐ to download for free ✓ Simulation

## Analytics-DA-201 Questions

- Analytics-DA-201 Practice Exam Pdf ☐ Interactive Analytics-DA-201 Questions ☐ Analytics-DA-201 Valid Braindumps Sheet ☐ Immediately open ➡ [www.actual4labs.com](http://www.actual4labs.com) ☐ and search for ▶ Analytics-DA-201 ◀ to obtain a free download ☐ Analytics-DA-201 Complete Exam Dumps
- Free PDF Quiz 2025 Salesforce Analytics-DA-201 Pass-Sure New Dumps Files ☐ Go to website ▶ [www.pdfvce.com](http://www.pdfvce.com) ◀ open and search for [ Analytics-DA-201 ] to download for free ☐ Analytics-DA-201 Certification Test Answers
- Analytics-DA-201 - Newest Salesforce Certified Tableau Data Analyst New Dumps Files ☐ Copy URL ➡ [www.testkingpdf.com](http://www.testkingpdf.com) ☐ open and search for ▶ Analytics-DA-201 ◀ to download for free ☐ Simulation Analytics-DA-201 Questions
- [trinityacademia.id](http://trinityacademia.id), [course.gurujothidam.com](http://course.gurujothidam.com), [vi.com.mk](http://vi.com.mk), [myportal.utt.edu.tt](http://myportal.utt.edu.tt), [myportal.utt.edu.tt](http://myportal.utt.edu.tt), [myportal.utt.edu.tt](http://myportal.utt.edu.tt), [myportal.utt.edu.tt](http://myportal.utt.edu.tt), [myportal.utt.edu.tt](http://myportal.utt.edu.tt), [myportal.utt.edu.tt](http://myportal.utt.edu.tt), [myportal.utt.edu.tt](http://myportal.utt.edu.tt), [myportal.utt.edu.tt](http://myportal.utt.edu.tt), [myportal.utt.edu.tt](http://myportal.utt.edu.tt), [tedcole945.bloggadores.com](http://tedcole945.bloggadores.com), [church.ktcbcourses.com](http://church.ktcbcourses.com), [some-scents.com](http://some-scents.com), [ncon.edu.sa](http://ncon.edu.sa), [marb45.com](http://marb45.com), [91xiaojie.com](http://91xiaojie.com), Disposable vapes

DOWNLOAD the newest TrainingDump Analytics-DA-201 PDF dumps from Cloud Storage for free:

<https://drive.google.com/open?id=1qztaSVDADnxn34kU-oul80nwkyCN5gW>