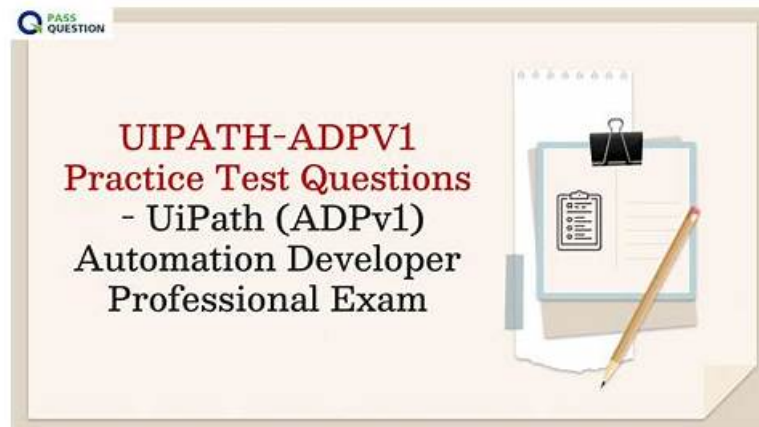


100% Pass Quiz 2026 UiPath-ADPv1: Updated UiPath (ADPv1) Automation Developer Professional Test Valid



P.S. Free 2026 UiPath UiPath-ADPv1 dumps are available on Google Drive shared by Dumpkiller: <https://drive.google.com/open?id=1qxkh3hcSC39dSepxvIUgQZpf060ZSny>

We would like to provide our customers with different kinds of UiPath-ADPv1 practice torrent to learn, and help them accumulate knowledge and enhance their ability. Besides, we guarantee that the questions of all our users can be answered by professional personal in the shortest time with our UiPath-ADPv1 study guide. One more to mention, we can help you make full use of your sporadic time to absorb knowledge and information. In a word, compared to other similar companies aiming at UiPath-ADPv1 Test Prep, the services and quality of our products are highly regarded by our customers and potential clients.

UiPath UiPath-ADPv1 Exam Syllabus Topics:

Topic	Details
Topic 1	<ul style="list-style-type: none">• UiPath Studio Fundamentals: In this section, the focus is given to the understanding of Robotic Process Automation (RPA) concepts; it covers UiPath Studio and its components, Working with the UiPath user interface, project creation, management, and version control.
Topic 2	<ul style="list-style-type: none">• Debugging and Testing: This section is about utilizing logging and debugging tools and adopting unit testing and test automation strategies.
Topic 3	<ul style="list-style-type: none">• UiPath Activities: In this section, the discussion is related to various UiPath activities for UI interaction, data manipulation, control flow, and more.
Topic 4	<ul style="list-style-type: none">• Design and Development: This section covers designing workflows using sequences, flowcharts, and state machines, building reusable components with libraries, exception handling and debugging techniques, etc.

>> UiPath-ADPv1 Test Valid <<

UiPath-ADPv1 Test Valid - 100% 100% Pass-Rate Questions Pool

It is known to us that the privacy is very significant for every one and all companies should protect the clients' privacy. Our company has the highly authoritative and experienced team. In order to let customers enjoy the best service, all UiPath-ADPv1 exam prep of our company were designed by hundreds of experienced experts. Our UiPath-ADPv1 Test Questions will help customers learn the important knowledge about exam. If you buy our products, it will be very easy for you to have the mastery of a core set of knowledge in the shortest time, at the same time, our UiPath-ADPv1 test torrent can help you avoid falling into rote learning habits.

UiPath (ADPv1) Automation Developer Professional Sample Questions (Q205-Q210):

NEW QUESTION # 205

A developer plans to build an automation process using the REFramework with Orchestrator queues. Based on UiPath best practice, what is the recommended sequence of steps to update the template and create/update Queues and Values?

Instructions: Drag the Description found on the left and drop on the correct Step Sequence found on the right.

A developer plans to build an automation process using the REFramework with Orchestrator queues. Based on UiPath best practice, what is the recommended sequence of steps to update the template and create/update Queues and Values?

Instructions: Drag the Description found on the left and drop on the correct Step Sequence found on the right.

Description	Step Sequence
Edit the project's configuration file (Data/Config.xlsx) and configure parameters OrchestratorQueueName and OrchestratorQueueFolder .	Step 1
Edit workflow Process.xaml and implement the logic to process each TransactionItem.	Step 2
Create the queue in Orchestrator and set its Auto Retry value as required by the process documentation.	Step 3
Edit GetTransactionData.xaml workflow and assign a proper value for the out_TransactionID argument.	Step 4

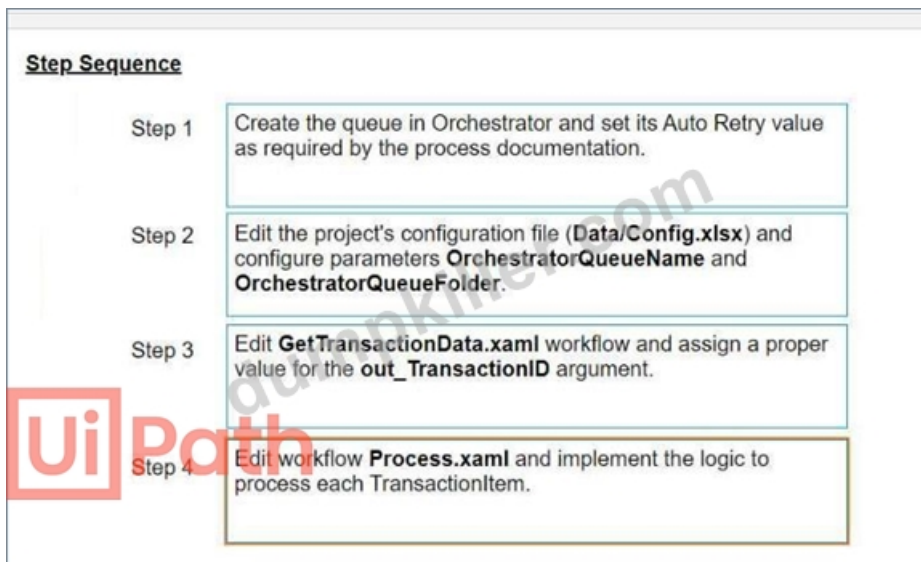
Answer:

Explanation:

Description	Step Sequence
Edit the project's configuration file (Data/Config.xlsx) and configure parameters OrchestratorQueueName and OrchestratorQueueFolder .	Step 1
Edit workflow Process.xaml and implement the logic to process each TransactionItem.	Step 2
Create the queue in Orchestrator and set its Auto Retry value as required by the process documentation.	Step 3
Edit GetTransactionData.xaml workflow and assign a proper value for the out_TransactionID argument.	Step 4

Explanation:

A screenshot of a computer program Description automatically generated



To align with UiPath's best practices when updating the REFramework template for use with Orchestrator queues, the sequence of steps should ensure proper setup of the queues in Orchestrator, configuration of the project to interact with these queues, and implementation of the business logic to process items from the queues.

Here's how the steps should be sequenced:

Step 1: Create the queue in Orchestrator and set its Auto Retry value as required by the process documentation. This step ensures that the queue is available in Orchestrator with the correct settings before the automation attempts to interact with it.

Step 2: Edit the project's configuration file (**Data/Config.xlsx**) and configure parameters **OrchestratorQueueName** and **OrchestratorQueueFolder**. Once the queue is created, the next step is to ensure that the automation project is configured to reference the correct queue and folder within Orchestrator.

Step 3: Edit **GetTransactionData.xaml** workflow and assign a proper value for the **out_TransactionID** argument. This configuration allows the workflow to correctly fetch transaction items from the Orchestrator queue for processing.

Step 4: Edit workflow **Process.xaml** and implement the logic to process each **TransactionItem**. Finally, the core processing logic that operates on each queue item is implemented, allowing the automation to perform the necessary actions for each transaction.

NEW QUESTION # 206

In the Global Exception Handler, which arguments are provided by default and should not be removed?

- A. errorinfo with the "Out" direction result with the "In/Out" direction
- B. errorinfo with the "In" direction result with the *In/Out direction
- C. errorinfo with the "In" direction result with the "Out" direction
- D. errorinfo with the "In" direction result with the "In" direction

Answer: C

Explanation:

The Global Exception Handler is a type of workflow that determines the project's behavior when encountering an execution error. It has two arguments that are provided by default and should not be removed. They are:

* errorinfo: This argument has the "In" direction and it stores information about the error that was thrown and the workflow that failed. It can be used to log the error details, get the name of the activity that caused the error, or count the number of retries1.

* result: This argument has the "Out" direction and it is used to specify the next action of the process when it encounters an error. It can have one of the following values: Continue, Ignore, Retry, or Abort. These values determine whether the exception is re-thrown, ignored, retried, or stops the execution1.

The other options are not correct, because they either have the wrong direction for the arguments, or they use the "In/Out" direction, which is not valid for the Global Exception Handler arguments1.

References:

1: Studio - Global Exception Handler - UiPath Documentation Portal

NEW QUESTION # 207

A developer designed a process in the REFramework using Orchestrator queues. In which state(s) will be the status updated for each Transaction Item in the queue?

- A. Process Transaction only.
- B. Initialization and Get Transaction Data.
- C. Get Transaction Data and Process Transaction.
- D. Initialization and Process Transaction.

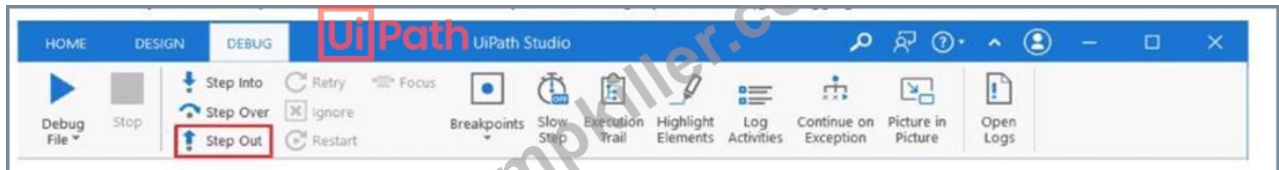
Answer: C

Explanation:

In the REFramework using Orchestrator queues, the status of each Transaction Item in the queue is updated in two states: 'Get Transaction Data' and 'Process Transaction'. This ensures proper tracking and processing of each item.

NEW QUESTION # 208

What functionality does the Step Out action offer when a developer is reviewing a process during debugging, as shown in the exhibit?



- A. Executes activities in the current container and then pauses the execution
- B. Re-executes the activity which threw an exception.
- C. Executes only one activity at a time and then pauses the execution
- D. Steps out and stops current execution.

Answer: A

Explanation:

The "Step Out" action in UiPath Studio's debugging tools allows the developer to finish executing the current container (such as a sequence, loop, or workflow) and returns to the next higher level in the call stack.

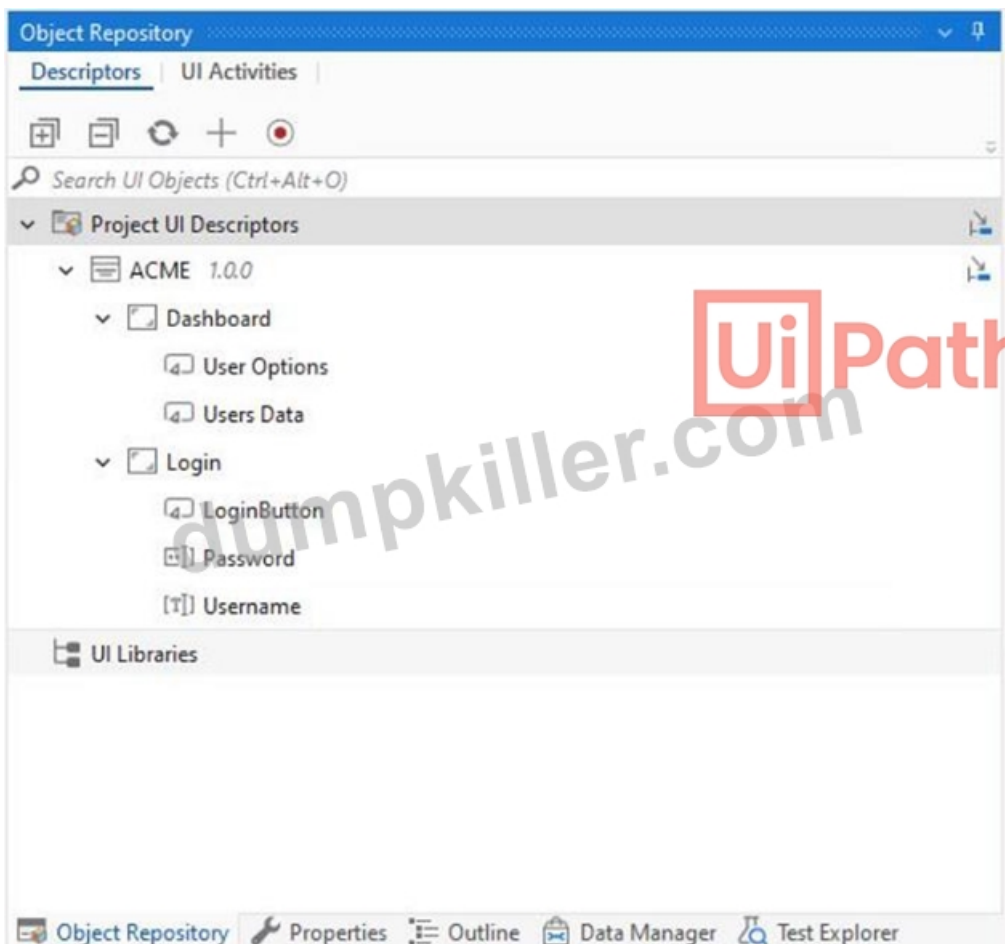
Essentially, it continues the execution of activities within the current container without stepping into any invoked workflows or activities.

The correct functionality provided by the "Step Out" action is:

D:Executes activities in the current container and then pauses the execution after stepping out to the next higher level in the call stack.

NEW QUESTION # 209

Which of the following options is correct regarding the below Object Repository tree structure?



- A. One ScreenTwo ApplicationsFive UI Elements
- B. One ApplicationTwo UI ElementsFive Screens
- C. One ScreenTwo ApplicationsTwo UI Elements
- D. One ApplicationTwo ScreensFive UI Elements

Answer: D

Explanation:

Based on the provided screenshot of the Object Repository tree structure in UiPath, the correct hierarchy and count of elements are as follows:

- * There is one Application, which is "ACME 1.0.0".
- * Within this application, there are two Screens: "Dashboard" and "Login".
- * Under the "Dashboard" screen, there are three UI Elements: "User Options", "Users Data".
- * Under the "Login" screen, there are two UI Elements: "LoginButton", "Password", "Username".

Therefore, the correct option regarding the tree structure displayed would be:

C: One Application Two Screens Five UI Elements

This option correctly identifies one application (ACME 1.0.0), two screens (Dashboard, Login), and five UI elements (User Options, Users Data, LoginButton, Password, Username).

NEW QUESTION # 210

.....

Our UiPath UiPath-ADPv1 can help you clear exams at first shot. We promise that we provide you with best quality UiPath UiPath-ADPv1 original questions and competitive prices. We provide one year studying assist service and one year free updates downloading of UiPath (ADPv1) Automation Developer Professional exam questions.

UiPath-ADPv1 Test Questions Answers: https://www.dumpkiller.com/UiPath-ADPv1_braindumps.html

- New UiPath-ADPv1 Test Blueprint ☐ UiPath-ADPv1 Mock Exams ☐ UiPath-ADPv1 Best Preparation Materials ☐
- Search for ➡ UiPath-ADPv1 ☐ and download it for free on ➡ www.prep4sures.top ☐ ☐ website ☐ UiPath-ADPv1

Relevant Exam Dumps

- New UiPath-ADPv1 Test Forum □ UiPath-ADPv1 Best Preparation Materials □ UiPath-ADPv1 Relevant Exam Dumps □ Search for { UiPath-ADPv1 } and download it for free on ➡ www.pdfvce.com □ website □ UiPath-ADPv1 Actual Exam Dumps
- Quiz UiPath UiPath-ADPv1 UiPath (ADPv1) Automation Developer Professional First-grade Test Valid □ Search for ➡ UiPath-ADPv1 □□□ and obtain a free download on ➡ www.vce4dumps.com □□□ □UiPath-ADPv1 New Question
- UiPath-ADPv1 Valid Exam Materials □ New UiPath-ADPv1 Test Forum □ New UiPath-ADPv1 Test Objectives □ Easily obtain free download of { UiPath-ADPv1 } by searching on ➡ www.pdfvce.com □ □UiPath-ADPv1 Test Discount Voucher
- New UiPath-ADPv1 Test Objectives □ UiPath-ADPv1 Mock Exams □ UiPath-ADPv1 Mock Exams □ Search on 【 www.prep4away.com 】 for 【 UiPath-ADPv1 】 to obtain exam materials for free download □UiPath-ADPv1 Mock Exams
- Quiz UiPath UiPath-ADPv1 UiPath (ADPv1) Automation Developer Professional First-grade Test Valid □ ➡ www.pdfvce.com □ is best website to obtain □ UiPath-ADPv1 □ for free download □Exam UiPath-ADPv1 Sample
- 100% Pass Quiz UiPath-ADPv1 - Trustable UiPath (ADPv1) Automation Developer Professional Test Valid □ Search on 【 www.practicevce.com 】 for [UiPath-ADPv1] to obtain exam materials for free download 🌀Exam UiPath-ADPv1 Sample
- UiPath-ADPv1 Answers Real Questions □ Valid UiPath-ADPv1 Test Preparation □ Valid UiPath-ADPv1 Test Preparation □ Immediately open ☀ www.pdfvce.com □☀□ and search for ✓ UiPath-ADPv1 □✓□ to obtain a free download □UiPath-ADPv1 Latest Exam Labs
- Perfect UiPath-ADPv1 Test Valid – Pass UiPath-ADPv1 First Attempt □ Search for ➡ UiPath-ADPv1 □□□ and obtain a free download on □ www.exam4labs.com □ □New UiPath-ADPv1 Test Forum
- Exam UiPath-ADPv1 Cram □ UiPath-ADPv1 Answers Real Questions □ UiPath-ADPv1 Exam Success □ Easily obtain free download of ➡ UiPath-ADPv1 □ by searching on ➡ www.pdfvce.com □ □UiPath-ADPv1 Exam Success
- Hot UiPath-ADPv1 Test Valid | Pass-Sure UiPath-ADPv1: UiPath (ADPv1) Automation Developer Professional 100% Pass □ Go to website ➡ www.prep4sures.top □ open and search for “ UiPath-ADPv1 ” to download for free □Valid UiPath-ADPv1 Test Preparation
- cocoasr18.blogspot.com, www.stes.tyc.edu.tw, bigbrainsacademy.co.za, myportal.utt.edu.tt, myportal.utt.edu.tt, myportal.utt.edu.tt, myportal.utt.edu.tt, myportal.utt.edu.tt, myportal.utt.edu.tt, myportal.utt.edu.tt, myportal.utt.edu.tt, myportal.utt.edu.tt, myportal.utt.edu.tt, myportal.utt.edu.tt, myportal.utt.edu.tt, myportal.utt.edu.tt, www.mixcloud.com, www.stes.tyc.edu.tw, www.stes.tyc.edu.tw, mpgimer.edu.in, the-businesslounge.com, Disposable vapes

What's more, part of that Dumpkiller UiPath-ADPv1 dumps now are free: <https://drive.google.com/open?id=1qxxh3hcSC39dSepxvIUgQZpff060ZSny>