

# Analytics-DA-201적중율 높은 인증덤프 공부 최신덤프 데모다운



Itexamdump Analytics-DA-201 최신 PDF 버전 시험 문제집을 무료로 Google Drive에서 다운로드하세요:  
<https://drive.google.com/open?id=19-BeV94UJGoVA9hOeZ9loMh1aJWaPekd>

IT업계에 종사하는 분들은 치열한 경쟁을 많이 느낄것입니다. 치열한 경쟁속에서 자신의 위치를 보장하는 길은 더 많이 배우고 더 많이 노력하는것 뿐입니다. 국제적으로 인정받은 IT인증자격증을 취득하는것이 제일 중요한 부분이 아닌가 싶기도 합니다. 다른 분이 없는 자격증을 내가 소유하고 있다는 생각만 해도 뭔가 안전감이 느껴지지 않나요? 더는 시간낭비하지 말고 Itexamdump의 Salesforce인증 Analytics-DA-201덤프로 Salesforce인증 Analytics-DA-201 시험에 도전해보세요.

## Salesforce Analytics-DA-201 시험요강:

주제	소개
주제 1	<ul style="list-style-type: none"> <li>Connect To and Transform Data: This domain focuses on connecting to various data sources such as files, databases, and published sources, while deciding between live and extract connections. It also covers preparing, cleaning, transforming, and organizing data using Tableau features and Tableau Prep to ensure it is ready for accurate analysis.</li> </ul>

주제 2	<ul style="list-style-type: none"> <li>• <b>Create Content:</b> This domain involves building visualizations like charts, dashboards, and stories to present data insights clearly. It also focuses on adding interactivity, formatting, and designing responsive dashboards to enhance user experience and data communication.</li> </ul>
주제 3	<ul style="list-style-type: none"> <li>• <b>Publish and Manage Content on Tableau Server and Tableau Cloud:</b> This section covers publishing workbooks, data sources, and flows to Tableau Server or Cloud for sharing and collaboration. It also includes managing content through scheduling refreshes, setting permissions, and creating alerts, subscriptions, and custom views.</li> </ul>
주제 4	<ul style="list-style-type: none"> <li>• <b>Explore and Analyze Data:</b> This section covers creating calculations, applying filters, parameters, and structuring data to explore insights effectively. It also includes advanced analysis techniques such as table calculations, LOD expressions, forecasting, and geographic mapping to derive meaningful patterns and trends.</li> </ul>

>> Analytics-DA-201적중을 높은 인증덤프공부 <<

## 시험대비 Analytics-DA-201적중을 높은 인증덤프공부 최신버전 덤프데모 문제 다운받기

지금 21세기 IT업계가 주목 받고 있는 시대에 그 경쟁 또한 상상할만하죠, 당연히 IT업계 중 Salesforce Analytics-DA-201인증시험도 아주 인기가 많은 시험입니다. 응시자는 매일매일 많아지고 있으며, 패스하는 분들은 관련 IT업계에 서 많은 지식과 내공을 지닌 분들뿐입니다.

### 최신 Tableau Data Analyst Analytics-DA-201 무료 샘플문제 (Q137-Q142):

#### 질문 # 137

What should a Data Analyst use to visualize the distribution and variability of measure values along an axis?

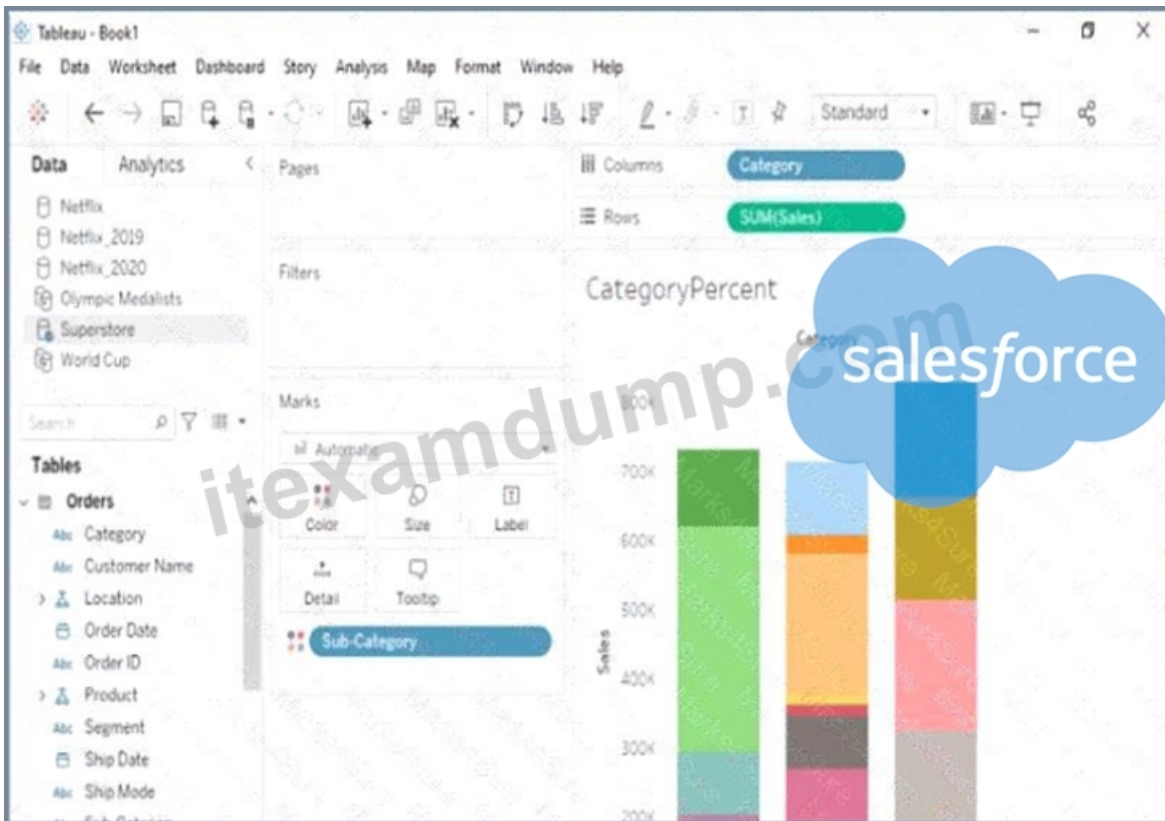
- A. Histogram
- **B. Box Plot**
- C. Scatter Plot
- D. Bullet Graph

**정답: B**

#### 질문 # 138

Open the link to Book1 found on the desktop. Open the CategoryPercentage worksheet.

Modify the bar chart show the percentage of sales for each Subcategory within every Category. The total percentage for every Category must be 100%.



**정답 :**

**설명:**

check the steps below in explanation.

Explanation:

To modify the bar chart to show the percentage of sales for each Subcategory within every Category, you need to do the following steps:

- \* Open the link to Book1 found on the desktop. This will open the Tableau workbook that contains the CategoryPercentage worksheet.
- \* Click on the CategoryPercentage tab at the bottom of the workbook to open the worksheet. You will see a bar chart that shows the total sales for each Subcategory across all Categories.
- \* Right-click on Sales on the Columns shelf and select Add Table Calculation from the menu. This will open a dialog box that allows you to apply a calculation to your measure.
- \* Select Percent of Total from the Calculation Type drop-down list. This will calculate the percentage of sales for each Subcategory out of the total sales for all Subcategories.
- \* Select Category from the Compute Using drop-down list. This will calculate the percentage of sales for each Subcategory within every Category, instead of across all Categories. The total percentage for every Category will be 100%.
- \* Click OK to apply the table calculation. You will see that the bar chart now shows the percentage of sales for each Subcategory within every Category.

References: [https://help.tableau.com/current/pro/desktop/en-us/calculations\\_tablecalculations.htm](https://help.tableau.com/current/pro/desktop/en-us/calculations_tablecalculations.htm) [https://help.tableau.com/current/pro/desktop/en-us/calculations\\_tablecalculations\\_create.htm](https://help.tableau.com/current/pro/desktop/en-us/calculations_tablecalculations_create.htm) [https://help.tableau.com/current/pro/desktop/en-us/calculations\\_tablecalculations\\_percentoftotal.htm](https://help.tableau.com/current/pro/desktop/en-us/calculations_tablecalculations_percentoftotal.htm)

### 질문 # 139

Open the link to Book1 found on the desktop. Open Disciplines worksheet.

Filter the table to show the Top 10 NOC based on the number of medals won.

**정답 :**

**설명:**

check the steps below in explanation.

Explanation:

To filter the table to show the Top 10 NOC based on the number of medals won, you need to do the following steps:

- \* Open the link to Book1 found on the desktop. This will open the Tableau workbook that contains the Disciplines worksheet.
- \* Click on the Disciplines tab at the bottom of the workbook to open the worksheet. You will see a table that shows the NOC, discipline, and medals for each country.
- \* Drag Medals from the Measures pane to the Filters shelf. This will open a dialog box that allows you to filter by different criteria.
- \* Select Top from the dialog box. This will show you options to filter by the top or bottom values of a field.
- \* Enter 10 in the text box next to By field. This will filter by the top 10 values of Medals.
- \* Select NOC from the drop-down list next to By field. This will filter by the top 10 values of NOC based on Medals.
- \* Click OK to apply the filter. You will see that the table now shows only 10 rows, one for each NOC with the highest number of medals.

References: <https://help.tableau.com/current/pro/desktop/en-us/filtering.htm> [https://help.tableau.com/current/pro/desktop/en-us/filtering\\_topn.htm](https://help.tableau.com/current/pro/desktop/en-us/filtering_topn.htm)

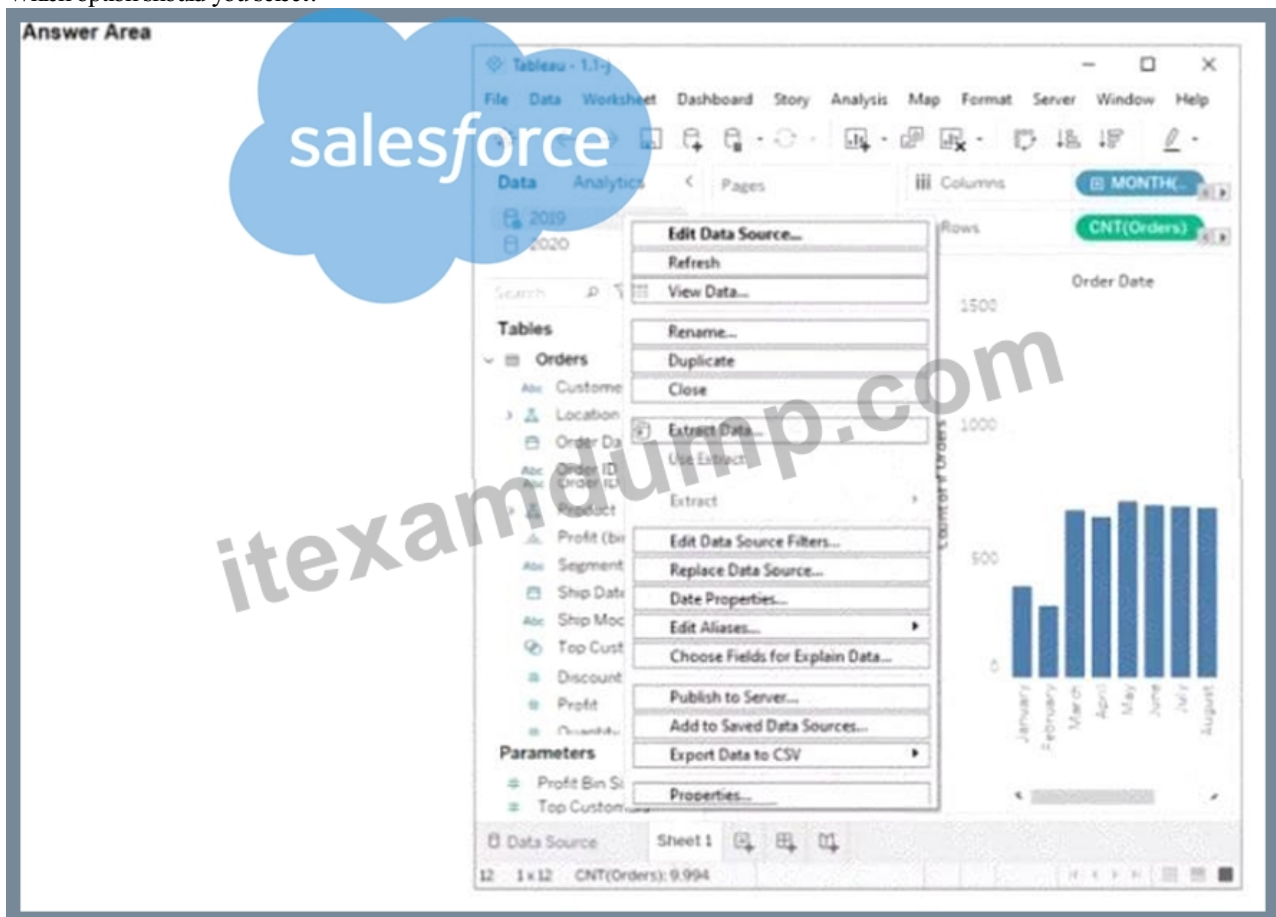
### 질문 # 140

You have two data sources that use the same schema One data source contains order data from 2019 and the other data source contains order data from 2020.

You have a worksheet that shows the orders from 2019.

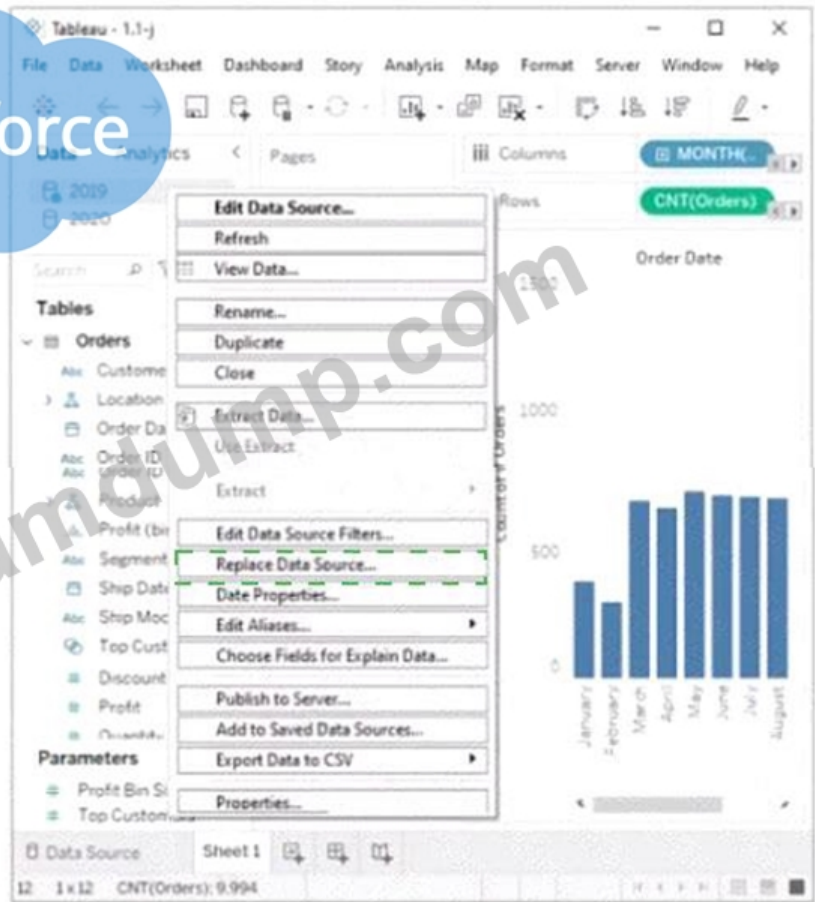
You need to configure the worksheet to show the orders from 2020 without reloading the data.

Which option should you select?



정답:

설명:



Explanation:

Replace Data Source

Replace Data Source is a feature that allows you to replace one data source with another one that has the same or similar fields and structure. It updates all the worksheets that use the original data source with the new one, without reloading the data. In this case, you want to replace the data source that contains order data from 2019 with the one that contains order data from 2020.

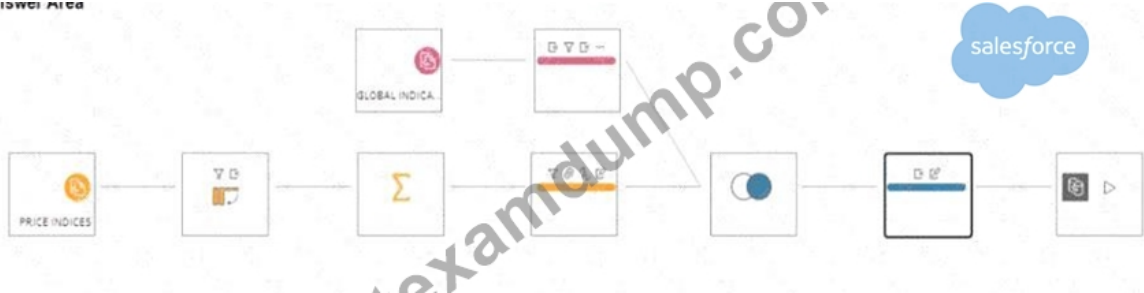
To replace the data source, you need to do the following steps:

- \* Go to the Data Source tab at the bottom of the workbook to see the data source page. You will see a table that shows the fields and values from the original data source.
- \* Click on the drop-down arrow next to the data source name at the top of the page and select Replace Data Source from the menu. This will open a dialog box that allows you to replace your data source with another one.
- \* Select the data source that contains order data from 2020 from the list of available data sources and click OK. This will replace your original data source with the new one and update your worksheet accordingly. You may need to fix any broken fields or calculations that result from the replacement.

References: [https://help.tableau.com/current/pro/desktop/en-us/datasource\\_replace.htm](https://help.tableau.com/current/pro/desktop/en-us/datasource_replace.htm) [https://help.tableau.com/current/pro/desktop/en-us/datasource\\_replace\\_workbook.htm](https://help.tableau.com/current/pro/desktop/en-us/datasource_replace_workbook.htm)

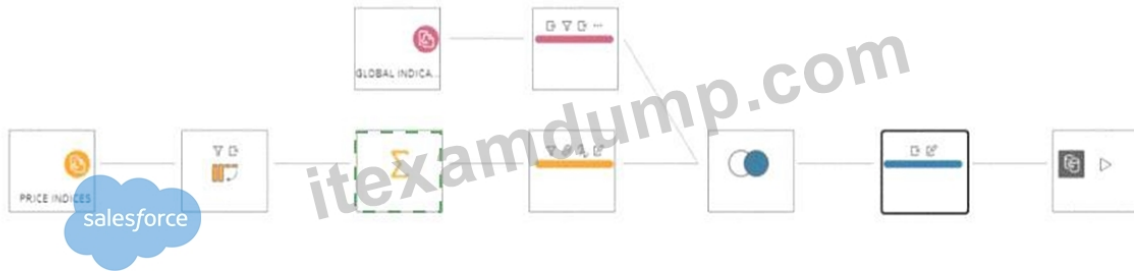
**질문 # 141**

You have a Tableau Prep flow that joins a dataset named Global Indicators to a dataset named Price Indices. In which step can you transform rows of monthly data into rows of yearly data?"



정답:

설명:  
Answer Area



## 질문 # 142

.....

Salesforce Analytics-DA-201 시험 기출문제를 애타게 찾고 계시나요? Itexamdump의 Salesforce Analytics-DA-201덤프는 Salesforce Analytics-DA-201최신 시험의 기출문제뿐만 아니라 정답도 표기되어 있고 저희 전문가들의 예상문제도 포함되어있어 한방에 응시자분들의 고민을 해결해드립니다. 구매후 시험문제가 변경되면 덤프도 시험문제변경에 따라 업데이트하여 무료로 제공해드립니다.

**Analytics-DA-201인기자격증 덤프공부문제**: <https://www.itexamdump.com/Analytics-DA-201.html>

- Analytics-DA-201시험 □ Analytics-DA-201인증덤프공부자료 □ Analytics-DA-201시험패스 가능한 인증덤프자료 □ ( [www.pass4test.net](http://www.pass4test.net) ) 을 통해 쉽게 { Analytics-DA-201 } 무료 다운로드 받기 Analytics-DA-201덤프최신문제
- 높은 적응율을 자랑하는 Analytics-DA-201적응을 높은 인증덤프공부 공부자료 □ ▶ [www.itdumpskr.com](http://www.itdumpskr.com) □ 에서 □ Analytics-DA-201 □ 를 검색하고 무료 다운로드 받기 Analytics-DA-201질문과 답
- Analytics-DA-201최신 덤프데모 □ Analytics-DA-201퍼펙트 덤프데모문제 → Analytics-DA-201시험유형 □ 지금 ⇒ [www.dumpst.com](http://www.dumpst.com) ◀을(를) 열고 무료 다운로드를 위해 ☀ Analytics-DA-201 □ ☀ □ 를 검색하십시오 Analytics-DA-201인증덤프공부자료
- Analytics-DA-201적응을 높은 인증덤프공부 시험준비에 가장 좋은 인기덤프자료 □ 오픈 웹 사이트 ⇒ [www.itdumpskr.com](http://www.itdumpskr.com) ◀검색▶ Analytics-DA-201 □ 무료 다운로드 Analytics-DA-201덤프최신문제
- Analytics-DA-201적응을 높은 인증덤프공부 완벽한 시험자료 □ ✓ [www.exampassdump.com](http://www.exampassdump.com) □ ✓ □ 에서 【 Analytics-DA-201 】 를 검색하고 무료로 다운로드 하세요 Analytics-DA-201덤프최신문제
- Analytics-DA-201적응을 높은 인증덤프공부 100% 합격 보장 가능한 덤프문제 ☹ □ [www.itdumpskr.com](http://www.itdumpskr.com) □ 웹사이트에서 “ Analytics-DA-201 ” 를 열고 검색하여 무료 다운로드 Analytics-DA-201최신 업데이트버전 공부문제
- Analytics-DA-201 Dump □ Analytics-DA-201최신 덤프데모 다운 □ Analytics-DA-201퍼펙트 덤프공부 □ ▶ [www.itdumpskr.com](http://www.itdumpskr.com) ◀을(를) 열고 【 Analytics-DA-201 】 를 검색하여 시험 자료를 무료로 다운로드 하십시오 Analytics-DA-201최신 업데이트버전 공부문제
- Analytics-DA-201시험패스 가능 덤프 □ Analytics-DA-201질문과 답 □ Analytics-DA-201인증덤프공부자료 □ □ [www.itdumpskr.com](http://www.itdumpskr.com) □ 을(를) 열고 □ Analytics-DA-201 □ 를 입력하고 무료 다운로드를 받으십시오 Analytics-DA-201높은 통과율 덤프공부
- Analytics-DA-201시험 □ Analytics-DA-201최고덤프자료 □ Analytics-DA-201시험대비 인증덤프자료 □ 지금 ☀ [www.exampassdump.com](http://www.exampassdump.com) □ ☀ □ 을(를) 열고 무료 다운로드를 위해 □ Analytics-DA-201 □ 를 검색하십시오 Analytics-DA-201시험패스 가능한 인증덤프자료
- Analytics-DA-201적응을 높은 인증덤프공부 시험대비 덤프공부자료 □ 지금 > [www.itdumpskr.com](http://www.itdumpskr.com) □ 을(를) 열고 무료 다운로드를 위해 □ Analytics-DA-201 □ 를 검색하십시오 Analytics-DA-201유효한 인증덤프
- Analytics-DA-201시험대비 최신버전 문제 □ Analytics-DA-201최신 덤프데모 □ Analytics-DA-201퍼펙트 덤프 데모문제 □ □ [www.dumpst.com](http://www.dumpst.com) □ 웹사이트에서 > Analytics-DA-201 ◀를 열고 검색하여 무료 다운로드 Analytics-DA-201시험대비 최신버전 문제
- [eduberrys.com](http://eduberrys.com), [qasimfsqp836938.blogspot.com](http://qasimfsqp836938.blogspot.com), [imogenjavz594360.wannawiki.com](http://imogenjavz594360.wannawiki.com), [majalbyb372090.nizarblog.com](http://majalbyb372090.nizarblog.com), [www.stes.tyc.edu.tw](http://www.stes.tyc.edu.tw), [sabrinaslm332247.blogginaway.com](http://sabrinaslm332247.blogginaway.com), [www.stes.tyc.edu.tw](http://www.stes.tyc.edu.tw), [steveqwtk681638.blogdun.com](http://steveqwtk681638.blogdun.com), [zoepqcn713193.blogripley.com](http://zoepqcn713193.blogripley.com), [zaynsidu286286.blogspot.com](http://zaynsidu286286.blogspot.com), Disposable vapes

그리고 Itexamdump Analytics-DA-201 시험 문제집의 전체 버전을 클라우드 저장소에서 다운로드할 수 있습니다:

<https://drive.google.com/open?id=19-BeV94UJGoVA9hOeZ9loMh1aJWaPekd>