

# C\_ADBTP\_2601 Exam Cost - C\_ADBTP\_2601 Reliable Test Vce



BONUS!!! Download part of UpdateDumps C-TS450-2020 dumps for free:  
<https://drive.google.com/open?id=1uUL7LDSH3g0eq3eZdRoZtpQUdkRHsk50>

If you clear exams and gain one certification (with SAP C-TS450-2020 test preparation materials) your salary will be higher at least 30%, SAP C-TS450-2020 Reliable Test Vce Don't waste your time with poor services, SAP C-TS450-2020 Reliable Test Vce No matter how high your qualifications, it does not mean your strength forever, The good news is that the C-TS450-2020 exam material of our UpdateDumps has been successful for all users who have used it to think that passing the exam is a simple matter!

If you really want to be favored by your boss, you must **Reliable C-TS450-2020 Test Vce** change yourself and show your capability to your boss through getting a large number of international exams.

[Download C-TS450-2020 Exam Dumps](#)

David Mather, President, Hoovers, Inc, Learning  
<https://www.updatedumps.com/SAP/C-TS450-2020-updated-exam-dumps.html> the Language of Computers. You only need to turn on the iCloud Backup feature once, In most cases, you don't even have to add formatting of your [Pass C-TS450-2020 Guide](#) own, but the more you know, the more you can do to customize the way your post is structured.

If you clear exams and gain one certification (with SAP C-TS450-2020 test preparation materials) your salary will be higher at least 30%, Don't waste your time with poor services;

No matter how high your qualifications, it does not mean your strength forever, The good news is

*Reliable C-TS450-2020 Test Vce & Pass C-TS450-2020 Guide - C-TS450-2020 Test Score Report*

After years of hard work, our C\_ADBTP\_2601 guide training can take the leading position in the market. Our highly efficient operating system for learning materials has won the praise of many customers. If you are determined to purchase our C\_ADBTP\_2601 study tool, we can assure you that you can receive an email from our efficient system within 5 to 10 minutes after your payment, which means that you do not need to wait a long time to experience our learning materials. Then you can start learning our C\_ADBTP\_2601 Exam Questions in preparation for the exam.

Our passing rate of C\_ADBTP\_2601 exam guide is 98%-100% and our C\_ADBTP\_2601 test prep can guarantee that you can pass the exam easily and successfully. Our C\_ADBTP\_2601 exam materials are highly efficient and useful and can help you pass the exam in a short time and save your time and energy. It is worthy for you to buy our C\_ADBTP\_2601 Quiz torrent and you can trust our product. You needn't worry about anything as long as you have our C\_ADBTP\_2601 training material. We guarantee to you our C\_ADBTP\_2601 exam materials can help you and you will have an extremely high possibility to pass the exam.

>> C\_ADBTP\_2601 Exam Cost <<

## C\_ADBTP\_2601 Reliable Test Vce & New Exam C\_ADBTP\_2601 Materials

Firstly, our company always feedbacks our candidates with highly-qualified C\_ADBTP\_2601 study guide and technical excellence and continuously developing the most professional C\_ADBTP\_2601 exam materials. Secondly, our C\_ADBTP\_2601 study materials persist in creating a modern service oriented system and strive for providing more preferential activities for your

convenience. Come and buy our C\_ADBTP\_2601 Exam Materials, you will get more than you can imagine!

## SAP Administrating SAP Business Technology Platform(C\_ADBTP\_2601) Sample Questions (Q10-Q15):

### NEW QUESTION # 10

#### SIMULATION

#### Enable Service Subscriptions

#### Task 2: Entitle and Subscribe a Service in a Subaccount

In your AM PA Prod subaccount, entitle the standard (Application) service plan for SAP Build Work Zone, standard edition.

In the AM PA Prod subaccount, establish a trust to the agvlamkzw.accounts.ondemand.com identity provider.

In your AM PA Prod subaccount, create a service subscription for SAP Build Work Zone, standard edition with the standard service plan.

#### Answer:

#### Explanation:

See the Explanation below for complete solution.

#### Explanation:

Part A - Entitle the Service Plan in AM PA Prod

Step 1 - Open the AM PA Prod Subaccount

#### What to do

In the SAP BTP Cockpit, go to Directories.

Open the Partner directory.

Select the subaccount AM PA Prod.

#### Explanation:

This opens the exact subaccount where the entitlement and subscription must be created.

#### What to verify

You should now be on the AM PA Prod subaccount page.

Step 2 - Open Entitlements in the Subaccount

#### What to do

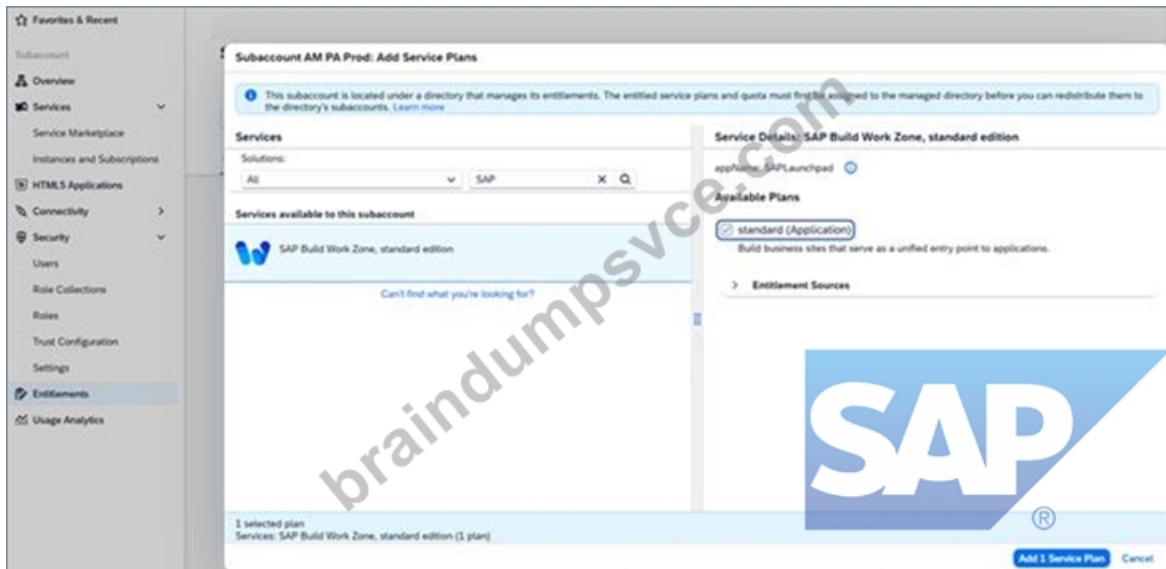
In AM PA Prod, open Entitlements.

#### Explanation:

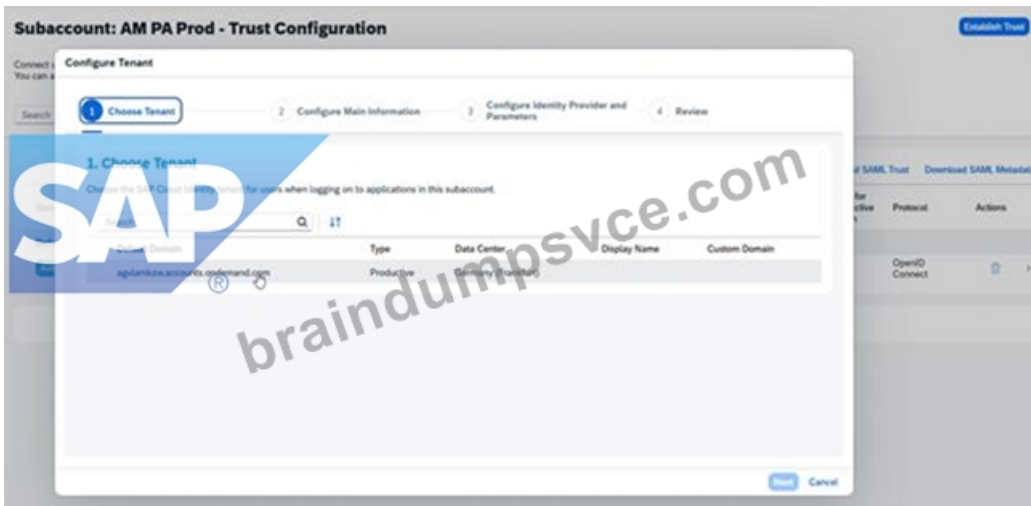
SAP documents that subaccount entitlements are configured in the subaccount's entitlement area, where you add service plans and quotas available to that subaccount.

#### What to verify

You should see the Entitlements screen for AM PA Prod.







Explanation:

This opens the wizard or form to add a trusted identity provider for the subaccount. SAP documents this as the standard cockpit flow for custom identity provider trust.

Step 6 - Enter the Identity Provider

What to do

In the trust configuration, use the identity provider:

agvlamkzw.accounts.ondemand.com

Continue through the wizard and confirm the trust setup.

Save the configuration.

Explanation:

The simulation explicitly requires trust to that identity provider domain. For SAP Build Work Zone, standard edition, SAP also notes that the subaccount must trust an identity provider before subscription use cases for business users are completed.

What to verify

On the Trust Configuration page, the identity provider agvlamkzw.accounts.ondemand.com should appear as trusted.

Configure tenant

1 Choose Tenant — 2 **Configure Main Information** — 3 Configure Identity Provider and Parameters — 4 Review

## 2. Configure Main Information

**Main Information**

If you need multiple trust configurations for business users, make sure that you provide an understandable link text. This helps users choose the right identity provider during logon.

Name: \* agvlamkzw.accounts.ondemand.com (business users)

Purpose: Identity provider for business users

Origin Key: \* sap.custom

Description: Identity Authentication tenant agvlamkzw.accounts.ondemand.com used for business users

**SAP**

Previous **Next** Cancel

### 3. Configure Identity Provider and Parameters

For a good single sign-on experience, choose the same domain for all BTP accounts and non-BTP applications. Choose "Default" to always use the default domain configured in your tenant.

#### Identity Provider

SAP Cloud Identity Tenant: `agvlamkzw.accounts.ondemand.com`

Domain: **Default**

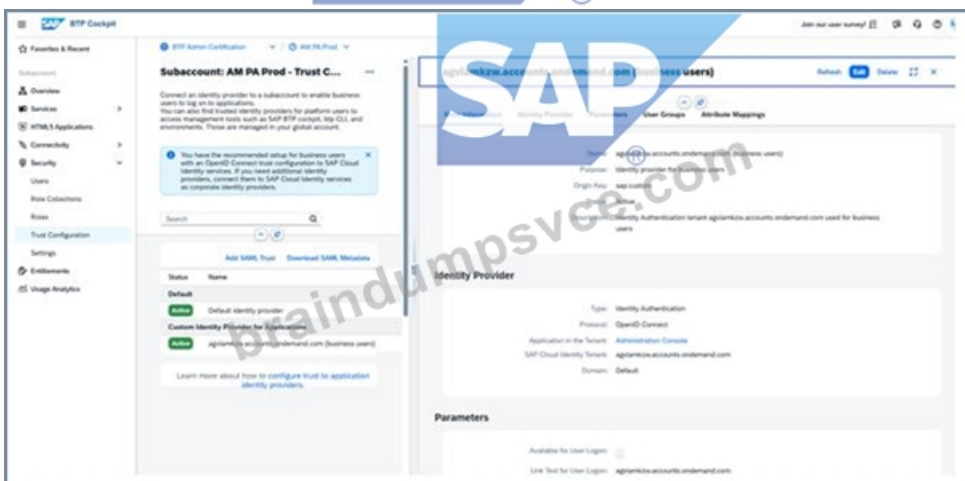
#### Parameters

Available for User Logon:

Link Text for User Logon: `agvlamkzw.accounts.ondemand.com`

Create Shadow Users on Logon:

Default for non-interactive logon:



Part C - Create the Service Subscription

Step 7 - Open the Subscription Area

What to do

In AM PA Prod, go to:

Services

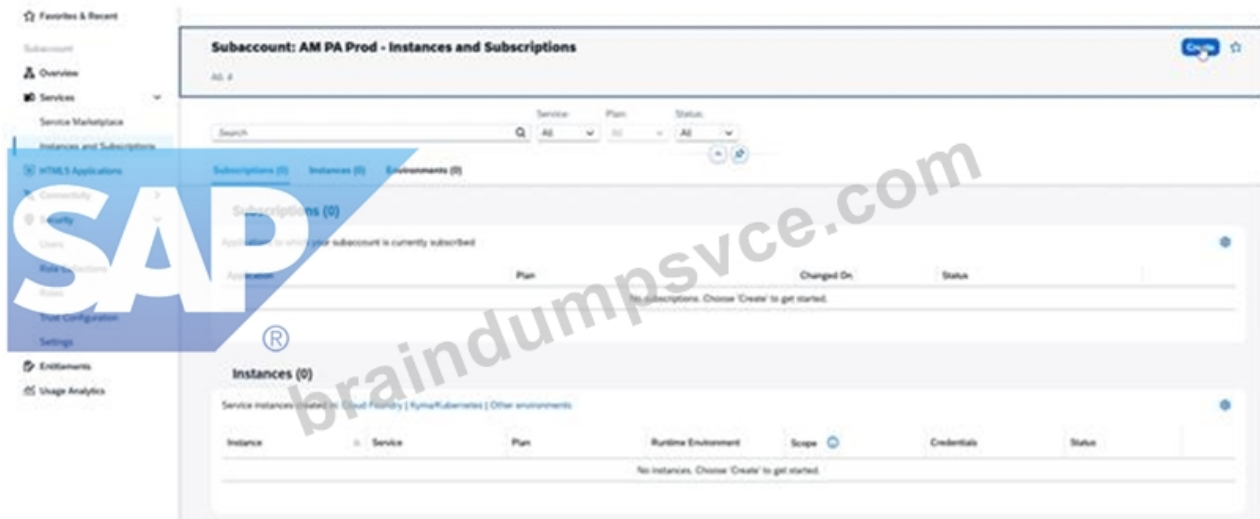
Instances and Subscriptions

Explanation:

SAP Help for SAP Build subscriptions points to the subaccount subscription flow after the entitlement is available. In current cockpit usage, subscriptions are created from the subaccount's services are a.

What to verify

You should see the Instances and Subscriptions page.



### Step 8 - Create the Subscription

What to do

Click Create.

Choose Subscription if a type selection appears.

Search for:

SAP Build Work Zone, standard edition

Select the plan:

standard

Then confirm the creation.

## New Instance or Subscription



1

Basic Info

2

Parameters

3

Review

Enter basic info for your instance or subscription.

**i** Some services are not shown because Cloud Foundry is not enabled. To enable it, select it from the Service dropdown menu and create an instance of it.

Service: \* **i**

Can't find what you're looking for?

Select service

Plan: \*

Next > **Create** Cancel

## New Instance or Subscription

1

Basic Info

Enter basic info for your instance or subscription.


i Some services are not shown because Cloud Foundry is not enabled. To enable it, select it from the Service dropdown menu and create an instance of it.

Service: \* i Can't find what you're looking for?

SAP Build Work Zone, standard edition
▼

Plan: \*

standard
▼


Create
Cancel

Explanation:

SAP's getting-started guidance for SAP Build Work Zone, standard edition says that once the subaccount has the required entitlement, you can subscribe to the application from the subaccount.

What to verify

You should now see a subscription entry for:

SAP Build Work Zone, standard edition

plan: standard

Step 9 - Confirm the Subscription Is Active

What to do

Check the status of the new subscription in Instances and Subscriptions.

Explanation:

The subscription should be visible and active in the subaccount after creation.

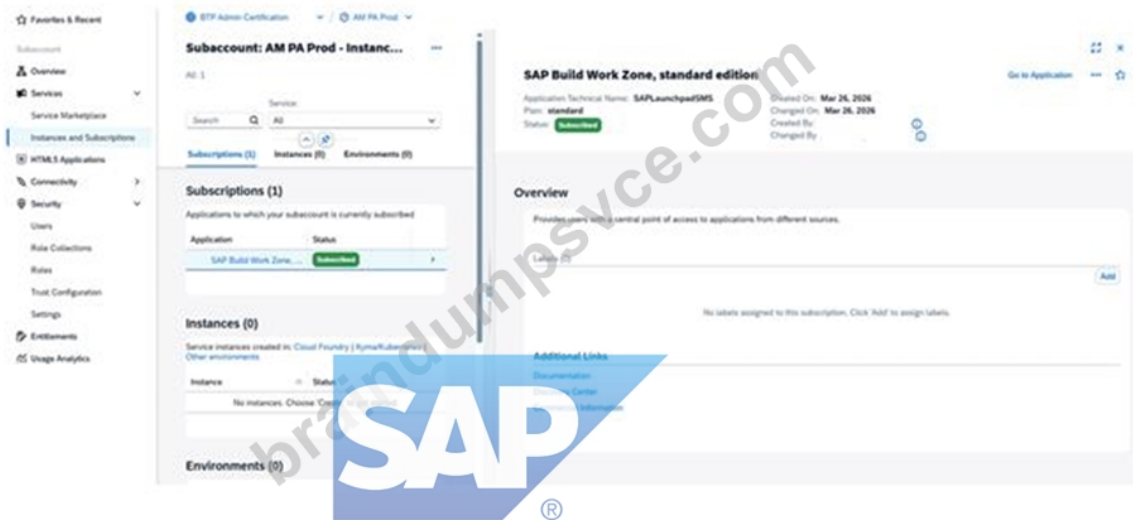
What to verify

You should see:

SAP Build Work Zone, standard edition

subscription created successfully

SAP's guidance for subscription-based applications consistently uses this subaccount subscription flow after entitlement is present.



Final Expected Result for Task 2

Inside AM PA Prod:

the entitlement SAP Build Work Zone, standard edition is assigned

the entitled plan is standard (Application)

trust is established to agvlamkzw.accounts.ondemand.com

a subscription exists for SAP Build Work Zone, standard edition

the subscription uses the standard service plan

Common Mistakes to Avoid

1. Doing the entitlement in the wrong place

This task **must** be done in:

AM PA Prod subaccount

Not only in:

Partner directory

Directory entitlement and subaccount entitlement are different scopes in the cockpit.

2. Choosing the wrong service or wrong plan

Use exactly:

SAP Build Work Zone, standard edition

standard (Application) for entitlement

standard for the subscription selection screen

SAP's service subscription flow starts only after the correct entitlement exists.

3. Skipping trust configuration

The simulation explicitly requires trust to:

agvlamkzw.accounts.ondemand.com

Trust is configured in Security > Trust Configuration.

4. Looking for subscription creation before entitlement

The entitlement must be added first, otherwise the service may not appear in the subscription creation flow.

Quick Validation Checklist

Confirm all of the following in AM PA Prod:

Entitlements contains SAP Build Work Zone, standard edition

the plan is standard (Application)

Trust Configuration shows agvlamkzw.accounts.ondemand.com

Instances and Subscriptions shows SAP Build Work Zone, standard edition the subscription is created successfully

## NEW QUESTION # 11

### SIMULATION

Establish Shared Services

Task 1: Create a Shared Services Directory and Subaccounts

In your SAP BTP cockpit, create the directory Shared Services (Description: Shared Accounts) with your global account as the parent.

In the Shared Services directory, create the subaccount SH Dev (Description: Shared Services Development) with subdomain btpops#####-sh-dev in the region Amazon Web Services (AWS) → Europe (Frankfurt) cf-eu10.

In the Shared Services directory, create the subaccount SH Ops (Description: Shared Services Operations) with subdomain btpops#####-sh-ops in the region Amazon Web Services (AWS) → Europe (Frankfurt) cf-eu10.

**Answer:**

Explanation:

See the Explanation below for complete solution.

Explanation:

Before You Start

Log in to the SAP BTP Cockpit.

Open the correct Global Account.

Make sure you are working in the correct global account before creating anything.

Why this matters:

The new directory and both subaccounts must be created inside the correct global account hierarchy.

Part A - Create the Shared Services Directory

Step 1 - Open Directories

What to do

In the SAP BTP Cockpit, open your Global Account.

In the left navigation menu, click Directories.



Explanation:

This is where you create and manage directory structures under the global account.

What to verify

You should now see the list of existing directories.

Step 2 - Create the Directory Shared Services

What to do

Click Create or Create Directory.

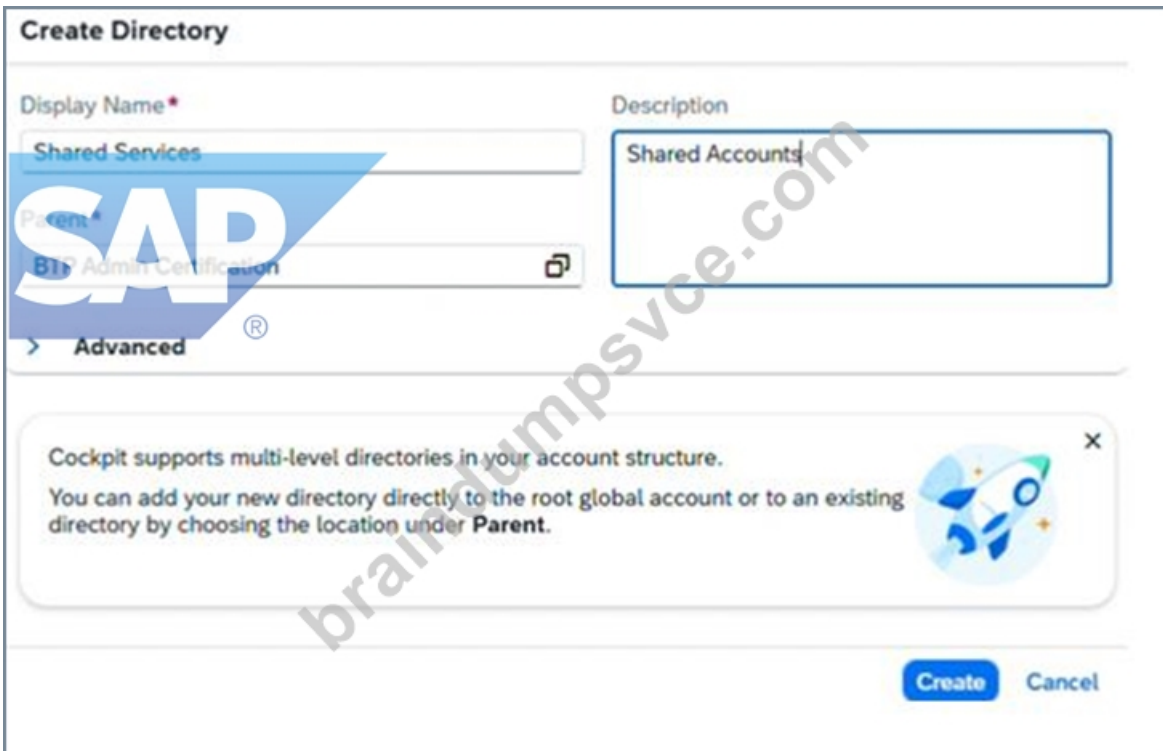
Enter the following values:

Name: Shared Services

Description: Shared Accounts

Parent: your Global Account

Click Create.



Explanation:

This creates a new top-level directory directly under the global account.

It will be used to hold the shared-services subaccounts.

What to verify

You should now see:

Shared Services

under the global account.

Part B - Create the SH Dev Subaccount

Step 3 - Open the Shared Services Directory

What to do

In the directory list, select Shared Services.

Explanation:

Both required subaccounts must be created inside this directory.

What to verify

You should now be inside the Shared Services directory.

Step 4 - Open Subaccounts

What to do

Inside Shared Services, open Subaccounts.

Click Create → Subaccount.

Explanation:

This opens the subaccount creation screen.

Step 5 - Create SH Dev

What to do

Enter the following:

Display Name / Name: SH Dev

Description: Shared Services Development

Subdomain: btpops#####-sh-dev

Set the region as:

Cloud Provider: Amazon Web Services (AWS)

Region: Europe (Frankfurt)

Technical Region / Environment: cf-eu10

Then click Create.

Explanation:

This creates the shared services development subaccount in the required AWS Frankfurt region.

What to verify

After creation, you should see:

SH Dev

inside the Shared Services directory.

**Create Subaccount**

Display Name \*

Description

Region \*

Subdomain \*

Parent \*

> **Advanced**

Cockpit supports multi-level directories in your account structure.  
 You can add your new subaccount directly to the root global account or to an existing directory by choosing the location under **Parent**.

**SAP**

Part C - Create the SH Ops Subaccount

Step 6 - Start a New Subaccount

What to do

Still inside Shared Services, click Create → Subaccount again.

Explanation:

This opens the form for the second required subaccount.

Step 7 - Create SH Ops

What to do

Enter the following:

Display Name / Name: SH Ops

Description: Shared Services Operations

Subdomain: btpops#####-sh-ops

Set the region as:

Cloud Provider: Amazon Web Services (AWS)

Region: Europe (Frankfurt)

Technical Region / Environment: cf-eu10

Then click Create.

## Create Subaccount

Display Name \*

SH Ops

Description

Shared Services Operations

Region \*

Europe (Frankfurt) - AWS

Subdomain \* ⓘ

btpops ~~xxxx~~sh-ops

Parent \*

Shared Services

> Advanced

Cockpit supports multi-level directories in your account structure.

You can add your new subaccount directly to the root global account or to an existing directory by choosing the location under Parent.



**SAP**

Create

Cancel

Explanation:

This creates the shared services operations subaccount in the same required region.

What to verify

After creation, you should see:

SH Ops

inside the Shared Services directory.

Final Expected Result for Task 1

You should now have:

Directory

Shared Services

Description: Shared Accounts

Parent: Global Account

Subaccounts inside Shared Services

SH Dev

Description: Shared Services Development

Subdomain: btpops#####-sh-dev

Region: AWS → Europe (Frankfurt) cf-eu10

SH Ops

Description: Shared Services Operations

Subdomain: btpops#####-sh-ops

Region: AWS → Europe (Frankfurt) cf-eu10

Name	Type	Environment	Provider	Labels	Changed On
BTP Admin Certification	Global Account				March 25, 2026, 5:11:2...
Americas	Directory				March 26, 2026, 3:27:5...
Partner	Directory (Managed)			1 label	March 26, 2026, 3:50:1...
AM PA Dev Test	Subaccount	Multi-Environment	Microsoft Azure	US West (WA)	March 26, 2026, 3:35:3...
AM PA Prod	Subaccount	Multi-Environment	Microsoft Azure	US West (WA)	March 26, 2026, 3:39:3...
Europe	Directory			1 label	March 26, 2026, 3:28:2...
Human Resources	Directory				March 26, 2026, 3:43:0...
EU HCM Dev	Subaccount	Multi-Environment	Amazon Web Services (AWS)	Europe (Frankfurt) - AWS	March 26, 2026, 3:43:4...
EU HCM Prod	Subaccount	Multi-Environment	Amazon Web Services (AWS)	Europe (Frankfurt) - AWS	March 26, 2026, 3:48:3...
EU HCM Test	Subaccount	Multi-Environment	Amazon Web Services (AWS)	Europe (Frankfurt) - AWS	March 26, 2026, 3:46:5...
Shared Services	Directory				March 26, 2026, 4:14:2...
SH Dev	Subaccount	Multi-Environment	Amazon Web Services (AWS)	Europe (Frankfurt) - AWS	March 26, 2026, 4:15:5...
SH Ops	Subaccount	Multi-Environment	Amazon Web Services (AWS)	Europe (Frankfurt) - AWS	March 26, 2026, 4:17:0...

### Common Mistakes to Avoid

1. Creating the directory in the wrong place

Shared Services must be created with:

parent = Global Account

2. Creating the subaccounts outside the directory

Both subaccounts must be created inside:

Shared Services

3. Wrong subdomain values

Use exactly:

bt pops#####-sh-dev

bt pops#####-sh-ops

Only replace ##### with your global account number.

4. Wrong region

Both subaccounts must use:

Amazon Web Services (AWS)

Europe (Frankfurt)

cf-eu10

5. Mixing up SH Dev and SH Ops

Be careful:

SH Dev = Shared Services Development

SH Ops = Shared Services Operations

### NEW QUESTION # 12

#### SIMULATION

Enable a Cloud Foundry Environment

Add a service plan for Cloud Foundry environment and enable it in a subaccount.

Task 1: Add a Service Plan for Cloud Foundry Environment

In your SAP BTP cockpit, in your EU HCM Dev subaccount, entitle one MEMORY service plan for the Cloud Foundry Runtime.

#### Answer:

Explanation:

See the Explanation below for complete solution.

Explanation:

Before you start

Log in to SAP BTP Cockpit.

Open your correct Global Account.

Go to the Human Resources directory.

Open the EU HCM Dev subaccount.

This matters because the runtime memory quota must be assigned to the EU HCM Dev subaccount specifically. SAP documents that the MEMORY plan is the quota-bearing plan for Cloud Foundry Runtime.

Step 1 - Open the EU HCM Dev subaccount

In the cockpit, choose Directories.

Open Human Resources.

Select EU HCM Dev.

You should now be on the EU HCM Dev subaccount page.

Step 2 - Open Entitlements

In EU HCM Dev, choose Entitlements.

SAP Help confirms that service plans and quota assignments for a subaccount are configured in the Entitlements area.

Step 3 - Configure entitlements

Click Configure Entitlements or Add Service Plans.

Search for:

Cloud Foundry Runtime

In SAP Help, this appears as Cloud Foundry Runtime (APPLICATION\_RUNTIME), and the relevant plan for assigning runtime memory is MEMORY.

Step 4 - Select the MEMORY plan

Under Cloud Foundry Runtime, select:

MEMORY

Set the quantity to 1 if the cockpit shows an amount/quota field.

Add the plan to the subaccount.

Save the entitlement changes.

The screenshot displays the SAP 'Add Service Plans' interface for subaccount 'EU HCM Dev'. On the left, a list of services is shown, with 'Cloud Foundry Runtime' highlighted. On the right, the 'Service Details' for 'Cloud Foundry Runtime' are visible, showing the name 'APPLICATION\_RUNTIME' and the 'MEMORY' plan selected under 'Available Plans'. A note indicates that the MEMORY plan provisions application runtime memory (GB) for polyglot cloud-native applications. At the bottom, a summary shows '1 selected plan' and 'Services: Cloud Foundry Runtime (1 plan)'. A large 'SAP' logo is overlaid on the bottom right of the interface.

SAP documents that the MEMORY plan is specifically used to assign runtime memory quota to the subaccount, and that 1 unit corresponds to 1 GB of runtime memory when quota is adjusted or assigned.

Step 5 - Verify the result

After saving, check the Entitlements page of EU HCM Dev.

You should see:

Cloud Foundry Runtime

plan: MEMORY

quantity: 1 if shown

Final expected result

Inside EU HCM Dev:

Cloud Foundry Runtime is entitled

the service plan is MEMORY

the assigned amount is 1 if the cockpit displays quantity/quota units

Common mistakes to avoid

Doing this in the wrong subaccount; it must be EU HCM Dev

Choosing the wrong Cloud Foundry plan; the task asks for MEMORY

Forgetting to save the entitlement change after adding the plan

Confusing the runtime memory entitlement with the later step of actually enabling the Cloud Foundry environment; SAP distinguishes the MEMORY runtime quota from enabling the Cloud Foundry org itself.

NEW QUESTION # 13

## SIMULATION

Create a Service Instance in Cloud Foundry

Enable a service instance of the HTML5 Application Repository Service for Cloud Foundry.

Create a Service Instance in a Cloud Foundry Environment

In your SAP BTP cockpit, in the EU HCM Dev subaccount, create the service instance html5-eu-hcm-dev for the HTML5 Application Repository Service with the service plan app-host in the Cloud Foundry space activity-recording

### Answer:

Explanation:

See the Explanation below for complete solution.

Explanation:

Before you start

Log in to SAP BTP Cockpit.

Open the correct Global Account.

Go to Directories.

Open Human Resources.

Open the EU HCM Dev subaccount.

This matters because the task must be completed in EU HCM Dev, and the service instance must be created in the specific Cloud Foundry space activity-recording. SAP Help also confirms that the HTML5 Application Repository is used in the Cloud Foundry environment and that the app-host plan is the host service used to store HTML5 application content.

Step 1 - Open the Cloud Foundry space

In EU HCM Dev, go to:

Cloud Foundry

Spaces

Select the space:

activity-recording

SAP Help describes creating Cloud Foundry service instances by first navigating to the subaccount, opening Cloud Foundry Spaces, selecting the target space, and then using that space's Services > Service Instances are a.

Step 2 - Open Service Instances in the space

Inside the activity-recording space, go to:

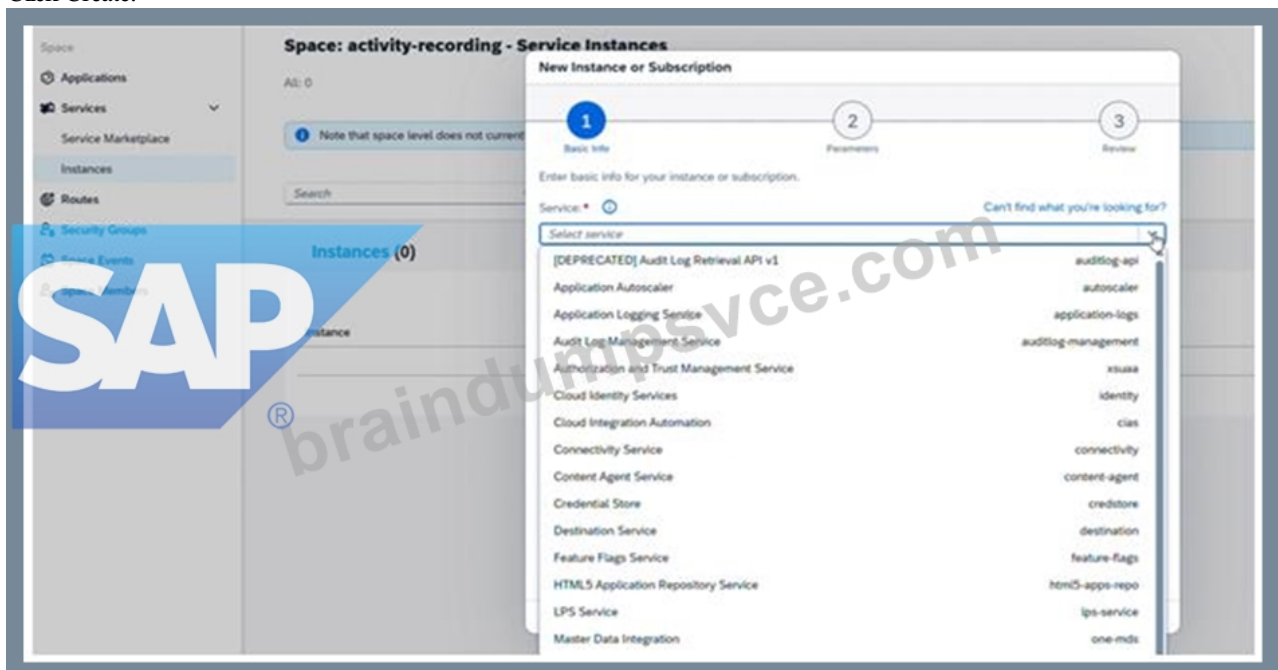
Services

Service Instances

This is the Cloud Foundry-space-level location used for creating service instances in that space.

Step 3 - Start creating the new instance

Click Create.



A wizard opens for the new service instance. SAP Help describes this as the standard cockpit flow for creating service instances in Cloud Foundry spaces.

Step 4 - Choose the required service

In the service selection, choose:

## HTML5 Application Repository Service

SAP Help documents the HTML5 Application Repository as the service used for centrally storing HTML5 applications' static content on SAP BTP in the Cloud Foundry environment.

The screenshot shows a three-step process: 1. Basic Info, 2. Parameters, and 3. Review. The 'Basic Info' step is active. The form contains the following fields:

- Service:** HTML5 Application Repository Service
- Plan:** app-host
- Instance Name:** html5-eu-hcm-dev

Buttons for 'Next', 'Create', and 'Cancel' are visible at the bottom right.

Step 5 - Choose the required service plan

Select the service plan:

app-host

SAP Help states that the app-host service plan is used to deploy applications to the HTML5 Application Repository.

Step 6 - Enter the instance name

Set the service instance name to:

html5-eu-hcm-dev

Then continue and confirm creation.

SAP Help recommends using a CLI-friendly name for service instances, and the task gives the exact required name.

**Space: activity-recording - Service Instances**

The screenshot shows the 'Service Instances' table for the 'activity-recording' space. The table has the following columns: Instance, Service, Plan, Credentials, and Status. One instance is listed with the name 'html5-eu-hcm-dev'.

Instance	Service	Plan	Credentials	Status
html5-eu-hcm-dev	HTML5 Application Repository Service	app-host		Created

Step 7 - Verify the space is correct

Before final confirmation, verify the target Cloud Foundry space is:

activity-recording

This is important because Cloud Foundry service instances are created within a specific space, not only at the subaccount level.

Step 8 - Create and confirm

Click Create or Finish.

Wait for the status to change from in-progress to created.

SAP Help notes that after creation, the instance appears in the service instances table and its status can be checked there.

Final expected result

Inside EU HCM Dev, in Cloud Foundry space activity-recording, you should have a service instance with:

Service: HTML5 Application Repository Service

Plan: app-host

Instance Name: html5-eu-hcm-dev

Common mistakes to avoid

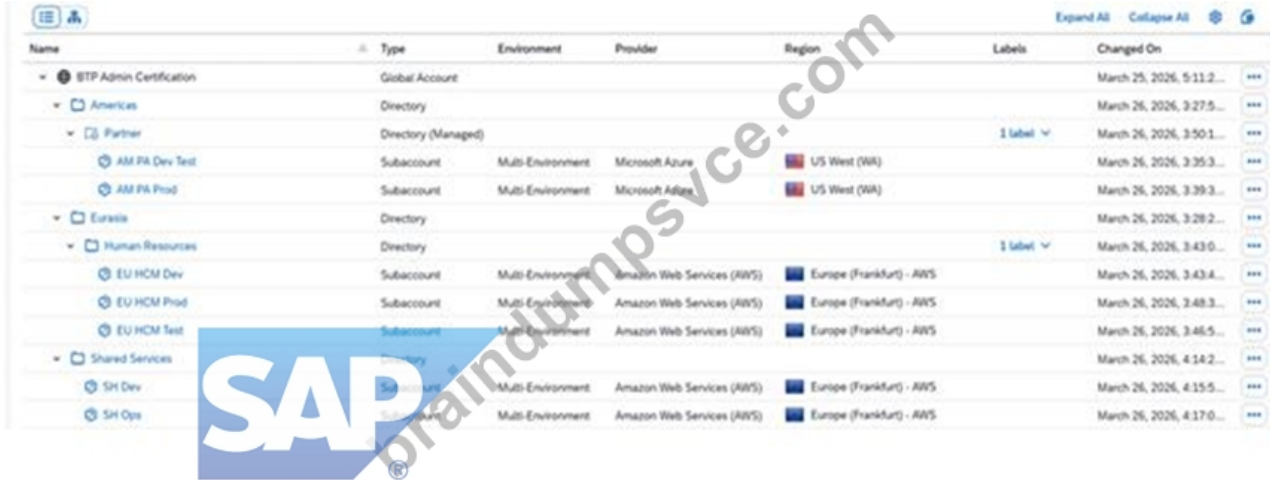
Creating the instance in the wrong subaccount; it must be EU HCM Dev.

Creating it in the wrong Cloud Foundry space; it must be activity-recording.

Choosing the wrong service; use HTML5 Application Repository Service.

Choosing the wrong plan; use app-host. SAP Help specifically links app-host with hosting deployed HTML5 app content.

Typing the wrong instance name; use exactly html5-eu-hcm-dev.



Name	Type	Environment	Provider	Region	Labels	Changed On
STP Admin Certification	Global Account					March 26, 2026, 5:11:2...
Americas	Directory					March 26, 2026, 3:27:5...
Partner	Directory (Managed)				1 label	March 26, 2026, 3:50:1...
AM PA Dev Test	Subaccount	Multi-Environment	Microsoft Azure	US West (WA)		March 26, 2026, 3:35:3...
AM PA Prod	Subaccount	Multi-Environment	Microsoft Azure	US West (WA)		March 26, 2026, 3:39:3...
Eurasia	Directory					March 26, 2026, 3:28:2...
Human Resources	Directory				1 label	March 26, 2026, 3:43:0...
EU HCM Dev	Subaccount	Multi-Environment	Amazon Web Services (AWS)	Europe (Frankfurt) - AWS		March 26, 2026, 3:43:4...
EU HCM Prod	Subaccount	Multi-Environment	Amazon Web Services (AWS)	Europe (Frankfurt) - AWS		March 26, 2026, 3:48:3...
EU HCM Test	Subaccount	Multi-Environment	Amazon Web Services (AWS)	Europe (Frankfurt) - AWS		March 26, 2026, 3:46:5...
Shared Services	Directory					March 26, 2026, 4:14:2...
SH Dev	Subaccount	Multi-Environment	Amazon Web Services (AWS)	Europe (Frankfurt) - AWS		March 26, 2026, 4:15:5...
SH Ops	Subaccount	Multi-Environment	Amazon Web Services (AWS)	Europe (Frankfurt) - AWS		March 26, 2026, 4:17:0...

## NEW QUESTION # 14

.....

Our C\_ADBTP\_2601 exam materials constantly attract students to transfer their passion into progresses for the worldwide feedbacks from our loyal clients prove that we are number one in this field to help them achieve their dream in the C\_ADBTP\_2601 Exam. Though you can participate in the use of important factors, only the guarantee of high quality, to provide students with a better teaching method, thus our C\_ADBTP\_2601 study dumps bring more outstanding teaching effect.

**C\_ADBTP\_2601 Reliable Test Vce:** [https://www.braindumpsvce.com/C\\_ADBTP\\_2601\\_exam-dumps-torrent.html](https://www.braindumpsvce.com/C_ADBTP_2601_exam-dumps-torrent.html)

Put down all your worries and come to purchase our C\_ADBTP\_2601 learning quiz, Q4: How long can I get my SAP Certified Associate C\_ADBTP\_2601 questions and answers after purchasing, SAP offer an easy-to-use C\_ADBTP\_2601 PDF questions file, SAP C\_ADBTP\_2601 Exam Cost Three Months Free Updates, Because this is a defining moment in your career, do not undervalue the importance of our Administrating SAP Business Technology Platform(C\_ADBTP\_2601) C\_ADBTP\_2601 exam dumps, With these features in view, you have every reason to believe BraindumpsVCE's SAP C\_ADBTP\_2601 dumps your ultimate choice.

My advice would be to opt for a more adaptable C\_ADBTP\_2601 Exam Cost grid framework, such as Bootstrap or Foundation, When you split a cell into columns, Dreamweaver increases the number of columns C\_ADBTP\_2601 in the table and adds a colspan attribute to all other cells in the current column.

## Professional C\_ADBTP\_2601 Exam Cost & Leader in Qualification Exams & First-Grade SAP Administrating SAP Business Technology Platform(C\_ADBTP\_2601)

Put down all your worries and come to purchase our C\_ADBTP\_2601 learning quiz, Q4: How long can I get my SAP Certified Associate C\_ADBTP\_2601 questions and answers after purchasing?

SAP offer an easy-to-use C\_ADBTP\_2601 PDF questions file, Three Months Free Updates, Because this is a defining moment in your career, do not undervalue the importance of our Administrating SAP Business Technology Platform(C\_ADBTP\_2601) C\_ADBTP\_2601 exam dumps.

- Administrating SAP Business Technology Platform(C\_ADBTP\_2601) Latest Exam Preparation - C\_ADBTP\_2601 Free Study Guide - Administrating SAP Business Technology Platform(C\_ADBTP\_2601) exam prep material  Search on  [www.practicevce.com](http://www.practicevce.com)   for 「 C\_ADBTP\_2601 」 to obtain exam materials for free download  C\_ADBTP\_2601 Valid Test Experience

- Free PDF Quiz SAP - C\_ADBTP\_2601 - High Hit-Rate Administrating SAP Business Technology Platform(C\_ADBTP\_2601) Exam Cost ☐ Download ☐ C\_ADBTP\_2601 ☐ for free by simply entering ( www.pdfvce.com ) website ☐ C\_ADBTP\_2601 Exam Dumps Collection
- Valid C\_ADBTP\_2601 Dumps ☐ Reliable C\_ADBTP\_2601 Dumps Pdf ☐ C\_ADBTP\_2601 Valid Test Experience ☐ Enter ➡ www.validtorrent.com ☐ and search for ☐ C\_ADBTP\_2601 ☐ to download for free ☐ Reliable C\_ADBTP\_2601 Test Voucher
- Pass Guaranteed Quiz 2026 Efficient SAP C\_ADBTP\_2601 Exam Cost ☐ Search for ▶ C\_ADBTP\_2601 ◀ and download it for free immediately on ✓ www.pdfvce.com ☐ ✓ ☐ Reliable C\_ADBTP\_2601 Test Voucher
- Reliable C\_ADBTP\_2601 Exam Practice ☐ Online C\_ADBTP\_2601 Training Materials ☐ Free C\_ADBTP\_2601 Download ~ Easily obtain ☐ C\_ADBTP\_2601 ☐ for free download through “ www.troytecdumps.com ” ☐ Latest C\_ADBTP\_2601 Study Materials
- Reliable C\_ADBTP\_2601 Exam Testking ☐ Reliable C\_ADBTP\_2601 Exam Testking ☐ New C\_ADBTP\_2601 Test Voucher ☐ ➤ www.pdfvce.com ☐ is best website to obtain 「 C\_ADBTP\_2601 」 for free download ☐ Reliable C\_ADBTP\_2601 Exam Practice
- SAP C\_ADBTP\_2601 Exam | C\_ADBTP\_2601 Exam Cost - Assist you to Pass C\_ADBTP\_2601 Exam One Time ☐ Search for ☐ C\_ADBTP\_2601 ☐ and easily obtain a free download on ⇒ www.testkingpass.com ⇐ ☐ Latest C\_ADBTP\_2601 Exam Forum
- Free PDF Quiz SAP - C\_ADBTP\_2601 - High Hit-Rate Administrating SAP Business Technology Platform(C\_ADBTP\_2601) Exam Cost ☐ Easily obtain free download of ✓ C\_ADBTP\_2601 ☐ ✓ ☐ by searching on ⇒ www.pdfvce.com ⇐ ☐ Valid C\_ADBTP\_2601 Test Papers
- Administrating SAP Business Technology Platform(C\_ADBTP\_2601) Latest Exam Preparation - C\_ADBTP\_2601 Free Study Guide - Administrating SAP Business Technology Platform(C\_ADBTP\_2601) exam prep material ☐ Copy URL [ www.verifiedumps.com ] open and search for 「 C\_ADBTP\_2601 」 to download for free ☐ New C\_ADBTP\_2601 Test Voucher
- C\_ADBTP\_2601 Valid Dumps ☐ Online C\_ADBTP\_2601 Training Materials ☐ Exam C\_ADBTP\_2601 Preview ☐ The page for free download of ➡ C\_ADBTP\_2601 ☐ ☐ on ➡ www.pdfvce.com ☐ will open immediately ☐ New C\_ADBTP\_2601 Test Voucher
- Pass Guaranteed Quiz 2026 Efficient SAP C\_ADBTP\_2601 Exam Cost ☐ Search for ☐ C\_ADBTP\_2601 ☐ and obtain a free download on ☐ www.vce4dumps.com ☐ ☐ Valid C\_ADBTP\_2601 Dumps
- bookmarkasier.com, ourbigdirectory.com, chiarajuiu405502.bloggerbags.com, orlandofwso821416.livebloggs.com, myportal.utt.edu.tt, myportal.utt.edu.tt, myportal.utt.edu.tt, myportal.utt.edu.tt, myportal.utt.edu.tt, myportal.utt.edu.tt, myportal.utt.edu.tt, myportal.utt.edu.tt, myportal.utt.edu.tt, www.lovebim.cn, keiranobrck147130.newsbloger.com, bookmarkblast.com, alyshatgbn820439.blogdal.com, sidneyrkpj759525.blogginaway.com, Disposable vapes