

Easy Access to Microsoft PL-200 Exam Questions in PDF Format

PL 200 Exam Practice Questions

The owner of a company needs to know who signs into the system. You need to ensure that the owner can view the user audit logs. Where does each action need to be performed?

1. Activate user auditing.
 - A. System Settings
 - B. Personal Settings
 - C. Customize the System
 - D. Microsoft 365 Compliance

2. View the user audit logs
 - A. Advanced Find
 - B. Individual record
 - C. User Summary report
 - D. Microsoft 365 Compliance

1. A
2. D

You are a Dynamics 365 administrator. You create a new solution in Dynamics 365. You need to help end users understand which actions to take next and ensure that user interaction occurs in manageable steps. Which actions should you perform?

1. Guide the user with actions to take
 - A. Configure views and charts
 - B. Configure business process flows
 - C. Configure workflows

2. Ensure user interaction in manageable steps
 - A. Configure the timeline on the form
 - B. Configure each stage with the actions that need to be completed
 - C. Configure Insights

1. B
2. B

You create a Power Apps portal to provide training and documentation for students. Students create a profile on the portal and then select and pay for courses. You plan to add free courses to the training portfolio. Free courses must be automatically available to all students when they sign in. You need to assign default permissions to students. What should you do?

- A. Create a Students web role and set the Authenticated Users Role option to true. Assign the web role to each registered user.

P.S. Free 2026 Microsoft PL-200 dumps are available on Google Drive shared by PassLeader: <https://drive.google.com/open?id=1I8CrDKkI9FH6djbYUsQYJSKYwqpn2fbs>

You can easily get Microsoft PL-200 certified if you prepare with our Microsoft PL-200 questions. Our product contains everything you need to ace the PL-200 certification exam and become a certified Microsoft professional. So what are you waiting for? Purchase this updated Microsoft PL-200 Exam Practice material today and start your journey to a shining career.

Microsoft's Power Platform is a collection of powerful tools that enables organizations to automate business processes, build custom applications, and analyze data. The Microsoft PL-200 Certification Exam is designed for those individuals who want to become functional consultants who specialize in implementing the Microsoft Power Platform solutions. Microsoft Power Platform Functional Consultant certification exam validates the skills and expertise required to build solutions using the Power Platform.

Preparation Resources + Tools

The first step to take when preparing for the Microsoft PL-200 test is to go over the official website. This will enable you to review the comprehensive exam topics and other relevant information about this certification test. The next step is to choose your resources carefully. To avoid the stress of sifting through prep tools, it is recommended that you start your preparation with the materials available on the Microsoft learning platform. The candidates can access two different preparation options, depending on the availability of their training budget. If you don't have any budget, you can explore free learning paths available on the certification exam webpage. For Microsoft PL-200, the students can pursue 13 different paths with various modules.

The instructor-led training course, Microsoft Power Platform Functional Consultant, is highly recommended if you have the budget for training. This option is delivered by the seasoned experts in the field. The course is designed to teach the individuals the

comprehensive content of the exam and supplement the training with practical labs to improve their experience.

>> Valid Dumps PL-200 Ppt <<

Valid Microsoft PL-200 Study Notes | Test PL-200 Dumps

If you take a little snack, you will find that young people are now different. They made higher demands on themselves. This is a change in one's own mentality and it is also a requirement of the times! Whether you want it or not, you must start working hard! And our PL-200 exam materials may slightly reduce your stress. With our PL-200 study braidumps for 20 to 30 hours, we can proudly claim that you can pass the exam easily just as a piece of cake. And as long as you try our PL-200 practice questions, you will love it!

Microsoft Power Platform Functional Consultant Sample Questions (Q100-Q105):

NEW QUESTION # 100

You are creating Power Automate automations targeting Dataverse.

The automations must meet the following requirements:

- * Run a custom API created by a developer. The API performs an action against an existing Account row in the system.
- * Create three rows in Dataverse. If an error occurs when you create the second row, the first row must be deleted.
- * Run several create, update, and delete operations as part of a single transaction without writing custom code.
- * Run several complex operations targeting multiple rows in the system as part of a single transaction.

You need to configure the actions.

Which actions should you configure? To answer, move the appropriate actions to the correct requirements.

You may use each action once, more than once, or not at all. You may need to move the split bar between panes or scroll to view content.

Actions

- Add a new row.
- Perform a bound action.
- Perform an unbound action.
- Perform a changeset request.

Dataverse connector requirements

Requirement

- Perform an action targeting an Account row.
- Create three new rows.
- Execute create, delete, and update operations.
- Execute complex operations.

Action

-
-
-
-

Answer:

Explanation:

Actions

- Perform a bound action.
- Perform an unbound action.
- Perform a changeset request.

Dataverse connector requirements

Requirement

- Perform an action targeting an Account row.
- Create three new rows.
- Execute create, delete, and update operations.
- Execute complex operations.

Action

- Perform a bound action.
- Perform an unbound action.
- Perform a changeset request.

Explanation:

Actions

- Perform a bound action.
- Perform an unbound action.
- Perform a changeset request.

Dataverse connector requirements

Requirement

- Perform an action targeting an Account row.
- Create three new rows.
- Execute create, delete, and update operations.
- Execute complex operations.

Action

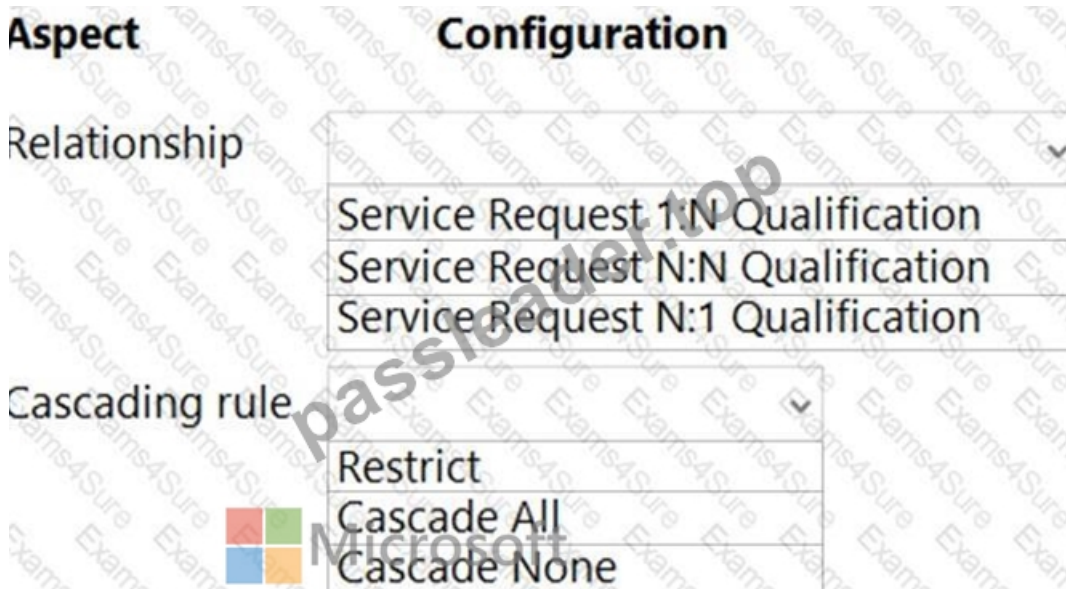
- Perform a bound action.
- Perform an unbound action.
- Perform a changeset request.

NEW QUESTION # 101

You need to resolve the issue reported by substitute employees after they are assigned service requests.

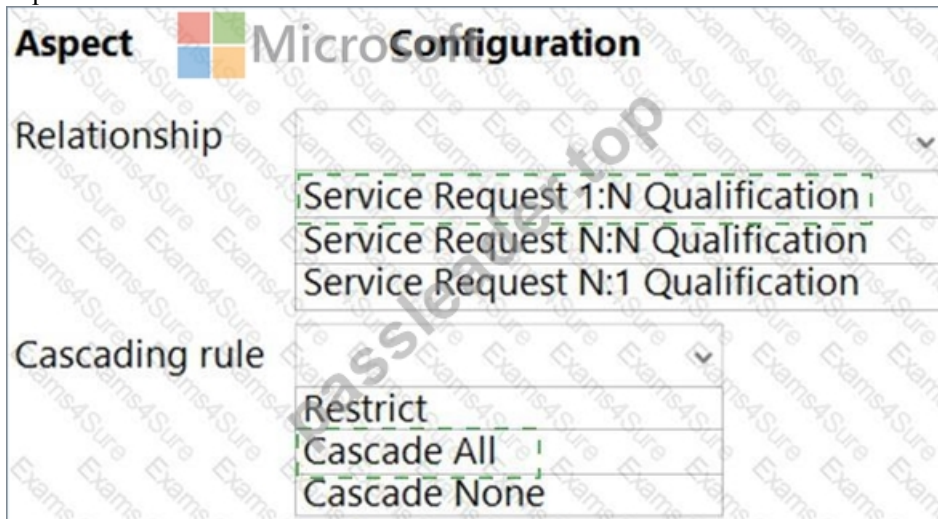
How should you configure the system? To answer, select the appropriate options in the answer area.

NOTE: Each correct selection is worth one point.



Answer:

Explanation:



Explanation

Box 1: Service Request 1:N Qualification

When users go on vacation, all their outstanding Service Request records are assigned to a substitute employee. The substitute employees are unable to see all the qualifications related to their service requests.

Box 2: Cascade All

Cascade All - Perform the action on all referencing table records associated with the referenced table record.

Reference:

<https://docs.microsoft.com/en-us/power-apps/developer/data-platform/configure-entity-relationship-cascading-be>

NEW QUESTION # 102

You are creating a canvas app.

A user will click a button on each screen of a Power Apps app to proceed to the next screen.

You need to implement an action that selects the next screen that the user sees.

Which event should you handle?

- A. OnSelect
- B. OnCheck
- C. OnLoad
- D. ScreenTransition

Answer: A

Explanation:

Add navigation

1. With the Source screen selected, open the Insert tab, select Icons, and then select Next arrow.
2. With the arrow still selected, select the Action tab, and then select Navigate.
3. The OnSelect property for the arrow is automatically set to a Navigate function.



4. When a user selects the arrow, the Target screen fades in.
5. On the Target screen, add a Back arrow, and set its OnSelect property to this formula:
6. Navigate(Source, ScreenTransition.Fade)
7. While holding down the Alt key, toggle between screens by selecting the arrow on each screen.

Reference:

<https://docs.microsoft.com/en-us/powerapps/maker/canvas-apps/add-screen-context-variables>

NEW QUESTION # 103

A company has a Power Apps app.

The app must meet the following requirements:

- * Managers assign lead records to the sales department. A new phone call record must be created if a lead record has no activities.
- * An email must be sent to the manager if the phone call record created is not completed after one day.

A classic workflow must run when a lead record is assigned.

You need to configure the check conditions for the workflow.

NOTE: Each correct selection is worth one point.

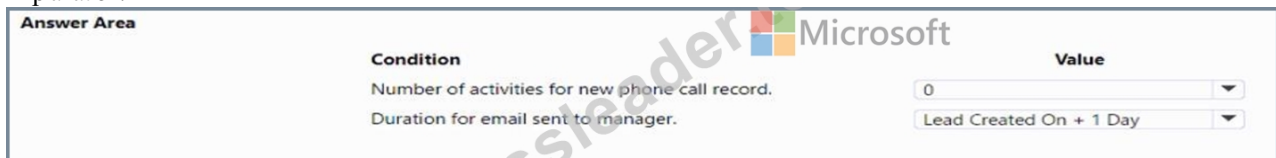


Answer:

Explanation:



Explanation:



NEW QUESTION # 104

Case Study 2 - ADatum Corp

Background

ADatum Corporation provides verification and investigation services that are used by insurance companies, law firms, and other organizations in the public sector. Services include verifying an individual's background, qualifications, and specific scenarios that require onsite visit.

The thorough work ADatum Corporation performs results in highly accurate cases with minimal critical information missing. Because of these high-quality results, ADatum Corporation is quickly proving itself as one of the best in the industry. In recent months, business has significantly increased, with most new business coming from high-profile companies and individuals. Management has decided to create a new qualification verification (QV) role to help ensure that clients get the most accurate results. This role examines completed work to ensure that nothing is missed.

Current environment

Data storage and retention

All information sent by clients for services is stored in Microsoft Dataverse with a model-driven app as the interface. Clients enter their data in a website, which then uses a service account to create the records in the Dataverse database. Team members currently have full access to all Service Request records.

Service requests

The Service Request table includes header information about the individual or organization that is the subject of verification. New Service Request records are assigned to a queue. All potential users who will be performing the verifications have access to these records.

A service request is assigned to a single user who will ensure that all qualifications are verified.

This single user is the only one able to process Qualification records related to their own service requests. Many required tasks when performing verification services are currently done by using manual processes.

To keep up with demand, ADatum Corporation identifies several processes that can be replaced by using Power Automate flows to hire fewer new staff and keep costs down.

Qualification verification

The qualification table contains details about an individual school degree, professional qualifications, and other qualifications that must be verified.

A service request can have one or more Qualification records associated with it. Record status is pending verification until the initial team member finishes, at which point the member changes the status to Complete.

When all qualification records related to a service request are verified either by manual or automated processes, the results are made available to ADatum Corporation's client. In the rare event that results are questioned, a new service request is created and verified independently of the previous work that took place.

To complete a service request, users perform the following actions:

Send a templated email by using Microsoft Outlook to the client after all qualifications for a service request are checked.

Change the service request status to Completed. Currently, service requests do not indicate when all Qualification records are addressed.

Microsoft Power platform environment

The following environments exist: development, testing, user acceptance testing (UAT), and production.

Managed solutions are used to move customizations from the development environment to other higher-level environments. These solutions are created and maintained by the power users and provided to internal IT for deployment when they are ready. Two managed solutions, Verification Process Automation and Onsite Visit, share several components.

All customizations to Power Platform components are performed by several power users who have received training and are certified as subject matter experts. Power users have been granted the System Administrator security role in the development environment.

Corporate policy prohibits power users from writing code due to lack of a formal code review process.

Internal IT will not be able to supply any development resources for this project due to a lack of staff. This means that any customizations and automation created for this project must be low- code/no- code for the power users to implement them. Customizations created by power users are deployed by internal IT.

Requirements

Process automation

ADatum Corporation plans to establish a new QV department to verify completed work so that the quality of work is maintained.

The new process for verifying professional qualifications must automate the following:

- Enter data and navigate the authority's website. The authority website UI changes frequently because the company constantly improves the user experience. Search page contents for a specified value to determine validity. Update the corresponding Qualification record in Dataverse.

- The new process for completing a service request must automate the following:

- Set the Service Request record status to Complete when work on all Qualification records is finished. Send an email to the client with the results when the service request is completed. The email must list each qualification as either Valid or Not Valid, depending on the verification.

Qualification verification

Service request results will not be released to clients until all related Qualification records are set to a Complete status.

To check work done by a wide array of users, 10 percent of Qualification records must be double checked.

Qualification records must be automatically assigned to a queue. Qualification records must be flagged with a new status field named Assigned to ensure that records are rechecked.

Ensure that only QV team members can change the status from Assigned to In Progress to Complete. Record the name of the QV team member who performed the work and the date completed.

Governance and security

All components required for the verification process must be included in a new solution.

Corporate security requires that deployments to non-development environments must be automated using service accounts.

User security and data access must also be consistent across environments, except for the elevated access of the power users in the development environment. The Onsite Visit managed solution has a table that is not in the Verification Process Automation managed solution. This table must be upgraded prior to the go-live date without the other shared components.

A VP of sales requires a test environment to demonstrate to potential clients the security policies that are included in their initial offering.

Issues

More employees than are required can access individual client information and continue to have access after a service request is completed.

When users go on vacation, all their outstanding Service Request records are assigned to a substitute employee. The substitute employees are unable to see all the qualifications related to their service requests.

Currently, testing the new QV functionality outside the development environment is not possible due to corporate security policies requiring the same security role across all environments.

Internal IT reports that the solution import to the test environment failed because of missing dependencies related to the flow for completing service requests.

Question

You need to be able to move a Power Automate desktop flow used in the verification process to the testing environment.

What should you do?

- A. Create the desktop flow in a solution and provide it to internal IT.
- B. Share a copy of the desktop flow with a member of internal IT.
- C. Use the Export option in the flow to get the flow identifier and provide it to internal IT.
- D. Send a copy of the desktop flow to a member of internal IT.

Answer: A

Explanation:

Internal IT reports that the solution import to the test environment failed because of missing dependencies related to the flow for completing service requests.

Flows with PowerApps steps

Flows that were created via Power Automate in the PowerApps menu or flows that have PowerApps steps added have a different issue than other Power Automate flows. As of the writing of this blog these flows are not able to be imported into another environment. This means that if you create flows with Power Apps steps within them you will need to recreate them in your destination environment.

Reference:

<https://www.spyglassmtg.com/blog/power-platform-solution-export-and-import-issues>

NEW QUESTION # 105

.....

The pass rate is 98.75% for PL-200 learning materials, and we will help you pass the exam just one time if you choose us. In order to build up your confidence for PL-200 training materials, we are pass guarantee and money back guarantee, if you fail to pass the exam, we will give you full refund. In addition, you can receive the download link and password within ten minutes for PL-200 Training Materials, if you don't receive, you can contact with us, and we will solve this problem for you immediately. We offer you free update for 365 days for you, and the update version for PL-200 exam materials will be sent to your email automatically.

Valid PL-200 Study Notes: <https://www.passleader.top/Microsoft/PL-200-exam-braindumps.html>

- Here's the Right and Proven Way to Pass Microsoft PL-200 Exam Enter www.pdf.dumps.com and search for “ PL-200 ” to download for free PL-200 Latest Study Questions
- PL-200 dumps torrent - PL-200 pdf questions - PL-200 study guide Open website www.pdfvce.com and search for PL-200 for free download New PL-200 Test Price
- What are the Benefits of Preparing with www.examcollectionpass.com Microsoft PL-200 Exam Questions? Download PL-200 for free by simply entering www.examcollectionpass.com website PL-200 Guaranteed Success
- 100% Pass Quiz 2026 High Pass-Rate Microsoft Valid Dumps PL-200 Ppt Search for PL-200 and download it for free immediately on www.pdfvce.com Answers PL-200 Free
- PL-200 Exam Pass Guide PL-200 Real Sheets PL-200 Reliable Braindumps Immediately open www.easy4engine.com and search for PL-200 to obtain a free download PL-200 Passing Score

- PL-200 Customizable Exam Mode PL-200 New Test Bootcamp PL-200 New Test Bootcamp Open website
 ➔ www.pdfvce.com and search for { PL-200 } for free download PL-200 Exam Actual Questions
- PL-200 Real Sheets ↔ PL-200 Reliable Braindumps PL-200 Customizable Exam Mode The page for free
 download of PL-200 on ✓ www.vce4dumps.com ✓ will open immediately Exam Sample PL-200 Questions
- PL-200 dumps torrent - PL-200 pdf questions - PL-200 study guide Search for [PL-200] and easily obtain a free
 download on ▷ www.pdfvce.com ◁ PL-200 Download Free Dumps
- Valid PL-200 Dumps Demo PL-200 Exam Actual Questions PL-200 Certification Exam Dumps Open ✓
 www.troytecdumps.com ✓ and search for PL-200 to download exam materials for free New PL-200 Test
 Price
- 100% Pass Quiz 2026 High Pass-Rate Microsoft Valid Dumps PL-200 Ppt Download 「 PL-200 」 for free by simply
 entering 【 www.pdfvce.com 】 website PL-200 Certification Exam Dumps
- Clearer PL-200 Explanation Exam Sample PL-200 Questions PL-200 Reliable Real Exam Simply search for
 « PL-200 » for free download on [www.practicevce.com] New PL-200 Test Price
- 7prbookmarks.com, www.stes.tyc.edu.tw, career-aouom.bringsell.com, www.stes.tyc.edu.tw, www.stes.tyc.edu.tw, [legit-
directory.com](http://legit-directory.com), www.stes.tyc.edu.tw, www.stes.tyc.edu.tw, academy.aincogroup.com, yogesganesan.com, Disposable vapes

P.S. Free & New PL-200 dumps are available on Google Drive shared by PassLeader: <https://drive.google.com/open?id=1I8CrDKki9FH6djbYUsQYJSKYwqgn2fbs>