

New Guide PL-300 Files | Download PL-300 Fee



BTW, DOWNLOAD part of TrainingDumps PL-300 dumps from Cloud Storage: https://drive.google.com/open?id=1SuTJmPD-xB9mWYvJhgy0DwvaahU5_WS2

Due to the shortage of useful practice materials or being scanty for them, many candidates may choose the bad quality exam materials, but more and more candidates can choose our PL-300 study materials. Actually, some practice materials are shooting the breeze about their effectiveness, but our PL-300 training quiz are real high quality practice materials with passing rate up to 98 to 100 percent. And you will be amazed to find that our PL-300 exam questions are exactly the same ones in the real exam.

Microsoft PL-300 Certification Exam is designed for professionals who specialize in data analysis and are looking to enhance their skills and knowledge in the field of business intelligence. With the increasing demand for data-driven decision making across industries, the Microsoft PL-300 certification has become a valuable asset for individuals seeking to advance their careers.

Is Microsoft Power BI Data Analyst Certification Exam Worth It

There are many IT certifications available in the market today, but if you are looking for a job as a data analyst then you should give this certification a chance. This certification will help you to stand out from the crowd and get hired easily by many companies. Microsoft Power BI Data Analyst Certification Exam is the most valuable certification program for IT professionals in their respective fields. Microsoft **PL-300 Dumps** is a must-have certificate for all IT professionals who want to pursue their career in the field of data analytics.

The Microsoft Power BI Data Analyst Certification Exam is a certification exam that will help you to demonstrate your expertise in using the Microsoft Power BI platform. This exam tests the candidate's ability to analyze data with Power BI and create reports that are accurate, insightful and easy to read. Once you pass this exam, you will receive a certificate that shows your competence in performing these tasks. The certificate is valid for three years, so if you want to keep your skills up-to-date then you should take

additional training during this time period.

>> New Guide PL-300 Files <<

Download PL-300 Fee - New PL-300 Dumps Free

Our Microsoft practice materials compiled by the most professional experts can offer you with high quality and accuracy PL-300 practice materials for your success. Up to now, we have more than tens of thousands of customers around the world supporting our Microsoft exam torrent. If you are unfamiliar with our PL-300 Study Materials, please download the free demos for your reference, and to some unlearned exam candidates, you can master necessities by our Microsoft practice materials quickly.

Microsoft Power BI Data Analyst Exam Certification Details:

Duration	180 mins
Exam Price	\$165 (USD)
Sample Questions	Microsoft Power BI Data Analyst Sample Questions
Passing Score	700 / 1000
Exam Name	Microsoft Certified - Power BI Data Analyst Associate
Exam Code	PL-300
Schedule Exam	Pearson VUE
Books / Training	Course PL-300T00: Microsoft Power BI Data Analyst

Microsoft Power BI Data Analyst Sample Questions (Q227-Q232):

NEW QUESTION # 227

You are building a financial report by using Power BI.

You have a table named financials that contains a column named Date and a column named Sales.

You need to create a measure that calculates the relative change in sales as compared to the previous quarter.

How should you complete the measure? To answer, select the appropriate options in the answer area.

NOTE: Each correct selection is worth one point.

Answer Area



Sales QoQ% =

IF (

ISFILTERED('financials' [Date]),

ERROR("Uh oh."),

VAR PREV_QUARTER =

	▼
CALCULATE	
CALCULATETABLE	
DATEADD	
DIVIDE	
FILTER	
FIND	

SUM('financials' [Sales]),

('financials' [Date].[Date], -1, QUARTER)

	▼
CALCULATE	
CALCULATETABLE	
DATEADD	
DIVIDE	
FILTER	
FIND	

)

RETURN

(SUM('financials' [Sales]) - PREV_QUARTER, PREV_QUARTER)

	▼
CALCULATE	
CALCULATETABLE	
DATEADD	
DIVIDE	
FILTER	
FIND	

)

Answer:

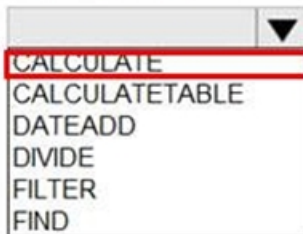
Explanation:

Answer Area

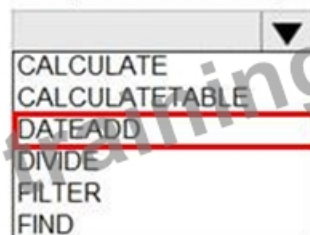
Sales QoQ% =

IF (

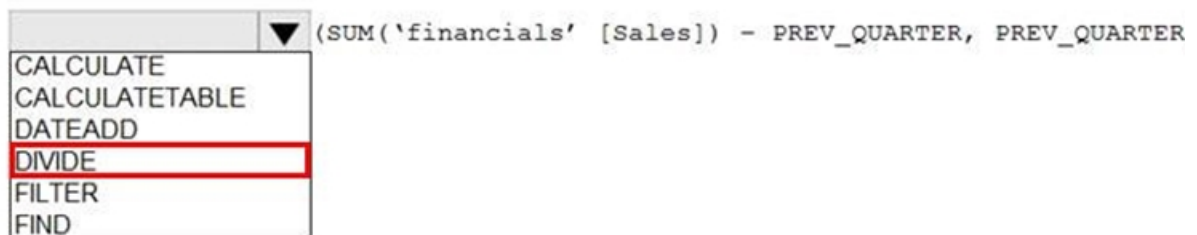
```
ISFILTERED('financials' [Date]),  
ERROR("Uh oh."),  
VAR PREV_QUARTER =
```



```
SUM('financials' [Sales]),  
(('financials' [Date].[Date], -1, QUARTER)
```



```
)  
RETURN
```



Reference:

<https://community.powerbi.com/t5/Desktop/Error-calculating-QOQ-using-quick-measure/m-p/547054>

NEW QUESTION # 228

You maintain a Power BI workspace that contains a supplier quality dashboard. The dashboard contains 10 card visuals, two map visuals and five bar chart visuals.

The dashboard mobile layout is shown in the exhibit. (Click the Exhibit tab.)





You need to modify the dashboard mobile layout to meet the following requirements:

- * Only show single-value visuals.
- * Minimize scrolling.

What should you do?

- A. Remove the card visual, increase the size of the map and bar chart visuals
- B. Move the bar chart visuals to the top of the layout Remove the map visuals. Decrease the size of the card visuals.
- C. Decrease the size of the map and bar chart visuals Move all the card visuals to the top of the layout.
- **D. Decrease the size of the card visuals. Remove the map and bar chart visuals.**

Answer: D

NEW QUESTION # 229

You have multiple dashboards.

You need to ensure that when users browse the available dashboards from powerbi.com, they can see which dashboards contain Personally Identifiable Information (PII). The solution must minimize configuration effort and impact on the dashboard design.

What should you use?

- **A. Microsoft Information Protection sensitivity labels**
- B. Active Directory groups
- C. comments
- D. tiles

Answer: A

Explanation:

Microsoft Information Protection sensitivity labels provide a simple way for your users to classify critical content in Power BI without compromising productivity or the ability to collaborate.

Sensitivity labels can be applied to datasets, reports, dashboards, and dataflows.

Reference:

<https://docs.microsoft.com/en-us/power-bi/admin/service-security-sensitivity-label-overview>

NEW QUESTION # 230

You have a Microsoft Excel workbook that contains two sheets named Sheet1 and Sheet2. Sheet1 contains the following table named Table1.

Products
abc
def
ghi
jkl
mno

Sheet2 contains the following table named Table2.

Products
abc
xyz
tuv
mno
pqr
stu

You need to use Power Query Editor to combine the products from Table1 and Table2 into the following table that has one column containing no duplicate values.

Products
abc
xyz
tuv
mno
pqr
stu
def
ghi
jkl

Which three actions should you perform in sequence? To answer, move the appropriate actions from the list of actions to the answer area and arrange them in the correct order.

Actions

From Power BI Desktop, import the data from Excel, and select **Table1** and **Table2**.

From Power Query Editor, select **Table1**, and then select **Remove duplicates**.

From Power Query Editor, merge Table1 and Table2.

From Power Query Editor, remove errors from the table.

From Power Query Editor, append Table2 to Table1.

Answer Area

Microsoft

Answer:

Explanation:

Actions

From Power BI Desktop, import the data from Excel, and select **Table1** and **Table2**.

From Power Query Editor, select **Table1**, and then select **Remove duplicates**.

From Power Query Editor, merge Table1 and Table2.

From Power Query Editor, remove errors from the table.

From Power Query Editor, append Table2 to Table1.

Answer Area

Microsoft

Explanation:

Answer Area

- From Power BI Desktop, import the data from Excel, and select **Table1** and **Table2**.
- From Power Query Editor, append Table2 to Table1.
- From Power Query Editor select **Table1**, and then select **Remove duplicates**.

Navigation icons: Up arrow, Down arrow

NEW QUESTION # 231

Note: This question is part of a series of questions that present the same scenario. Each question in the series contains a unique solution that might meet the stated goals. Some question sets might have more than one correct solution, while others might not have a correct solution.

After you answer a question in this section, you will NOT be able to return to it. As a result, these questions will not appear in the review screen.

From Power Query Editor, you profile the data shown in the following exhibit.

	IoT GUID	IoT DateTime	IoT ID
	Valid 100% Error 0% Empty 0%	Valid 100% Error 0% Empty 0%	Valid 100% Error 0% Empty 0%
1	48196321-38D9-EC11-8B3D-0022489A2...	21/05/2022 18:59:25	100001000
2	49196321-38D9-EC11-8B3D-0022489A2...	21/05/2022 18:59:26	100001001
3	0300C742-38D9-EC11-8B3D-0022489A2...	21/05/2022 19:00:21	100001002
4	0400C742-38D9-EC11-8B3D-0022489A2...	21/05/2022 19:00:21	100001003
5	0500C742-38D9-EC11-8B3D-0022489A2...	21/05/2022 19:00:21	100001004
6	0600C742-38D9-EC11-8B3D-0022489A2...	21/05/2022 19:00:21	100001005

The IoT GUID and IoT ID columns are unique to each row in query.

You need to analyze IoT events by the hour and day of the year. The solution must improve dataset performance.

Solution: You change the IoT DateTime column to the Date data type.

Does this meet the goal?

- A. Yes
- B. No

Answer: B

Explanation:

Because changing the IoT DateTime column to the Date data type alone will not meet the goal of analyzing IoT events by the hour and day of the year in power query.

NEW QUESTION # 232

.....

Download PL-300 Fee: https://www.trainingdumps.com/PL-300_exam-valid-dumps.html

- PL-300 Valid Exam Forum ☐ Reliable PL-300 Test Sims ☐ Reliable PL-300 Dumps ☐ Simply search for 《 PL-300 》 for free download on ☐ www.vce4dumps.com ☐ PL-300 Certification Cost
- Save Time And Study Anywhere With Microsoft PL-300 PDF Dumps Format ☐ Enter ▶ www.pdfvce.com ◀ and search for ▶ PL-300 ☐ to download for free ☐ Free PL-300 Brainsdumps
- Free PL-300 Brainsdumps ☐ New PL-300 Exam Guide ☐ PL-300 Real Questions ☐ Search for ▶ PL-300 ◀ and obtain a free download on 《 www.easy4engine.com 》 ☐ Certification PL-300 Exam Infor
- Pass Guaranteed 2026 PL-300: Microsoft Power BI Data Analyst –Trustable New Guide Files ☐ Search for ▶ PL-300 ◀ on ☐ www.pdfvce.com ☐ immediately to obtain a free download ☐ Reliable PL-300 Test Sims
- Excellent PL-300 – 100% Free New Guide Files | Download PL-300 Fee ☐ The page for free download of ▶ PL-300 ☐ on ☐ www.examcollectionpass.com ☐ will open immediately ☐ PL-300 Real Questions
- Pass Guaranteed 2026 PL-300: Microsoft Power BI Data Analyst –Trustable New Guide Files ☐ Download [PL-300] for free by simply entering ☐ www.pdfvce.com ☐ website ☐ Valid Real PL-300 Exam

- BTW, DOWNLOAD part of TrainingDumps PL-300 dumps from Cloud Storage: https://drive.google.com/open?id=1SuTJmPD-xB9mWYvJhgy0DwvaahU5_WS2

BTW, DOWNLOAD part of TrainingDumps PL-300 dumps from Cloud Storage: https://drive.google.com/open?id=1SuTJmPD-xB9mWYvJhgy0DwvaahU5_WS2