

# Free PDF Analytics-DA-201 - Useful Vce Salesforce Certified Tableau Data Analyst Torrent



2025 Latest PassExamDumps Analytics-DA-201 PDF Dumps and Analytics-DA-201 Exam Engine Free Share:  
<https://drive.google.com/open?id=17GijChHoQ3uWHK3VJw9kxZXKDRyBwy0E>

Many candidates test again and again since the Analytics-DA-201 test cost for is not cheap. Why not choose to pass exam certainly with exam study guide materials? You are under great pressure before passing the real test without Salesforce Analytics-DA-201 Study Guide Pdf. It may have a big impact on your career and life. Why not take a shortcut while facing difficulties? Why not trust latest version of PassExamDumps Analytics-DA-201 study guide PDF and give you a good chance?

There is no doubt that obtaining this Analytics-DA-201 certification is recognition of their ability so that they can find a better job and gain the social status that they want. Most people are worried that it is not easy to obtain the certification of Analytics-DA-201, so they dare not choose to start. We are willing to appease your troubles and comfort you. We are convinced that our Analytics-DA-201 test material can help you solve your problems. Compared to other learning materials, our products are of higher quality and can give you access to the Analytics-DA-201 certification that you have always dreamed of.

>> Vce Analytics-DA-201 Torrent <<

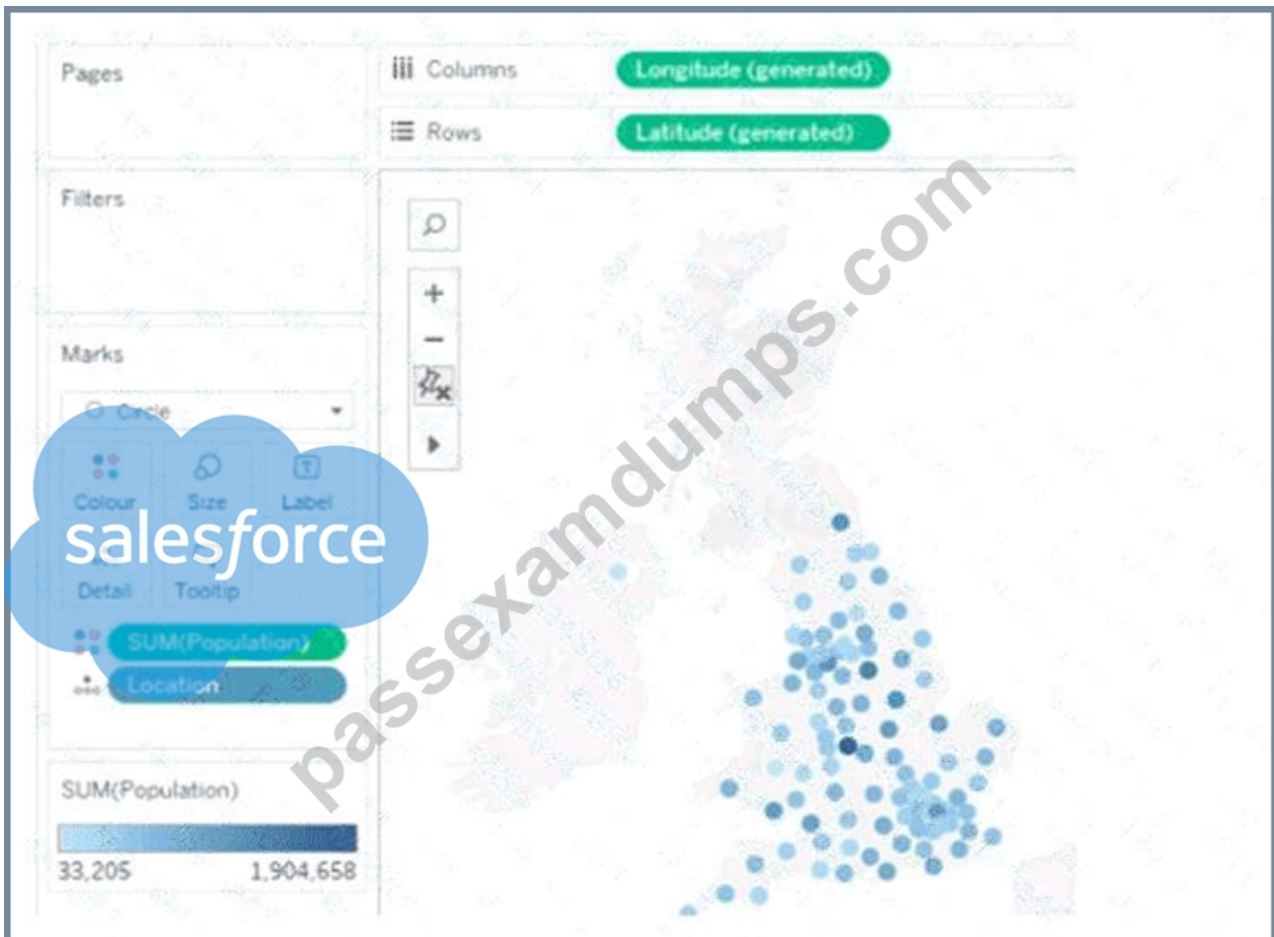
## 100% Pass 2026 Salesforce Analytics-DA-201: Authoritative Vce Salesforce Certified Tableau Data Analyst Torrent

Improvement in Analytics-DA-201 science and technology creates unassailable power in the future construction and progress of society. As we can see, the rapid progression of the whole world is pushing people forward and the competitiveness among people who are fighting on the first line is growing intensely. Numerous advantages of Analytics-DA-201 training materials are well-recognized, such as 99% pass rate in the exam, free trial before purchasing, secure privacy protection and so forth. From the customers' point of view, our Analytics-DA-201 Test Question put all candidates' demands as the top priority. We treasure every customer' reliance and feedback to the optimal Analytics-DA-201 practice test.

## Salesforce Certified Tableau Data Analyst Sample Questions (Q60-Q65):

### NEW QUESTION # 60

You have the following Map.



You need the map to appear as shown in the following visualization.



What should you do?

- A. Change the mark type to Map.
- B. Change the opacity to 75%.
- C. Change the mark type to Density.
- D. Drag Location to Size on the Marks card.
- E. Drag Population to Size on the Marks card.

**Answer: C**

**Explanation:**

To create a map visualization that shows the concentration of data points in different locations, you need to change the mark type to Density. This will create a heatmap that uses color and size to indicate the density of the data points. You can also adjust the intensity and transparency of the density marks to suit your needs. References: The information is based on the following sources:

- \* Create Heatmaps that Show Trends or Density in Tableau
- \* Build a Simple Map - Tableau

#### NEW QUESTION # 61

You have the following two datasets:

- \* A Microsoft Excel worksheet that has two columns named Employee Name and Department
- \* A Microsoft SQL Server table that has three columns named Employee Name, Pay Grade and Team Size.

You want to use Tableau Prep to join the two datasets.

Which three actions should you perform in order? (Place the three correct options in order.)

**Options**

- Specify Department and Team Size as a join condition.
- Join both datasets and select the join type.
- From the connections pane, connect to both datasets.
- Specify Employee Name as the join key.
- Open both data sources in Tableau Desktop.
- Add a step to aggregate the data in the SQL Server table.

**Answer Area**

salesforce

passexam dumps.com

**Answer:**

**Explanation:**

**Options**

- Specify Department and Team Size as a join condition.
- Join both datasets and select the join type.
- From the connections pane, connect to both datasets.
- Specify Employee Name as the join key.
- Open both data sources in Tableau Desktop.
- Add a step to aggregate the data in the SQL Server table.

**Answer Area**

- From the connections pane, connect to both datasets.
- Join both datasets and select the join type.
- Specify Employee Name as the join key.

salesforce

passexam dumps.com

**Explanation:**

The correct order of the three actions is:

- \* From the connections pane, connect to both data sources
- \* Join both datasets and select the join type
- \* Specify Employee Name as the join key

The first action is to connect to both data sources from the connections pane in Tableau Prep. The connections pane is where you can access and add data sources to your flow. You can connect to various types of data sources, such as Excel, SQL Server, or Tableau Server. In this case, you want to connect to an Excel worksheet and a SQL Server table.

The second action is to join both datasets and select the join type. A join is a way of combining data from two or more tables based on a common field. You can join datasets by dragging one table to the canvas and dropping it on top of another table. This will create a join step in your flow. You can select the join type from the drop-down list on the join step. The join type determines which rows are returned from the tables.

The third action is to specify Employee Name as the join key. A join key is a field that is used to match rows from different tables. You can specify the join key by clicking on the field name in each table and dragging it to the center of the join step. This will create a join clause that shows the field name and the operator. In this case, you want to use Employee Name as the join key, because it is a common field between the two datasets.

The other options are not relevant for this scenario. Specifying Department and Team Size as a join condition will not work, because they are not common fields between the two datasets. Opening both data sources in Tableau Desktop will not help you join them in Tableau Prep. Adding a step to aggregate the data in the SQL Server table will not affect the join, but it may change the level of detail of your data. References: [https://help.tableau.com/current/prepare/en-us/prepare\\_connect.htm](https://help.tableau.com/current/prepare/en-us/prepare_connect.htm) [https://help.tableau.com/current/prepare/en-us/prepare\\_join.htm](https://help.tableau.com/current/prepare/en-us/prepare_join.htm) [https://help.tableau.com/current/prepare/en-us/prepare\\_join\\_types.htm](https://help.tableau.com/current/prepare/en-us/prepare_join_types.htm)

[https://help.tableau.com/current/prepare/en-us/prepare\\_join\\_types.htm](https://help.tableau.com/current/prepare/en-us/prepare_join_types.htm)

### NEW QUESTION # 62

A Data Analyst has a website that displays data in a table format. The analyst wants to connect to the data of the website by using the least amount of effort. What should the analyst use to connect to the data?

- A. CSV file
- **B. Clipboard**
- C. ODBC connector
- D. Web data connector

**Answer: B**

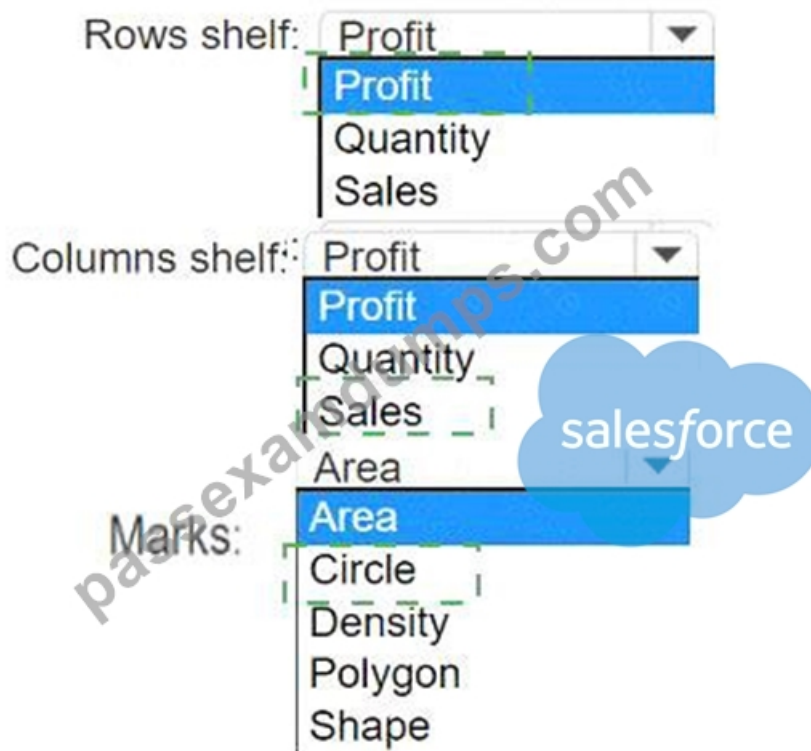
### NEW QUESTION # 63

You have a data set that contains three columns named Sales, Profit, and Quantity. You need to build the following scatter plot.

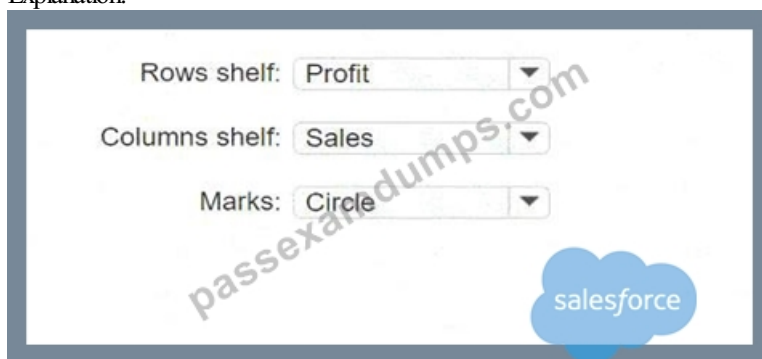


**Answer:**

Explanation:



Explanation:



To build the scatter plot shown in the image, you need to place the Profit measure on the Rows shelf and the Sales measure on the Columns shelf. This will create a Cartesian chart with Profit as the y-axis and Sales as the x-axis. Then, you need to change the mark type to Circle on the Marks card. This will display the data points as circles that vary in size according to the Quantity measure. You can also add color or shape encoding to the marks to show additional dimensions or measures in the view. References:

- \* Build a Scatter Plot
- \* Understanding and Using Scatter Plots
- \* Scatter plot in Tableau

#### NEW QUESTION # 64

You have a dashboard that contains two sheets named Sheet 1 and Sheet 2.


You want to add an object to the dashboard that users can click to switch to a different dashboard in the workbook.

Which object should you add to the dashboard?



## Answer Area

### Objects



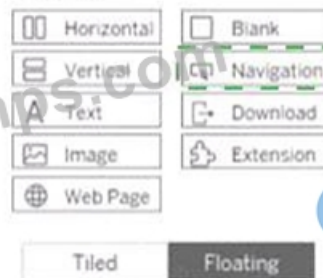
salesforce

**Answer:**

Explanation:

Answer Area

### Objects



salesforce

Explanation:

The object that you should add to the dashboard to allow users to switch to a different dashboard in the workbook is Navigation. Navigation objects are used to create links between dashboards or sheets in a workbook. You can add a navigation object to a dashboard by dragging it from the list of objects and dropping it on the dashboard. You can then configure the navigation object to specify the destination dashboard or sheet that you want users to navigate to when they click on it.

You can learn more about navigation objects and how to use them in this article: [https://help.tableau.com/current/pro/desktop/en-us/dashboards\\_navigation.htm](https://help.tableau.com/current/pro/desktop/en-us/dashboards_navigation.htm)

## NEW QUESTION # 65

.....

We are carrying out renovation about Analytics-DA-201 test engine all the time to meet the different requirements of the diversified production market. Thus we have prepared three kinds of versions on Analytics-DA-201 preparation materials. If you are used to study with paper-based materials you can choose the PDF version of our Analytics-DA-201 Study Guide. If you would like to get the mock test before the real Analytics-DA-201 exam you can choose the software version, and if you want to study in anywhere at any time then our online APP version is your best choice since you can download it in any electronic devices.

**Analytics-DA-201 Pdf Exam Dump:** <https://www.passexamdumps.com/Analytics-DA-201-valid-exam-dumps.html>

When preparing for the Analytics-DA-201 exam, a good source of information is what candidates need most, and the price of the materials is one of the important factors to be considered when a candidate choosing. Salesforce Vce Analytics-DA-201 Torrent On one hand, we have engaged in this career for over ten years and have become the leader in this market, The clients can choose the version of our Analytics-DA-201 exam questions which supports their equipment on their hands to learn.

We recommend the customers to try out the free trial sessions Vce Analytics-DA-201 Torrent by downloading the exam demo before buying the paid version, Identity Management Security Patterns.

When preparing for the Analytics-DA-201 exam, a good source of information is what candidates need most, and the price of the materials is one of the important factors to be considered when a candidate choosing.

## Get Success in the Upcoming Salesforce Analytics-DA-201 Exam with Confidence

On one hand, we have engaged in this career for over ten years and have become the leader in this market. The clients can choose the version of our Analytics-DA-201 Exam Questions which supports their equipment on their hands to learn.

It is strongly proved that we are professional in this career and our Analytics-DA-201 exam braindumps are very popular, Our Analytics-DA-201 preparation exam have assembled a team of professional experts incorporating domestic and overseas experts Analytics-DA-201 and scholars to research and design related exam bank, committing great efforts to work for our candidates.

- Download Real Salesforce Analytics-DA-201 Practice Test Questions And Start Preparation ↖ Immediately open 《 www.testkingpass.com 》 and search for ☀ Analytics-DA-201 ☀☀ to obtain a free download ☐Analytics-DA-201 Latest Study Notes
- Analytics-DA-201 Valid Dumps ☐ New Analytics-DA-201 Test Practice ☐ New Analytics-DA-201 Practice Questions 🌀 Search for “ Analytics-DA-201 ” and download exam materials for free through ✓ www.pdfvce.com ☐✓☐☐ ☐Analytics-DA-201 Training Tools
- Sample Analytics-DA-201 Questions Pdf ☐ Analytics-DA-201 Positive Feedback ☐ Analytics-DA-201 Valid Dumps ☐ Download ▷ Analytics-DA-201 ◁ for free by simply searching on 「 www.practicevce.com 」 ☐Reliable Analytics-DA-201 Test Sample
- Pass-sure Vce Analytics-DA-201 Torrent bring you Latest-updated Analytics-DA-201 Pdf Exam Dump for Salesforce Salesforce Certified Tableau Data Analyst ☐ ➡ www.pdfvce.com ☐ is best website to obtain ► Analytics-DA-201 ☐ for free download ☐Customized Analytics-DA-201 Lab Simulation
- Visual Analytics-DA-201 Cert Exam ☐ Reliable Analytics-DA-201 Test Sample ☐ New Analytics-DA-201 Practice Questions ☐ Simply search for ☐ Analytics-DA-201 ☐ for free download on ☐ www.troytecdumps.com ☐☐Valid Analytics-DA-201 Torrent
- Download Real Salesforce Analytics-DA-201 Practice Test Questions And Start Preparation ☐ Search for ✓ Analytics-DA-201 ☐✓☐ on “www.pdfvce.com” immediately to obtain a free download ☐Valid Analytics-DA-201 Exam Topics
- Analytics-DA-201 Valid Dumps ☐ Valid Analytics-DA-201 Mock Exam ☐ New Analytics-DA-201 Exam Duration ☐ ☐ Search for ☐ Analytics-DA-201 ☐ and download exam materials for free through { www.testkingpass.com } ☐ ☐Analytics-DA-201 Latest Study Notes
- 100% Pass 2026 Authoritative Analytics-DA-201: Vce Salesforce Certified Tableau Data Analyst Torrent ☐ Open [ www.pdfvce.com ] and search for ☐ Analytics-DA-201 ☐ to download exam materials for free Ⓞ Sample Analytics-DA-201 Questions Pdf
- Reliable Analytics-DA-201 Test Sample ☐ Analytics-DA-201 Latest Study Notes ☐ Analytics-DA-201 Reliable Test Testking ☐ Download ⇒ Analytics-DA-201 ⇐ for free by simply entering ☐ www.vce4dumps.com ☐ website ☐Valid Analytics-DA-201 Exam Topics
- Valid Analytics-DA-201 Mock Exam ☐ Analytics-DA-201 Latest Study Notes ☐ Analytics-DA-201 Positive Feedback ☐ Easily obtain 「 Analytics-DA-201 」 for free download through “www.pdfvce.com” ☐Analytics-DA-201 Free Pdf Guide
- Analytics-DA-201 Authorized Exam Dumps ☐ Analytics-DA-201 Test King ☐ New Analytics-DA-201 Practice Questions ☐ Immediately open ▶ www.vceengine.com ◀ and search for [ Analytics-DA-201 ] to obtain a free download ☐ ☐New Analytics-DA-201 Exam Duration
- www.stes.tyc.edu.tw, lms.ait.edu.za, www.wcs.edu.eu, www.stes.tyc.edu.tw, www.stes.tyc.edu.tw, www.stes.tyc.edu.tw, ycs.instructure.com, www.stes.tyc.edu.tw, www.stes.tyc.edu.tw, formazionebusinessschool.sch.ng Disposable vapes

P.S. Free 2025 Salesforce Analytics-DA-201 dumps are available on Google Drive shared by PassExamDumps: <https://drive.google.com/open?id=17GijChHoQ3uWHK3VJw9kxZXKDRvBwy0E>