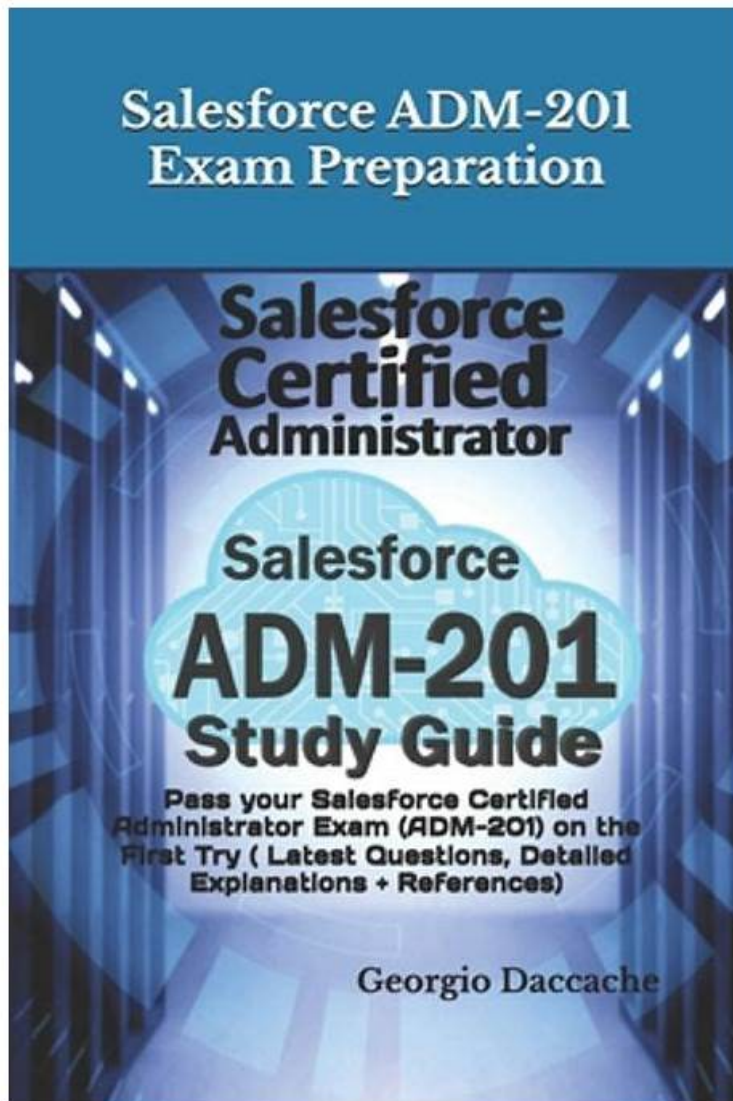


Effective Salesforce Analytics-DA-201 Exam Preparation In a Short Time



Compared with the paper version, we have the advantage of instant access to download, and you will receive your download link and password for Analytics-DA-201 training materials within ten minutes, so that you can start learning as early as possible. In addition, we have free demo for you to have a try for Analytics-DA-201 Exam barindumps, so that you can know what the complete version is like. Online and offline service are available, and if you have any questions for Analytics-DA-201 exam materials, you can contact us, and we will give you reply as quickly as we can.

We can say that how many the Analytics-DA-201 certifications you get and obtain qualification certificates, to some extent determines your future employment and development, as a result, the Analytics-DA-201 exam guide is committed to helping you become a competitive workforce, let you have no trouble back at home. Actually, just think of our Analytics-DA-201 Test Prep as the best way to pass the exam is myopic. They can not only achieve this, but ingeniously help you remember more content at the same time.

>> New Analytics-DA-201 Test Bootcamp <<

Pdf Analytics-DA-201 Free & Updated Analytics-DA-201 Demo

If you really long for recognition and success, you had better choose our Analytics-DA-201 exam demo since no other exam demo

has better quality than ours. Trust us and you will be sure to win a beautiful future. As you know, in most cases, people achieve success because they size up the situation. Now that using our Analytics-DA-201 practice materials have become an irresistible trend, why don't you accept it with pleasure? We will never let you down!

Salesforce Analytics-DA-201 Exam Syllabus Topics:

Topic	Details
Topic 1	<ul style="list-style-type: none"> • SAP Clean Core Extensibility and ABAP Cloud: This part of the exam targets the SAP S • 4HANA Technical Consultant and covers concepts of clean core extensibility using ABAP in the cloud. The focus is on in-app and side-by-side extensibility techniques, ensuring that custom code complies with cloud-readiness principles and does not compromise the upgrade stability of core systems.
Topic 2	<ul style="list-style-type: none"> • ABAP RESTful Application Programming Model: This section of the exam evaluates the capabilities of the SAP S • 4HANA Technical Consultant in using the ABAP RESTful Application Programming Model (RAP). It focuses on understanding the structure and components of RAP, including behavior definitions, service bindings, and metadata extension. The goal is to validate the ability to develop modern and scalable applications using RAP.
Topic 3	<ul style="list-style-type: none"> • ABAP SQL and Code Pushdown: This section of the exam measures the competencies of the SAP ABAP Cloud Developer related to performance optimization through ABAP SQL and code pushdown techniques. It ensures that the developer understands how to shift logic to the database layer using efficient SQL scripting to enhance performance in data-intensive applications.
Topic 4	<ul style="list-style-type: none"> • Core ABAP Programming: This part of the exam assesses the foundational programming skills of the SAP S • 4HANA Technical Consultant. It includes knowledge of syntax, control structures, modularization, and internal tables in ABAP. The section aims to validate the candidate's proficiency in writing clean, efficient ABAP code using best practices.

Salesforce Certified Tableau Data Analyst Sample Questions (Q88-Q93):

NEW QUESTION # 88

You have the following chart that shows the cumulative of sales from various dates.

You want the months to appear as shown in the following chart.

What should you do?

- A. Convert the date to Continuous
- B. Select Show Missing Values for the date
- C. Convert the date to Exact Date
- D. Convert the date to Attribute

Answer: A

Explanation:

References: <https://help.tableau.com/current/pro/desktop/en-us/dates.htm> https://help.tableau.com/current/pro/desktop/en-us/dates_continuous.htm <https://help.tableau.com/current/pro/desktop/en-us/formatting.htm> To ensure the dates are shown in a continuous axis, you should convert the date to a continuous field. This will display the months in a sequence without any breaks, which is needed for showing a trend over time like the cumulative sum of sales.

NEW QUESTION # 89

You have the following dataset.

You want to create a new calculated dimension field named Category that meets the following conditions:

- . When Subject is Computer Science or Science, Category must be Sciences.
- . When Subject is English or Social Studies, Category must be Humanities.

Which two logical functions achieve the goal? Choose two.

- A. CASE [Subject]
WHEN 'Computer Science' THEN 'Sciences'
WHEN 'Science' THEN 'Sciences'
WHEN 'English' THEN 'Humanities'
WHEN 'Social Studies' THEN 'Humanities'
End
- B. IF ENDWITH ([Subject], 'Computer Science') THEN 'Sciences' ELSE 'Humanities' END
- C. IIF((CONTAINS ([Subject], 'Science') = TRUE) , 'Humanities', 'Sciences')
- D. IF [Subject]- 'Science' THEN 'Sciences'
ELSEIF [Subject]='English' THEN 'Humanities'
ELSEIF [Subject]-'Social Studies' THEN 'Humanities'
ELSEIF [Subject]= 'Computer Science' THEN 'Sciences'
END

Answer: A,D

Explanation:

To create a new calculated dimension field named Category that meets the given conditions, you can use either the IF or the CASE logical function. Both functions allow you to evaluate an expression and return a value based on different scenarios. Option A uses the IF function with multiple ELSEIF clauses to check the value of the Subject field and assign it to either 'Sciences' or 'Humanities'. Option D uses the CASE function with multiple WHEN clauses to do the same thing. Both options will produce the same result, but the CASE function is more concise and easier to read. Option B is incorrect because it will assign 'Humanities' to any subject that contains 'Science' in its name, which is not the desired outcome. Option C is incorrect because it will only check if the subject ends with 'Computer Science' and ignore the other subjects. References:

* Logical Functions - Tableau

* Tableau Certified Data Analyst Study Guide

NEW QUESTION # 90

From Tableau Desktop you sign in to a Tableau Server site.

What appears in the list of available data sources when you search for a published data source?

- A. All the data sources published to the Tableau Server
- B. All the data sources published to the site within the folders to which you have access
- C. All the data sources published to the Tableau Server within the folders to which you have access
- D. All the data sources published to the site

Answer: B

Explanation:

When you sign in to a Tableau Server site from Tableau Desktop and search for a published data source, you will see all the data sources published to the site within the folders to which you have access. You will not see data sources published to other sites or folders that you do not have permission to view. You can also filter your search by project, owner, or tag. References:

<https://help.tableau.com/current/pro/desktop/en-us>

[/connect_basic.htm https://help.tableau.com/current/pro/desktop/en-us/connect_tableauserver.htm](https://help.tableau.com/current/pro/desktop/en-us/connect_tableauserver.htm) When signed in to Tableau Server from Tableau Desktop, you'll only be able to see the data sources that have been published to the site and are within the folders that you have been granted access to. Tableau's permission and project structure mean that you won't see all data sources from the entire server unless you have permissions to do so.

NEW QUESTION # 91

You need the top 10 values to appear in a different color. The top 10 values must be colored dynamically. What should you do?

- A. Select the top 10 bars, create a set, and then drag the set to Color on the Marks card.
- B. Select the top 10 bars, and then change the color by selecting Color on the Marks card.
- C. Create a set that has a top 10 condition, and then drag the set to Color on the Marks card.
- D. Create a group field that groups the top 10 values into one group and the rest of the values into another group. Drag the group field to Color on the Marks card.

Answer: C

NEW QUESTION # 92

You are developing a data source in Tableau Prep.

You have two tables named Orders and Employees.

The Orders table was created in 2019 and contains the following columns.

□ The Employees table contains all the employee information for the various sales teams in the sales department and contains the following columns

□ You want to prepare the data so that you can analyze sales trends over time for every sales team.

Which three actions should you perform in order? (Place the three correct options in order. Use the arrows to move Options to Answer Area. Use Answer Area arrows to re-order the options.)

Answer:

Explanation:

□ Explanation:

□ There are different ways to prepare the data in Tableau Prep, but one possible answer is:

Answer area:

* Join the tables.

* Aggregate the data by Sales Team.

* Add the following filter to the Employees table: Sale Team - Team Alpha.

To analyze sales trends over time for every sales team, you need to combine the data from the Orders and Employees tables. You can do this by joining the tables on the Rep ID column, which is a common identifier for both tables. This will create a single table with all the columns from both tables. Next, you need to aggregate the data by Sales Team, which is the level of analysis you want. You can do this by grouping the data by the Sales Team column and applying an aggregation function (such as sum, average, count, etc.) to the other columns that you want to measure (such as Total Amount, Rep Tenure, etc.). This will create a summary table with one row for each sales team and the aggregated values for the other columns. Finally, you need to filter the data to focus on a specific sales team, such as Team Alpha. You can do this by adding a filter to the Employees table and selecting only the rows where Sales Team equals Team Alpha. This will remove the rows for other sales teams and keep only the data for Team Alpha.

References:

[Tableau Certified Data Analyst Exam Prep Guide], page 9, section "Preparing Data"

[Tableau Help: Join Your Data]

[Tableau Help: Aggregate Your Data]

[Tableau Help: Filter Your Data]








NEW QUESTION # 93

.....

People are very busy nowadays, so they want to make good use of their lunch time for preparing for their Analytics-DA-201 exam. As is known to us, if there are many people who are plugged into the internet, it will lead to unstable state of the whole network, and you will not use your study materials in your lunch time. If you choose our Analytics-DA-201 exam question as your study tool, you will not meet the problem. Because the app of our Analytics-DA-201 Exam Prep supports practice offline in anytime. If you buy our products, you can also continue your study when you are in an offline state. You will not be affected by the unable state of the whole network. You can choose to use our Analytics-DA-201 exam prep in anytime and anywhere.

Pdf Analytics-DA-201 Free: https://www.itcerttest.com/Analytics-DA-201_braindumps.html

- Exam Analytics-DA-201 Vce □ Analytics-DA-201 Valid Test Syllabus □ Analytics-DA-201 Valid Exam Duration □ Easily obtain free download of ⇒ Analytics-DA-201 ⇐ by searching on ✓ www.vceengine.com □ ✓ □ Valid Analytics-DA-201 Test Labs
- 2026 Useful New Analytics-DA-201 Test Bootcamp Help You Pass Analytics-DA-201 Easily □ Easily obtain free download of > Analytics-DA-201 < by searching on “ www.pdfvce.com ” □ Valid Analytics-DA-201 Real Test
- Free PDF Quiz 2026 Fantastic Salesforce Analytics-DA-201: New Salesforce Certified Tableau Data Analyst Test Bootcamp □ Open website ⇒ www.prepawaypdf.com ⇐ and search for ➡ Analytics-DA-201 □ for free download □ □ Updated Analytics-DA-201 CBT
- Valid Braindumps Analytics-DA-201 Pdf □ Valid Analytics-DA-201 Real Test □ Valid Analytics-DA-201 Real Test □ □ Go to website ▶ www.pdfvce.com ◀ open and search for (Analytics-DA-201) to download for free □ □ Examcollection Analytics-DA-201 Free Dumps
- Updated Analytics-DA-201 Dumps ♣ Examcollection Analytics-DA-201 Free Dumps □ Analytics-DA-201 Valid Exam

Salesforce New Analytics-DA-201 Test Bootcamp: Salesforce Certified Tableau Data Analyst - Pdfvce Quality and Value Guaranteed  Search for **Analytics-DA-201**  and download it for free on  www.pdfvce.com   website 
 Official Analytics-DA-201 Study Guide

- Salesforce New Analytics-DA-201 Test Bootcamp: Tableau Data Analyst - Pdfvce Quality and Value Guaranteed □ Search for ➡ Analytics-DA-201 □ and download it for free on ☀ www.pdfvce.com ☀□ website □
□Official Analytics-DA-201 Study Guide
- Updated New Analytics-DA-201 Test Bootcamp and Practical Pdf Analytics-DA-201 Free - Correct Updated Salesforce Certified Tableau Data Analyst Demo □ Search on □ www.examdisscuss.com □ for ➡ Analytics-DA-201 □ to obtain exam materials for free download □Analytics-DA-201 Valid Exam Duration
- New Analytics-DA-201 Test Review □ Sample Analytics-DA-201 Test Online □ Updated Analytics-DA-201 CBT □
□ Search on ➡ www.pdfvce.com □ for 【 Analytics-DA-201 】 to obtain exam materials for free download □Valid
Braindumps Analytics-DA-201 Pdf
- Free PDF Quiz Salesforce - Analytics-DA-201 –Trustable New Test Bootcamp □ Open website ➡
www.examdisscuss.com □□□ and search for 【 Analytics-DA-201 】 for free download □Sample Analytics-DA-201
Test Online
- Valid Braindumps Analytics-DA-201 Pdf□ Analytics-DA-201 Valid Exam Duration □ Sample Analytics-DA-201 Test
Online □ Search for (Analytics-DA-201) and download it for free immediately on { www.pdfvce.com } □New
Analytics-DA-201 Test Review
- Analytics-DA-201 Certification Cost □ Analytics-DA-201 Exam Materials □ Analytics-DA-201 Valid Exam Duration □
□ Copy URL ➡ www.practicevce.com □ open and search for ➡ Analytics-DA-201 □ to download for free □
□Analytics-DA-201 Training For Exam
- myportal.utt.edu.tt, myportal.utt.edu.tt, myportal.utt.edu.tt, myportal.utt.edu.tt, myportal.utt.edu.tt, myportal.utt.edu.tt,
myportal.utt.edu.tt, myportal.utt.edu.tt, myportal.utt.edu.tt, myportal.utt.edu.tt, www.stes.tyc.edu.tw, bbs.t-firefly.com,
www.stes.tyc.edu.tw, k12.instructure.com, www.stes.tyc.edu.tw, www.stes.tyc.edu.tw, www.stes.tyc.edu.tw,
www.slideshare.net, myportal.utt.edu.tt, myportal.utt.edu.tt, myportal.utt.edu.tt, myportal.utt.edu.tt, myportal.utt.edu.tt,
myportal.utt.edu.tt, myportal.utt.edu.tt, myportal.utt.edu.tt, myportal.utt.edu.tt, myportal.utt.edu.tt, Disposable vapes