

Well-Prepared New MB-500 Test Tutorial–Verified Exam Simulator Online for MB-500: Microsoft Dynamics 365: Finance and Operations Apps Developer

Accurate MB-500 Microsoft Dynamics 365: Finance and Operations Apps Developer Practice Course

Please Get the Link of the Exam to proceed further - <https://www.educationry.com/?product=pass-mb-500-microsoft-dynamics-365-finance-and-operations-apps-developer-certification-exam-educationry>

You don't need heavy test books or piles of hard copies of verified Q&A-based questionnaires and have a hard time looking for test questions study partners because we have arranged all these for you in one simple exam dumps file. We offer a downloadable and accessible format of dumps learning material. These are all prepared for you by us, in one simple dumps file. You can browse online, download and use dump files while in the park, a restaurant, a coffee shop, or even in the comforts of your home. Just a few clicks and this exam dump practice questions preparation material is all in your exclusive access for your Exam preparation.

Regarding appropriate preparation for the exams, it truly is crucial to have the exam dumps on hand. The newest dumps call for an important quantity of study material to help you pass the certification exam on your 1st attempt. Browsing for this type of dump can typically result in an error. So, to save as substantial time as you can, we propose you make use of genuine certification dumps in 2022. Exam dumps are what most competent authorities appreciate whenever you pass the exam questions around the initial attempt. Updated dumps with 100% true exam questions so you can prove your proficiency in the exam on your initial attempt. Exam dump questions also contain difficult questions to dispel all of your suspicions about the subjects. You will get exam dumps in format and also the good factor is that you can download certification dumps in format ahead of the actual acquisition. This will enable you to get probably the most out of the exam questions. Our experts have spent a lot of time and effort to design these questions so that they are precise, easy to understand, and accurate in evaluating your knowledge of the subject. If you are preparing for any IT certification exam then do try our exam dump sample questions. We want to ace the certification exam preparation and success journey simply, quickly, and smartly. To achieve this objective we have already added some high-in-demand and

DOWNLOAD the newest VCEdumps MB-500 PDF dumps from Cloud Storage for free: <https://drive.google.com/open?id=1sdGVWlQ9rgOqXDjkjFzhy02aASqglwI8>

Whatever exam you choose to take, VCEdumps training dumps will be very helpful to you. Because all questions in the Actual MB-500 Test are included in VCEdumps practice test dumps which provide you with the adequate explanation that let you understand these questions well. As long as you master these questions and answers, you will sail through the exam you want to attend.

Microsoft MB-500 certification exam is designed for individuals who are interested in pursuing a career as a Microsoft Dynamics 365: Finance and Operations Apps Developer. MB-500 exam tests the candidate's knowledge and skills in designing, developing, testing, and deploying applications using Microsoft Dynamics 365 Finance and Operations Apps.

The MB-500 Exam is a comprehensive test of a candidate's knowledge and skills in the development of Finance and Operations Apps in Dynamics 365. MB-500 exam consists of multiple-choice questions and simulations that test the candidate's ability to apply the concepts they have learned. Candidates can take the exam in person or online.

>> New MB-500 Test Tutorial <<

Exam MB-500 Simulator Online | MB-500 Valid Test Pdf

We hope to meet the needs of customers as much as possible. If you understand some of the features of our MB-500 practice

engine, you will agree that this is really a very cost-effective product. And we have developed our MB-500 Exam Questions in three different versions: the PDF, Software and APP online. With these versions of the MB-500 study braindumps, you can learn in different conditions no matter at home or not.

Microsoft Dynamics 365: Finance and Operations Apps Developer Sample Questions (Q138-Q143):

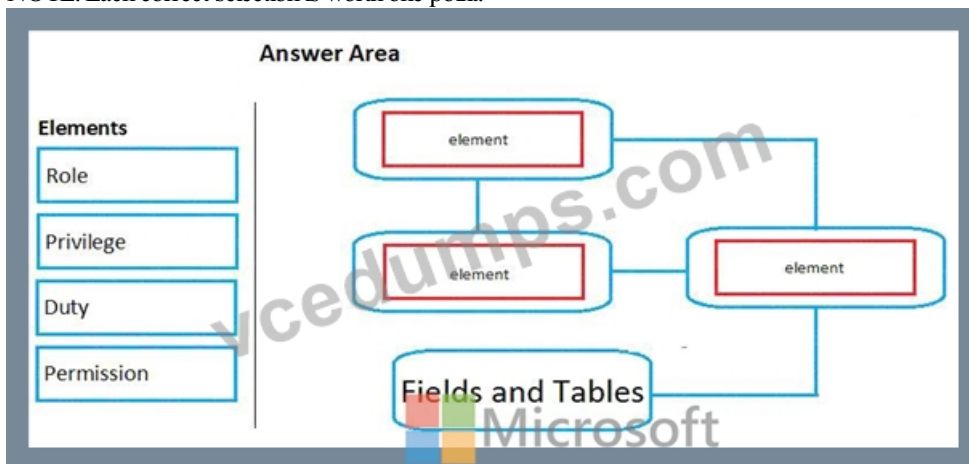
NEW QUESTION # 138

A company uses Dynamics 365 Unified Operations.

You need to implement role-based security for a set of fields in a table.

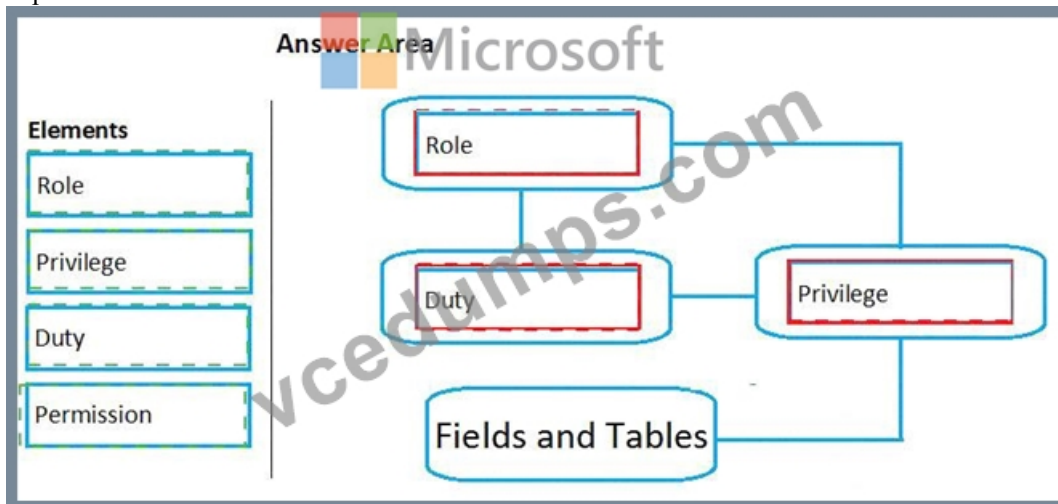
How should you arrange the security elements? To answer, drag the appropriate security elements to the correct locations. Each element may be used once, more than once, or not at all. You may need to drag the split bar between panes or scroll to view content.

NOTE: Each correct selection is worth one point.

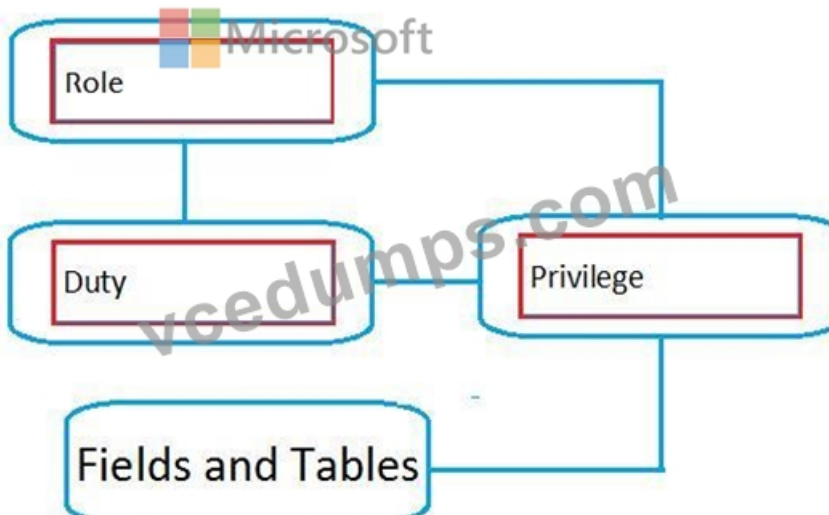


Answer:

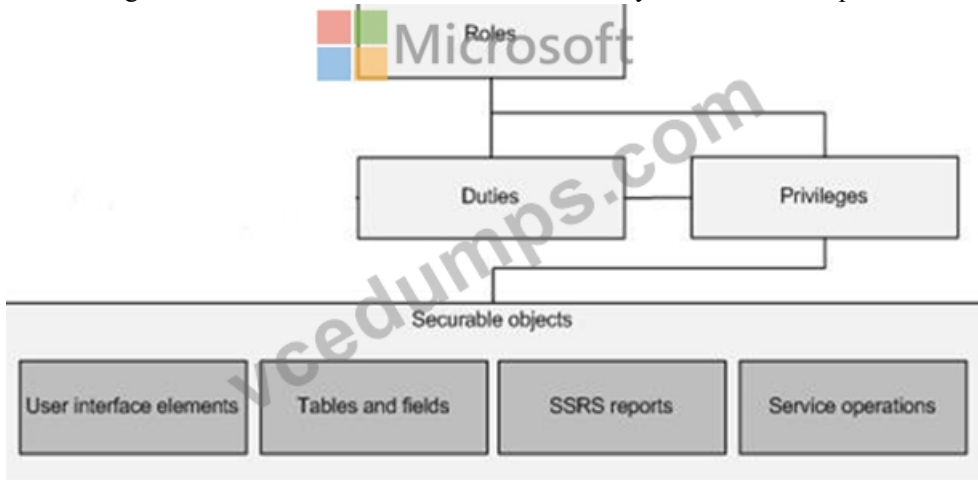
Explanation:



Explanation:



The following illustration shows the elements of role-based security and their relationships.



Reference:

<https://docs.microsoft.com/en-us/dynamics365/fin-ops-core/dev-itpro/sysadmin/role-based-security>

NEW QUESTION # 139

You need to integrate Dynamics \$65 Finance with the following applications.

Application	Scenario	Real-time data required
Dynamics 365 Customer Service app	Sales representatives must be able to change the credit limit for customers by using the app.	Yes
e-commerce website	Customers use the website to request information about product availability.	Yes
on-premises mainframe system	The system generates sales orders. The sales orders must be imported daily into Dynamics 365 Finance.	No

Which integration patterns should you use? To answer, drag the appropriate patterns to the correct applications. Each pattern may be used once, more than once, or not at all. You may need to drag the split bar between panes or scroll to view content. NOTE: Each correct selection is worth one point.

Patterns

- dual-write
- batch data integration

Answer Area

Application	Pattern
Dynamics 365 Customer Service app	<input type="text"/>
e-commerce website	<input type="text"/>
on-premises mainframe system	<input type="text"/>

Answer:

Explanation:

Patterns: dual-write, custom service, batch data integration

Answer Area

Application: Dynamics 365 Customer Service app, e-commerce website, on-premises mainframe system

Microsoft

Pattern: dual-write, custom service, batch data integration

NEW QUESTION # 140

You are a Dynamics 365 Finance developer.
 You have the following entities.

Entity name	Staging table	Related field
OrderHeader	OrderHeaderStaging	OrderId
OrderLine	OrderLineStaging	OrderId

You must create the required fields and relationships in the staging tables.
 You need to develop a composite entity that uses the OrderHeader and OrderLine entities.
 Which object should you use for each action? To answer, select the appropriate options in the answer area.
 NOTE: Each correct selection is worth one point.

Action	Object
Add a foreign key relation on the table based on the OrderId field.	<input type="text"/> OrderHeaderStaging OrderLineStaging
Add mandatory field names.	<input type="text"/> RowId, ParentRowId RefTableId, RefRecId ParentTableId, ParentRecId
Add mandatory fields on the tables.	<input type="text"/> OrderHeaderStaging only OrderLineStaging only OrderHeaderStaging and OrderLineStaging

Answer:

Explanation:

Action	Object
Add a foreign key relation on the table based on the OrderId field.	<div style="border: 1px solid black; padding: 2px;">▼</div> <div style="border: 1px solid black; padding: 2px;">OrderHeaderStaging</div> <div style="border: 1px solid black; padding: 2px;">OrderLineStaging</div>
Add mandatory field names.	<div style="border: 1px solid black; padding: 2px;">▼</div> <div style="border: 1px solid black; padding: 2px;">RowId, ParentRowId</div> <div style="border: 1px solid black; padding: 2px;">RefTableId, RefRecId</div> <div style="border: 1px solid black; padding: 2px;">ParentTableId, ParentRecId</div>
Add mandatory fields on the tables.	<div style="border: 1px solid black; padding: 2px;">▼</div> <div style="border: 1px solid black; padding: 2px;">OrderHeaderStaging only</div> <div style="border: 1px solid black; padding: 2px;">OrderLineStaging only</div> <div style="border: 1px solid black; padding: 2px;">OrderHeaderStaging and OrderLineStaging</div>

Explanation:

Action	Object
Add a foreign key relation on the table based on the OrderId field.	<div style="border: 1px solid black; padding: 2px;">▼</div> <div style="border: 1px solid black; padding: 2px;">OrderHeaderStaging</div> <div style="border: 1px solid black; padding: 2px; background-color: #cccccc;">OrderLineStaging</div>
Add mandatory field names.	<div style="border: 1px solid black; padding: 2px;">▼</div> <div style="border: 1px solid black; padding: 2px; background-color: #cccccc;">RowId, ParentRowId</div> <div style="border: 1px solid black; padding: 2px;">RefTableId, RefRecId</div> <div style="border: 1px solid black; padding: 2px;">ParentTableId, ParentRecId</div>
Add mandatory fields on the tables.	<div style="border: 1px solid black; padding: 2px;">▼</div> <div style="border: 1px solid black; padding: 2px;">OrderHeaderStaging only</div> <div style="border: 1px solid black; padding: 2px;">OrderLineStaging only</div> <div style="border: 1px solid black; padding: 2px; background-color: #cccccc;">OrderHeaderStaging and OrderLineStaging</div>

Reference:

<https://docs.microsoft.com/en-us/dynamics365/fin-ops-core/dev-itpro/data-entities/develop-composite-data-entities>

NEW QUESTION # 141

You are a Dynamics 365 Finance developer.

You have the following entities.

Entity name	Staging table	Related field
OrderHeader	OrderHeaderStaging	OrderId
OrderLine	OrderLineStaging	OrderId

You must create the required fields and relationships in the staging tables.

You need to develop a composite entity that uses the OrderHeader and OrderLine entities.

Which object should you use for each action? To answer, select the appropriate options in the answer area.

NOTE: Each correct selection is worth one point.

Action	Object
Add a foreign key relation on the table based on the OrderId field.	<div style="border: 1px solid black; padding: 2px;">▼</div> OrderHeaderStaging OrderLineStaging
Add mandatory field names.	<div style="border: 1px solid black; padding: 2px;">▼</div> RowId, ParentRowId RefTableId, RefRecId ParentTableId, ParentRecId
Add mandatory fields on the tables.	<div style="border: 1px solid black; padding: 2px;">▼</div> OrderHeaderStaging only OrderLineStaging only OrderHeaderStaging and OrderLineStaging

Answer:

Explanation:

Action	Object
Add a foreign key relation on the table based on the OrderId field.	<div style="border: 1px solid black; padding: 2px;">▼</div> OrderHeaderStaging OrderLineStaging
Add mandatory field names.	<div style="border: 1px solid black; padding: 2px;">▼</div> RowId, ParentRowId RefTableId, RefRecId ParentTableId, ParentRecId
Add mandatory fields on the tables.	<div style="border: 1px solid black; padding: 2px;">▼</div> OrderHeaderStaging only OrderLineStaging only OrderHeaderStaging and OrderLineStaging

Reference:

<https://docs.microsoft.com/en-us/dynamics365/fin-ops-core/dev-itpro/data-entities/develop-composite-data-entities>

NEW QUESTION # 142

You need to design the new data entity for the purchase order inquiries records.

Which values should you set on the data entity properties? To answer, move the appropriate values to the correct data entity properties. You may use each value once, more than once, or not at all- You may need to move the split bar between panes or scroll to view content NOTE: Each correct selection is worth one point.

Values

Yes

No

Set property values on the data entity

Data entity property	Value
Data Management Enabled	<input type="checkbox"/>
Is Public	<input type="checkbox"/>

Microsoft

Answer:

Explanation:

