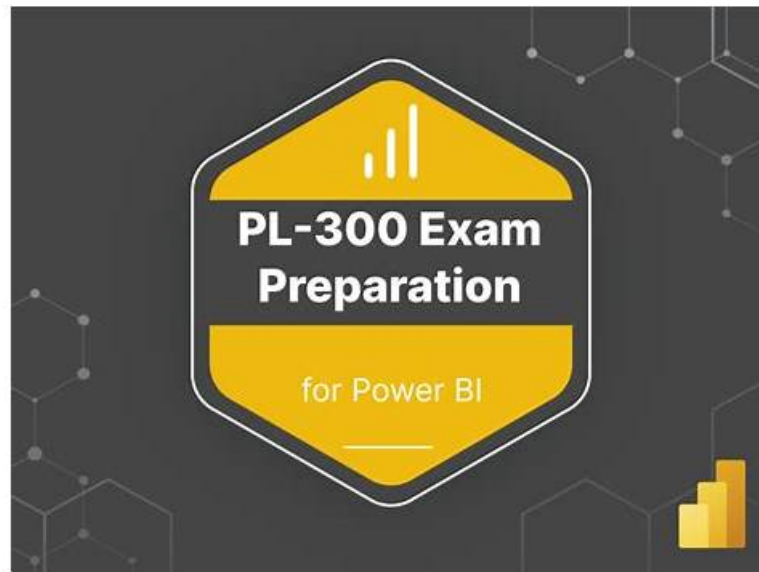


Exam PL-300 Simulator Online, PL-300 Reliable Exam Camp



P.S. Free 2025 Microsoft PL-300 dumps are available on Google Drive shared by ExamTorrent: <https://drive.google.com/open?id=18xzjyryvZbr-Di2UH-X-yLybgOFhvmXX>

At ExamTorrent, we strive hard to offer a comprehensive Microsoft Power BI Data Analyst (PL-300) exam questions preparation material bundle pack. The product available at ExamTorrent includes Microsoft Power BI Data Analyst (PL-300) real dumps pdf and mock tests (desktop and web-based). Practice exams give an experience of taking the Microsoft Power BI Data Analyst (PL-300) actual exam.

Microsoft PL-300 Exam is a valuable certification for professionals who want to demonstrate their proficiency in using Microsoft Power BI for data analysis. Microsoft Power BI Data Analyst certification is recognized globally and can help professionals enhance their career prospects and open up new opportunities in the field of data analysis.

>> Exam PL-300 Simulator Online <<

PL-300 Reliable Exam Camp - Detailed PL-300 Answers

The service of PL-300 test guide is very prominent. It always considers the needs of customers in the development process. There are three versions of our PL-300 learning question, PDF, PC and APP. Each version has its own advantages. You can choose according to your needs. Of course, you can use the trial version of PL-300 Exam Training in advance. After you use it, you will have a more profound experience. You can choose your favorite our study materials version according to your feelings. When you use PL-300 test guide, you can also get our services at any time.

Microsoft Power BI Data Analyst Sample Questions (Q230-Q235):

NEW QUESTION # 230

You are creating a Microsoft Power BI data model that has the tables shown in the following table.


| Table name | Column name |
|-----------------|-------------------|
| Sales | SalesID |
| | ProductID |
| | DateKey |
| | SalesAmount |
| Products | ProductID |
| | ProductName |
| | ProductCategoryID |
| ProductCategory | ProductCategoryID |
| | CategoryName |

The Products table is related to the ProductCategory table through the ProductCategoryID column.

You need to ensure that you can analyze sales by product category.

How should you configure the relationships from Products to ProductCategory? To answer, select the appropriate options in the answer area.

NOTE: Each correct selection is worth one point.

Cardinality:  ▼

One-to-many

One-to-one

Many-to-many


Cross-filter direction: ▼

Single

Both

Answer:

Explanation:

 Cardinality: ▼

One-to-many

One-to-one

Many-to-many

Cross-filter direction: ▼

Single

Both

Reference:

<https://docs.microsoft.com/en-us/power-bi/transform-model/desktop-relationships-understand>

NEW QUESTION # 231

You have a Power BI report that contains the visual shown in the following exhibit.

| Product | Sales |
|--------------|-----------------------|
| Amarilla | 17,747,116.5 |
| Carretera | 13,811,338.89 |
| Montana | 13,001,881.88 |
| Paseo | 33,011,143.95 |
| Velo | 18,250,059.47 |
| VTT | 20,511,921.02 |
| Total | 118,726,350.26 |

You need to make the visual more accessible to users who have color vision deficiency.
What should you do?

- A. Add additional measures to the table values.
- **B. Add icons to represent the sales status of each product.**
- C. Change the red background color to orange.
- D. Change the font color of values in the Sales column to white.

Answer: B

NEW QUESTION # 232

You have the Azure SQL databases shown in the following table.

| Name | Stage | Server URL |
|-----------------|-------------|---------------------------|
| db-powerbi-dev | Development | dev.database.windows.net |
| db-powerbi-uat | Test | uat.database.windows.net |
| db-powerbi-prod | Production | prod.database.windows.net |

You plan to build a single PBIX file to meet the following requirements:

- * Data must be consumed from the database that corresponds to each stage of the development lifecycle.
- * Power BI deployment pipelines must NOT be used.
- * The solution must minimize administrative effort.

What should you do? To answer, select the appropriate options in the answer area.

Answer Area

Create:

Parameter type:

One parameter
Two parameters
Three parameters

Text
True/False
Decimal number

Answer:

Explanation:

Answer Area

Create:

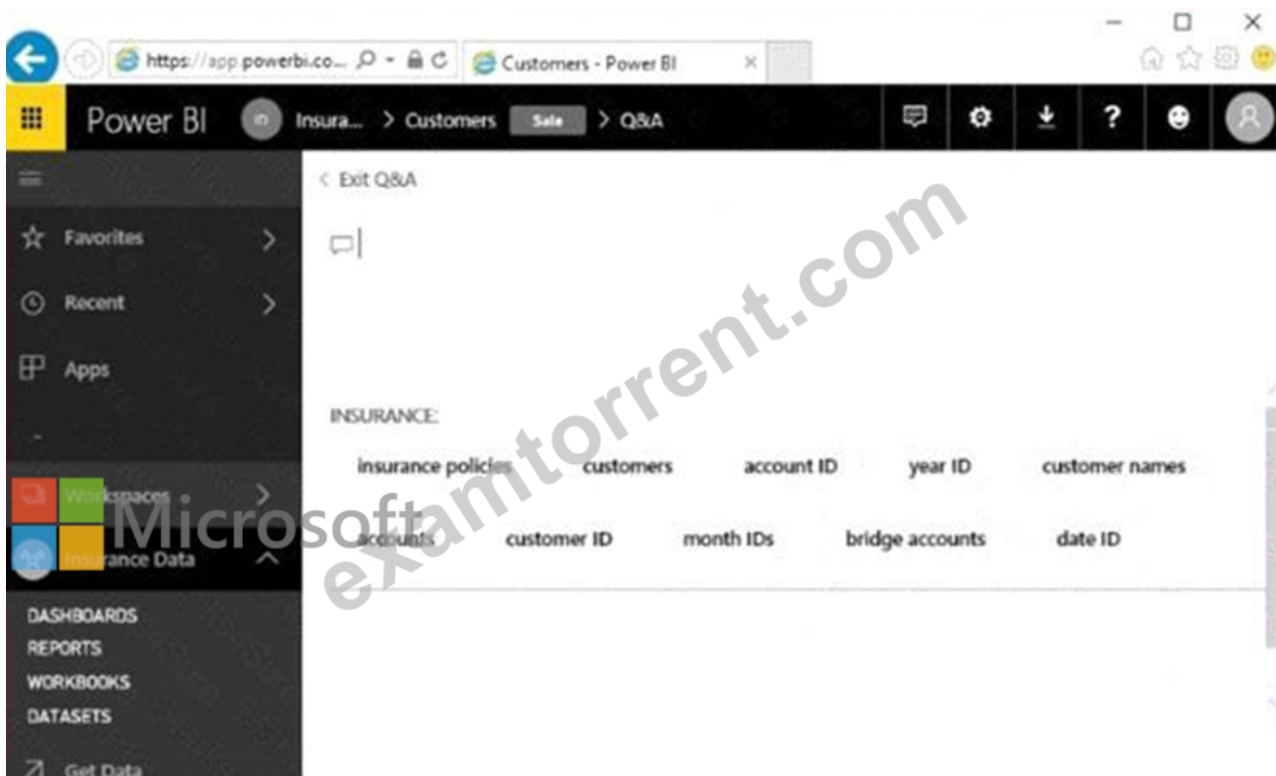
Parameter type:

One parameter
Two parameters
Three parameters

Text
True/False
Decimal number

NEW QUESTION # 233

You open powerbi.com as shown in the following exhibit.



Use the drop-down menus to select the answer choice that completes each statement based on the information presented in the graphic.

NOTE: Each correct selection is worth one point.

Answer Area

A tenant administrator created a data classification that has a shorthand of [answer choice].

▼

Customers

Insurance

Insurance Data

Sale

The dashboard uses a dataset named [answer choice].

▼

Customers

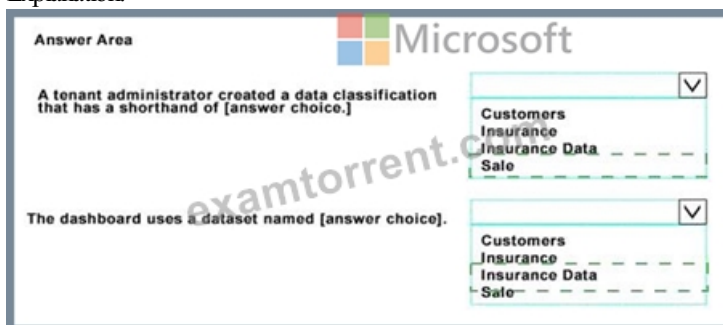
Insurance

Insurance Data

Sale

Answer:

Explanation:



Explanation:

Answer Area

A tenant administrator created a data classification that has a shorthand of [answer choice.]

▼

Customers
Insurance
Insurance Data
Sale

The dashboard uses a dataset named [answer choice].

▼

Customers
Insurance
Insurance Data
Sale




References: <https://docs.microsoft.com/en-us/power-bi/service-data-classification>

NEW QUESTION # 234

You have a Microsoft Excel spreadsheet named Excel1 that contains survey results.

You have a Power BI dashboard named DashboardA that has Q&A enabled.

You need to ensure that users who can access DashboardA can ask Questions based on the contents of Excel1 and pin visuals based on their queries to Dashboard. Which three actions should you perform in sequence? To answer, move the appropriate actions from the list of actions to the answer area and arrange them in the correct order.



Answer:

Explanation:

Answer Area

From powerbi.com, upload Excel1.

From powerbi.com, import Excel1 as a dataset.

From powerbi.com, add a tile for the Excel1 dataset to DashboardA.

- 1 - From powerbi.com, upload Excel1.
- 2 - From powerbi.com, import Excel1 as a dataset.
- 3 - From powerbi.com, add a tile for the Excel1 dataset to DashboardA.

NEW QUESTION # 235

.....

Mock tests are outstandingly worked for you to make heads or tails of your goofs while giving PL-300 Exam. Microsoft PL-300 gives practice material that is as per the legitimate Microsoft PL-300 exam. A free demo is other than open to test the parts prior to buying the entire thing for the PL-300 Exam. You can pass Microsoft PL-300 certification on the off chance that you use Microsoft PL-300 Dumps material.

PL-300 Reliable Exam Camp: <https://www.examtorent.com/PL-300-valid-vce-dumps.html>

- Pass Guaranteed Microsoft - High Pass-Rate PL-300 - Exam Microsoft Power BI Data Analyst Simulator Online ☐ Search for [PL-300] and obtain a free download on ➡ www.pass4leader.com ☐ PL-300 Simulations Pdf
- PL-300 Latest Braindumps Ppt ☐ Latest PL-300 Exam Discount ☐ Valid Dumps PL-300 Book ☐ Open website ➤

Pass Guaranteed Quiz Microsoft - PL-300 - Perfect Exam Microsoft Power BI Data Analyst Simulator Online ☐ Enter ⇒ www.torrentvalid.com ⇐ and search for ► PL-300 ☐ to download for free ☐ Learning PL-300 Materials

- 2025 Latest ExamTorrent PL-300 PDF Dumps and PL-300 Exam Engine Free Share: <https://drive.google.com/open?id=18xzjryvZbr-Di2UH-X-yLybgOFhvmXX>

2025 Latest ExamTorrent PL-300 PDF Dumps and PL-300 Exam Engine Free Share: <https://drive.google.com/open?id=18xzyrvyZbr-Di2UH-X-yLybgOFhvmXX>