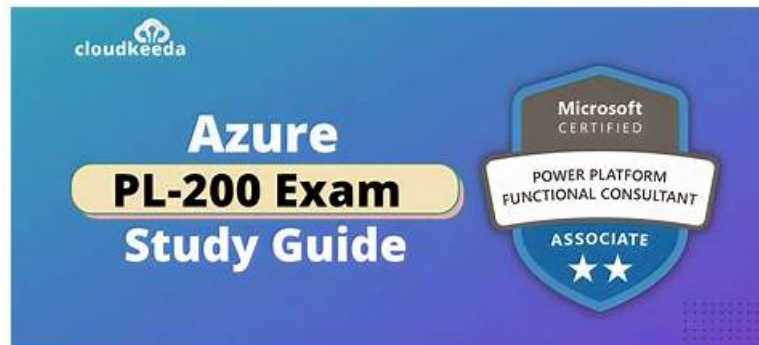


Authoritative Microsoft PL-200 New Exam Camp - PL-200 Free Download



BTW, DOWNLOAD part of TestkingPass PL-200 dumps from Cloud Storage: https://drive.google.com/open?id=1t7cqH35P2iT7WDsE_BdVGoGaQ1F_qb

The modern job market is becoming more competitive with every passing moment. You have to be ready for it and learn in-demand skills with the Microsoft Power Platform Functional Consultant Exam PL-200 certification exam. If you are not doing this you are going to end up in a normal company with low pay. Be smart in your decision and get registered for the Microsoft Power Platform Functional Consultant PL-200 certification exam and put all your efforts, commitment and dedication to crack the Microsoft Power Platform Functional Consultant PL-200 exam. Once you pass the Microsoft Power Platform Functional Consultant PL-200 certification exam you will get personal and professional benefits throughout your career. Do you have the plan to accept this challenge and enroll in the PL-200 Certification Exam? Looking for a simple, quick, and smart way to pass the Microsoft Power Platform Functional Consultant PL-200 exam? If your answer is yes then you do not need to get worried about it. Just visit TestkingPass and explore the top features of Microsoft PL-200 PDF Questions and practice tests. The TestkingPass is quite confident that you will crack the PL-200 exam shortly.

Another benefit of the Microsoft PL-200 Certification is that it provides a framework for ongoing professional development. Microsoft's Power Platform is constantly evolving, and the certification exam reflects the latest updates and changes. By staying up-to-date with the latest changes, certified professionals can ensure they are providing the best possible solutions to their clients or employers.

>> PL-200 New Exam Camp <<

Microsoft PL-200 Reliable Test Guide, Free PL-200 Brain Dumps

It is acknowledged that there are numerous PL-200 learning questions for candidates for the exam, however, it is impossible for you to summarize all of the key points in so many materials by yourself. But since you have clicked into this website for PL-200 practice materials you need not to worry about that at all because our company is especially here for you to solve this problem. With our PL-200 Exam Questions, you will pass your exam just in one go for we are the most professional team in this career for over ten years.

Microsoft Power Platform Functional Consultant Sample Questions (Q79-Q84):

NEW QUESTION # 79

You need to create a system chart for the Account entity.

The chart must display a count of accounts grouped by owner and then display the accounts by Address 1: State/Province for each owner. You begin to configure chart options as shown in the image below.

Power Apps

File Home

Save Save & Close Save as

Column Bar Area Line Pie Funnel Tag Doughnut Charts


Bottom X Rule - Clear Rules Top X Rule - Top/Bottom Rules

Working on solution: Default Solution

View used for chart preview

Active Accounts

Accounts by Owner and Address 1: State/Province



Legend Entries (Series)

☐ Select Field Aggregate

+ Add a series

Horizontal (Category) Axis Labels

Select Field X

Select Field X

+ Add a category

Description

Microsoft

How should you complete the configuration? To answer, select the appropriate options in the answer area.

NOTE: Each correct selection is worth one point. The chart must display a count of accounts grouped by owner, and then display the accounts by Address 1 to State/Province for each owner.

Component	Selection
Legend Entries (Series): Select Field	<div>▼</div> <div>Account</div> <div>Address 1: State/Province</div> <div>Owner</div>
Legend Entries (Series): Aggregate	<div>▼</div> <div>Avg</div> <div>Count:All</div> <div>Sum</div>
Horizontal (Category) Axis Labels: Select Fields	<div>Microsoft</div>
First grouping field	<div>▼</div> <div>Account</div> <div>Address 1: State/Province</div> <div>Owner</div>
Second grouping field	<div>▼</div> <div>Account</div> <div>Address 1: State/Province</div> <div>Owner</div>

Answer:

Explanation:

Component	Selection
Legend Entries (Series): Select Field	<div>▼</div> <div>Account</div> <div>Address 1: State/Province</div> <div>Owner</div>
Legend Entries (Series): Aggregate	<div>▼</div> <div>Avg</div> <div>Count:All</div> <div>Sum</div>
Horizontal (Category) Axis Labels: Select Fields	
First grouping field	<div>▼</div> <div>Account</div> <div>Address 1: State/Province</div> <div>Owner</div>
Second grouping field	<div>▼</div> <div>Account</div> <div>Address 1: State/Province</div> <div>Owner</div>

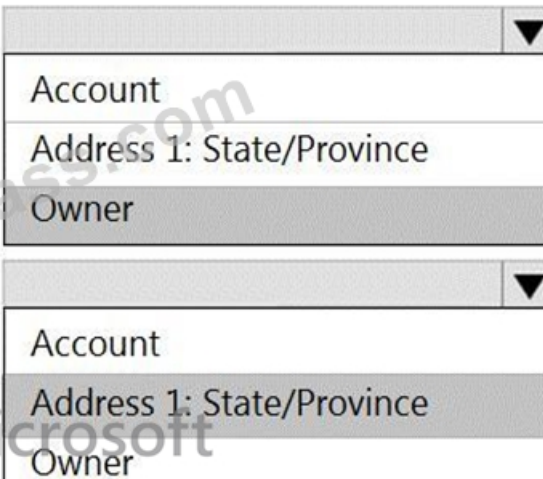
Explanation:

Component	Selection
Legend Entries (Series): Select Field	<div>▼</div> <div>Account</div> <div>Address 1: State/Province</div> <div>Owner</div>
Legend Entries (Series): Aggregate	<div>▼</div> <div>Avg</div> <div>Count:All</div> <div>Sum</div>

Horizontal (Category) Axis Labels: Select Fields

First grouping field

Second grouping field



NEW QUESTION # 80

A company uses a model-driven app for customer support. The company has the following requirements for the app:

- * Send an email in real-time to customers when they enter their email address.
- * Send an email to customers at the same time every day for cases that are open for more than 24 hours.

The solution should require the least amount of customization.

Components

Power Apps component framework (PCF) control

Classic workflow

Power Automate flow

JavaScript



Answer Area

Requirement

- Send email to customer when email address entered.
- Send email at the same time every day.

Component

Answer:

Explanation:

Components

Power Apps component framework (PCF) control

Classic workflow

Power Automate flow

JavaScript



Answer Area

Requirement

- Send email to customer when email address entered.
- Send email at the same time every day.

Component

Classic workflow

Power Automate flow

Explanation

Components

Power Apps component framework (PCF) control

Classic workflow

Power Automate flow

JavaScript

Answer Area

Requirement

- Send email to customer when email address entered.
- Send email at the same time every day.

Component

Classic workflow

Power Automate flow

NEW QUESTION # 81

You plan to automate several different processes by using Power Automate.

Each process has unique characteristics.

You need to recommend components for each process.

Which components should you recommend? To answer, drag the appropriate components to the correct processes. Each

component may be used once, more than once, or not at all. You may need to drag the split bar between panes or scroll to view content.

NOTE: Each correct selection is worth one point.

Components	Answer Area						
<div>Attended UI flow</div> <div>Unattended UI flow</div> <div>Flow that uses a custom connector</div> <div>Flow that uses a prebuilt connector</div>	<table border="1"> <thead> <tr> <th>Process</th> <th>Component</th> </tr> </thead> <tbody> <tr> <td>Access data from an internally created web application with basic REST API functionality as part of a nightly batch job.</td> <td>Component</td> </tr> <tr> <td>Access data from a public web site with no API functionality for emails processed through an unmonitored queue.</td> <td>Component</td> </tr> </tbody> </table>	Process	Component	Access data from an internally created web application with basic REST API functionality as part of a nightly batch job.	Component	Access data from a public web site with no API functionality for emails processed through an unmonitored queue.	Component
Process	Component						
Access data from an internally created web application with basic REST API functionality as part of a nightly batch job.	Component						
Access data from a public web site with no API functionality for emails processed through an unmonitored queue.	Component						

Answer:

Explanation:

Components	Answer Area						
<div>Attended UI flow</div> <div>Unattended UI flow</div> <div>Flow that uses a custom connector</div> <div>Flow that uses a prebuilt connector</div>	<table border="1"> <thead> <tr> <th>Process</th> <th>Component</th> </tr> </thead> <tbody> <tr> <td>Access data from an internally created web application with basic REST API functionality as part of a nightly batch job.</td> <td>Flow that uses a custom connector</td> </tr> <tr> <td>Access data from a public web site with no API functionality for emails processed through an unmonitored queue.</td> <td>Unattended UI flow</td> </tr> </tbody> </table>	Process	Component	Access data from an internally created web application with basic REST API functionality as part of a nightly batch job.	Flow that uses a custom connector	Access data from a public web site with no API functionality for emails processed through an unmonitored queue.	Unattended UI flow
Process	Component						
Access data from an internally created web application with basic REST API functionality as part of a nightly batch job.	Flow that uses a custom connector						
Access data from a public web site with no API functionality for emails processed through an unmonitored queue.	Unattended UI flow						

Explanation

1: Custom connector (REST API access)

2: Unattended UI flow

NEW QUESTION # 82

You are creating a business rule to implement new business logic.

You must apply the business logic to a canvas app that has a single screen named Screen1.

You need to configure the scope for the business rule.

Which scope should you use?

- A. Global
- **B. All Forms**
- C. Screen1
- D. Entity

Answer: B

NEW QUESTION # 83

You are designing a chatbot for a sports outlet.

You need to complete the chatbot.

Which features should you use? To answer, drag the appropriate features to the correct requirements. Each feature may be used once, more than once, or not at all. You may need to drag the split bar between panes or scroll to view content.

NOTE Each correct selection is worth one point.

Features	Answer Area	Microsoft
Topics	Requirement	Feature
Entities	Enable the chatbot to relate to a real-world object or topic in a dialog.	Feature
Variables	Define the path and triggers for a chatbot conversation.	Feature
Flows	Implement conditional logic to dynamically route a conversation across different paths.	Feature

Answer:

Explanation:

Features	Answer Area	Microsoft
Topics	Requirement	Feature
Entities	Enable the chatbot to relate to a real-world object or topic in a dialog.	Entities are
Variables	Define the path and triggers for a chatbot conversation.	Topics are
Flows	Implement conditional logic to dynamically route a conversation across different paths.	Variables are

Reference:

<https://docs.microsoft.com/en-us/power-virtual-agents/advanced-entities-slot-filling>

<https://docs.microsoft.com/en-us/power-virtual-agents/authoring-create-edit-topics>

<https://docs.microsoft.com/en-us/power-virtual-agents/advanced-flow>

<https://docs.microsoft.com/en-us/power-virtual-agents/authoring-variables>

NEW QUESTION # 84

.....

We have applied the latest technologies to the design of our Microsoft PL-200 exam prep not only on the content but also on the displays. As a consequence you are able to keep pace with the changeable world and remain your advantages with our Microsoft PL-200 training braindumps. Besides, you can consolidate important knowledge for you personally and design customized study schedule or to-do list on a daily basis.

PL-200 Reliable Test Guide: <https://www.testkingpass.com/PL-200-testking-dumps.html>

- HOT PL-200 New Exam Camp - High Pass-Rate Microsoft PL-200 Reliable Test Guide: Microsoft Power Platform Functional Consultant ☐ Search for ➡ PL-200 ☐ on [www.easy4engine.com] immediately to obtain a free download ☐ PL-200 Reliable Test Voucher
- New PL-200 Exam Notes ☐ Excellect PL-200 Pass Rate ☐ Excellect PL-200 Pass Rate ☐ Immediately open ➡ www.pdfvce.com ☐ and search for ▷ PL-200 ◁ to obtain a free download ☐ Valuable PL-200 Feedback
- Excellect PL-200 Pass Rate ☐ Valuable PL-200 Feedback ☐ PL-200 Test Sample Online ☐ Open ☐ www.testkingpass.com ☐ and search for 【 PL-200 】 to download exam materials for free ☐ Valid PL-200 Test Review
- High-quality PL-200 New Exam Camp | Easy To Study and Pass Exam at first attempt - Reliable PL-200: Microsoft Power Platform Functional Consultant ☐ Download ☐ PL-200 ☐ for free by simply searching on ➤ www.pdfvce.com ☐ ☐ PL-200 Test Sample Online
- PL-200 Test Sample Online ☐ Valid PL-200 Test Review ☐ Updated PL-200 Dumps ☐ 「 www.prep4away.com

Free PDF Quiz Valid Microsoft - PL-200 New Exam Camp ☐ Download [PL-200] for free by simply searching on www.pdfvce.com ☐ Valid PL-200 Test Review

- P.S. Free & New PL-200 dumps are available on Google Drive shared by TestkingPass: https://drive.google.com/open?id=1tI7cqQH35P2i7WDsE_BdVGoGaQ1F_qb

P.S. Free & New PL-200 dumps are available on Google Drive shared by TestkingPass: https://drive.google.com/open?id=1tI7cqQH35P2i7WDsE_BdVGoGaQ1F_qb