

UiPath UiPath-ADPv1試験合格攻略 & UiPath-ADPv1赤本合格率



P.S. CertShikenがGoogle Driveで共有している無料かつ新しいUiPath-ADPv1ダンプ：<https://drive.google.com/open?id=1xF4kdaAoxy9WDPQCSDJnypruUQeDpzQ>

UiPath-ADPv1の実際のテストのオンラインバージョンを使用すると非常に便利です。オンライン版の利便性を実感すれば、多くの問題の解決に役立ちます。一方で、オンライン版は機器に限定されません。UiPath-ADPv1テスト準備のオンラインバージョンは、電話、コンピューターなどを含むすべての電子機器に適用されます。一方、UiPath-ADPv1学習教材のオンライン版を使用することに決めた場合、WLANネットワークがないことを心配する必要はありません。

我々CertShikenは最高のアフターサービスを提供いたします。UiPathのUiPath-ADPv1試験ソフトを買ったあなたは一年間の無料更新サービスを得られて、UiPathのUiPath-ADPv1の最新の問題集を了解して、試験の合格に自信を持つことができます。あなたはUiPathのUiPath-ADPv1試験に失敗したら、弊社は原因に関わらずあなたの経済的損失を減少するためにもらった費用を全額で返しています。

>> UiPath UiPath-ADPv1試験合格攻略 <<

UiPath-ADPv1赤本合格率 & UiPath-ADPv1資格受験料

UiPathのUiPath-ADPv1試験はIT領域で人気がある重要な試験です。我々はIT領域の人々にショートカットを提供するために、最高のスタディガイドと最高のオンラインサービスを用意して差上げます。CertShikenのUiPathのUiPath-ADPv1試験問題集は全ての試験の内容と答案に含まれています。CertShikenの模擬テストを利用したら、これはあなたがずっと全力を尽くしてもらいたいもののが分かって、しかもそれは正に試験の準備をすることを意識します。

UiPath UiPath-ADPv1 認定試験の出題範囲:

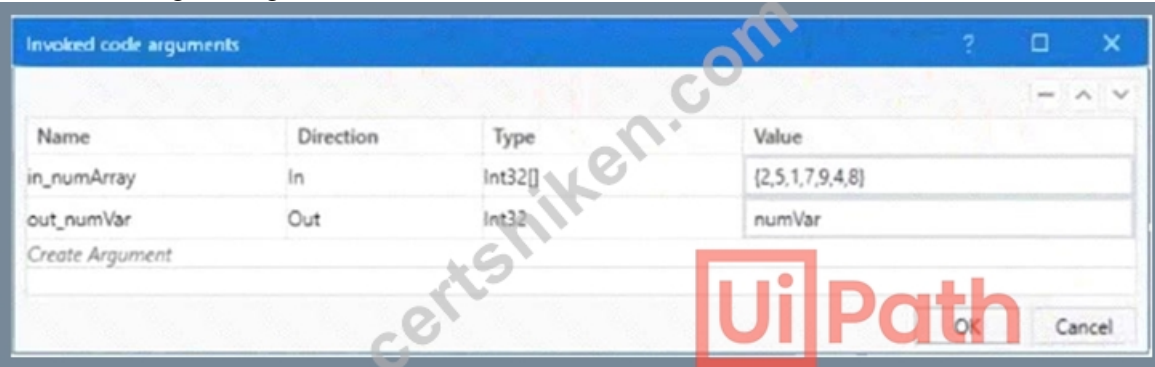
トピック	出題範囲
トピック 1	<ul style="list-style-type: none">設計と開発: このセクションでは、シーケンス、フローチャート、ステートマシンを使用したワークフローの設計、ライブラリを使用した再利用可能なコンポーネントの構築、例外処理とデバッグ手法などについて説明します。
トピック 2	<ul style="list-style-type: none">UiPath Studio の基礎: このセクションでは、ロボティックプロセスオートメーション (RPA) の概念の理解に重点を置き、UiPath Studio とそのコンポーネント、UiPath ユーザーインターフェースの操作、プロジェクトの作成、管理、バージョン管理について説明します。
トピック 3	<ul style="list-style-type: none">UiPath アクティビティ: このセクションでは、UI インタラクション、データ操作、制御フローなどのさまざまな UiPath アクティビティについて説明します。

- デバッグとテスト: このセクションでは、ログ記録およびデバッグ ツールの利用と、ユニットテストおよびテスト自動化戦略の採用について説明します。

UiPath (ADPv1) Automation Developer Professional 認定 UiPath-ADPv1 試験問題 (Q112-Q117):

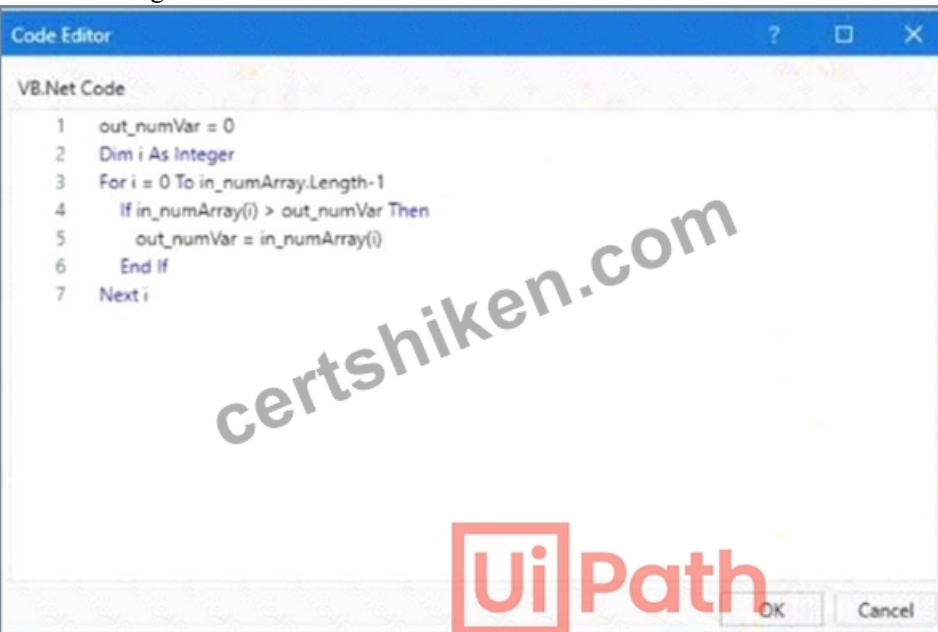
質問 # 112

Given the following list of arguments:



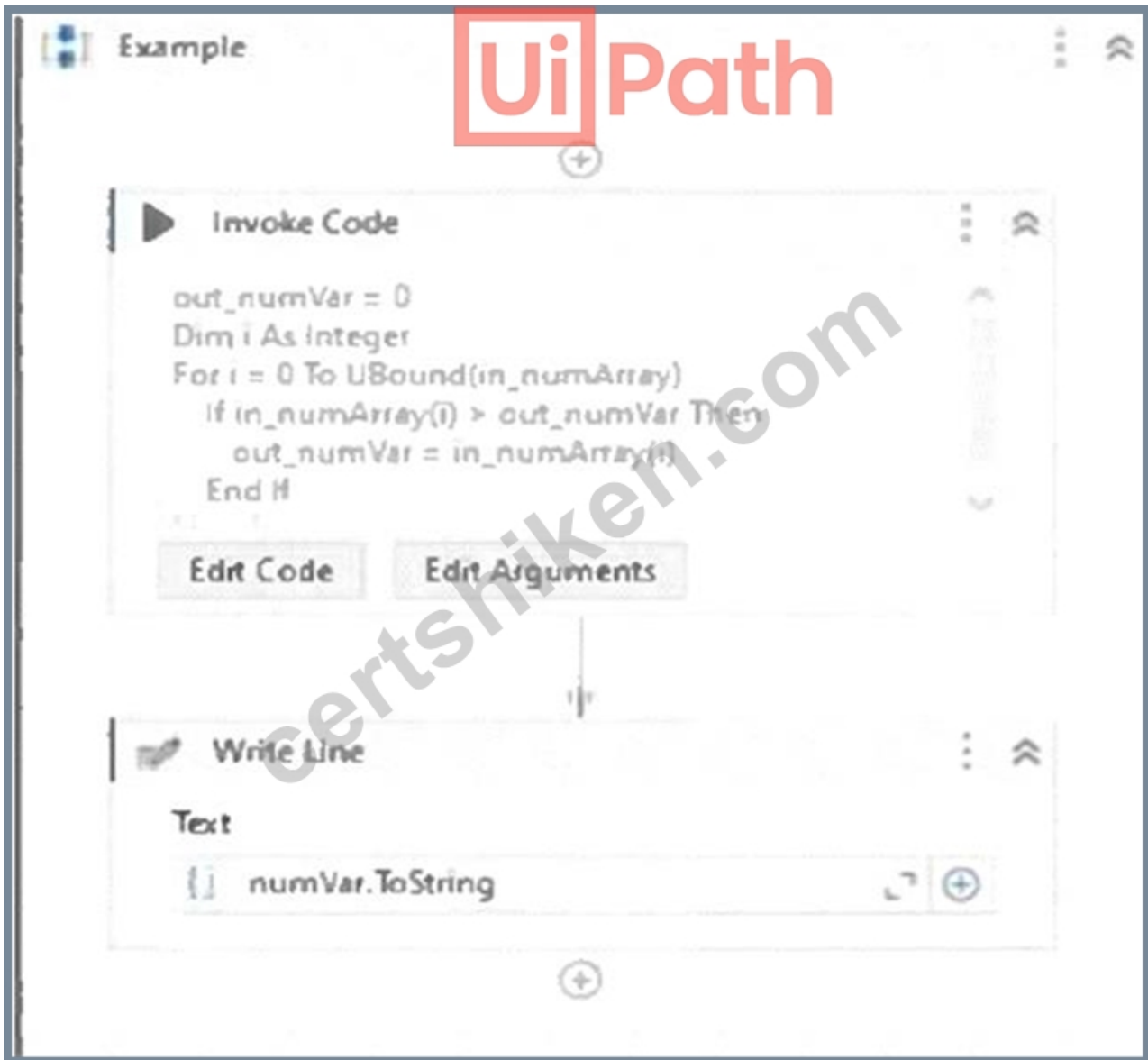
Name	Direction	Type	Value
in_numArray	In	Int32[]	{2,5,1,7,9,4,8}
out_numVar	Out	Int32	numVar

and the following code:



```
VB.Net Code
1 out_numVar = 0
2 Dim i As Integer
3 For i = 0 To in_numArray.Length-1
4     If in_numArray(i) > out_numVar Then
5         out_numVar = in_numArray(i)
6     End If
7 Next i
```

What is the value that will be displayed in the Output Panel at the end of the sequence below:



- A. 0
- **B. 1**
- C. 2
- D. 3

正解: B

解説:

The value that will be displayed in the Output Panel at the end of the sequence is 9. This is because the code in the Invoke Code activity is looping through the array `in_numArray` and setting the variable `out_numVar` to the highest value in the array. The array `in_numArray` has the values {1, 2, 7, 9, 4} as shown in the list of arguments. The variable `out_numVar` is initialized to 0. The For loop iterates from 0 to the upper bound of the array, which is 4. In each iteration, the If condition checks if the current element of the array is greater than the current value of `out_numVar`. If it is, then `out_numVar` is assigned to the current element of the array. Otherwise, `out_numVar` remains unchanged. Therefore, after the first iteration, `out_numVar` becomes 1. After the second iteration, `out_numVar` becomes 2. After the third iteration, `out_numVar` becomes 7. After the fourth iteration, `out_numVar` becomes 9. After the fifth iteration, `out_numVar` remains 9, since 4 is not greater than 9. The Write Line activity outputs the value of `out_numVar` to the console, which is 9.

9. References: Invoke Code

質問 # 113

A developer has created a variable of type List of Strings named "Users_List", and initialized it with an empty list: "Users_List = new List(Of String)".

What is printed in the log message after the following Invoke Code is executed?

Name	Direction	Type	Value
Users_List	In	List<String>	Users_List

Invoke Code

```
Users_List.Add("User1")  
Users_List.Add("User2")
```

Log Message

Log Level: Info

Message: Users List.Count

- A. System Argument Exception is thrown
- **B. 0**
- C. 1
- D. Object reference not set to an instance exception is thrown

正解: B

解説:

The screenshot shows an "Invoke Code" activity in UiPath with the following VB.NET code:

```
Users_List.Add("User1")
```

```
Users_List.Add("User2")
```

According to the given information, the "Users_List" variable is a List of Strings that has been initialized with an empty list before the Invoke Code activity is run. The code within the Invoke Code activity is adding two strings: "User1" and "User2" to the "Users_List".

The Log Message activity following the Invoke Code is attempting to log the count of items in "Users_List", which would be the number of elements contained in the list at that time.

Given the steps that have been described, after the Invoke Code activity has run, the "Users_List" will contain two elements ("User1" and "User2"). Therefore, the log message will print the count of items in the list, which is:

B: 2

So the correct answer is B, as the "Users_List" will have two elements and Users_List.Count will return the number 2.

The Invoke Code activity is used to execute VB.NET or C# code within a UiPath workflow¹. The activity has the following properties:

* Code: The code that is to be executed. This field supports only strings and String variables¹.

* Language: The language that the code is written in. The available options are VBNet and CSharp¹.

* Arguments: The parameters that can be passed to and from the code¹.

In this question, the developer has created a variable of type List of Strings named "Users_List", and initialized it with an empty list: "Users_List = new List(OfString)". Then, the developer has used the Invoke Code activity to execute the following code:

```
Users_List.Add("User1")  
Users_List.Add("User2")
```

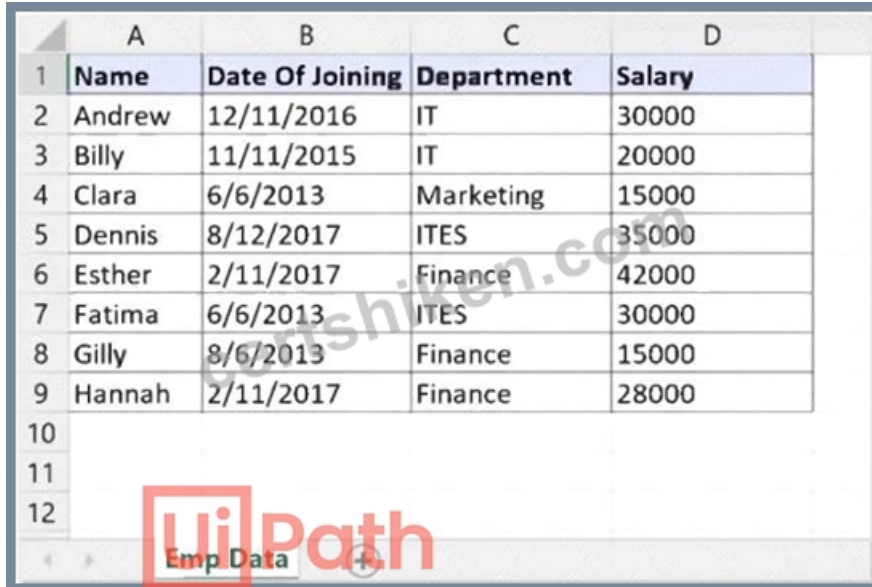
This code adds two items ("User1" and "User2") to the "Users_List" variable. After the Invoke Code activity, the developer has used the Log Message activity to print the count of items in the "Users_List" variable, using the expression

"Users_List.Count.ToString!". This expression returns the number of items in the list as a string². Therefore, the log message will print "2", as there are two items in the list

質問 # 114

Data from an Excel file is read into a data table named "dtEmployee", as displayed in the following graphic:

	A	B	C	D
1	Name	Date Of Joining	Department	Salary
2	Andrew	12/11/2016	IT	30000
3	Billy	11/11/2015	IT	20000
4	Clara	6/6/2013	Marketing	15000
5	Dennis	8/12/2017	ITES	35000
6	Esther	2/11/2017	Finance	42000
7	Fatima	6/6/2013	ITES	30000
8	Gilly	8/6/2013	Finance	15000
9	Hannah	2/11/2017	Finance	28000
10				
11				
12				



A developer needs to filter the data table to obtain all rows representing employees from the Finance and IT departments with a Salary under 30,000. Which expression yields the desired outcomes?

- A. `dtEmployee.Select("([Department]='IT' AND [Department]='Finance') AND [Salary] < 30000")`
- B. `dtEmployee.Select("[Department]='IT' OR [Department]='Finance' AND [Salary] < 30000")`
- C. `dtEmployee.Select("[Department]='IT' OR [Department]='Finance' OR [Salary] < 30000")`
- D. `dtEmployee.Select("([Department]='IT' OR [Department]='Finance') AND [Salary] < 30000")`

正解: D

質問 # 115

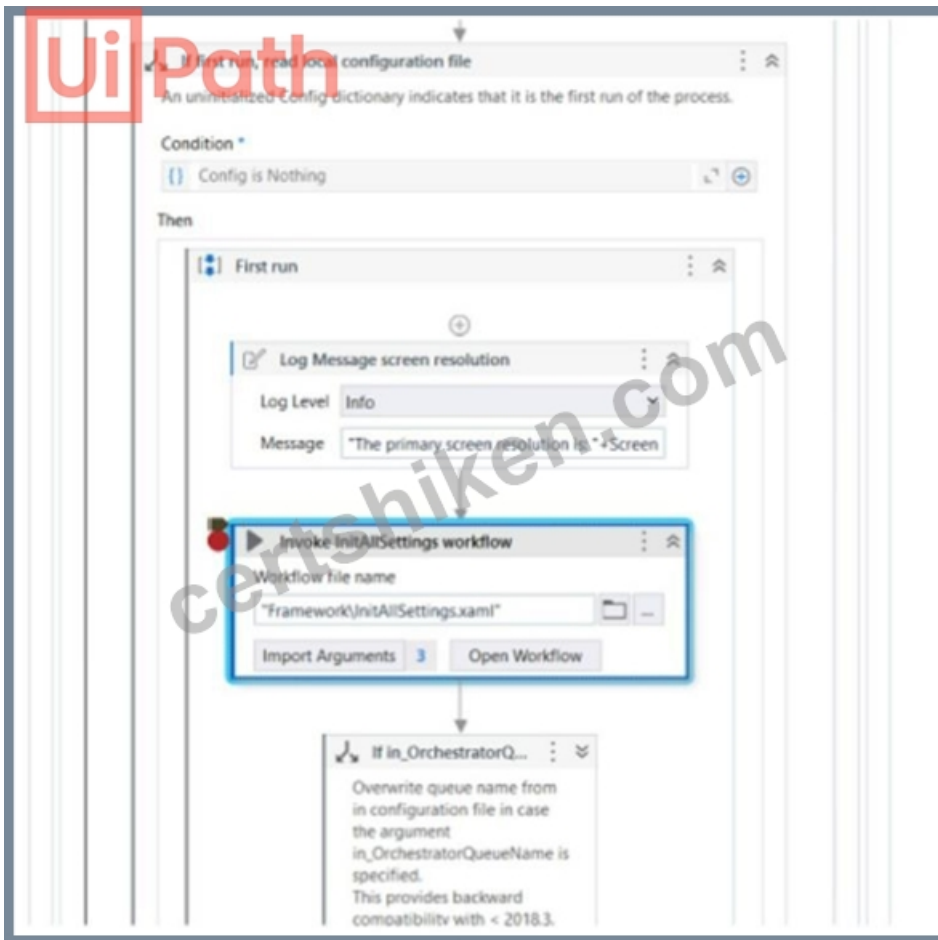
In the context of a linear process, implemented with REFramework, how many times will the process enter the Get Transaction Data state?

- A. The process will not enter the Get Transaction Data state because a linear process is not transactional.
- B. Until there are no more queue items left unprocessed in Orchestrator
- C. 1 time
- D. 2 times.

正解: C

質問 # 116

While troubleshooting a process developed using the Robotic Enterprise (RE) Framework, you have placed a breakpoint at the "Invoke InitAllSettings" workflow activity.



Given the current state of the Executor, what will occur when you click on the Step Over button?

- A. Executor directs to the first InitAllSettings workflow activity
- **B. Executor directs to the "If in_OrchestratorQ ..." activity**
- C. Executor directs to the first activity outside "If first run, read local configuration"
- D. Executor directs to the "First Run" sequence

正解: B

解説:

When a breakpoint is placed at a particular activity within the workflow and the Step Over function is used, the Executor will move to the next activity in the sequence. Given the context of the REFramework, after stepping over the "Invoke InitAllSettings" workflow, the next activity that would execute is the "If in_OrchestratorQueueName ..." activity, assuming there are no activities in between within the

"InitAllSettings" workflow itself. Step Over will not go into the invoked workflow but will move to the next activity at the same level of the workflow where the breakpoint was placed.

References:

* UiPath Studio Guide: Debugging

質問 # 117

.....

クライアントがUiPath-ADPv1ガイドトレントの支払いに成功すると、5~10分でシステムから送信されたメールを受信します。その後、彼らはメールを流してログインし、ソフトウェアを使用してすぐに学習することができます。その時間は学習者にとって非常に重要であり、誰もが効率的な学習ができることを望んでいます。クライアントがすぐにUiPath-ADPv1テストトレントを使用できるのは、UiPath-ADPv1試験問題の大きなメリットです。使用を開始すると、試験のシミュレーションやタイミング機能の向上など、UiPath-ADPv1実践ガイドのさまざまな機能と利点をお楽しみいただけます。

UiPath-ADPv1赤本合格率: <https://www.certshiken.com/UiPath-ADPv1-shiken.html>

