

DA0-002 Real Exam Questions - Exam DA0-002 Questions Fee



DOWNLOAD the newest ExamDiscuss DA0-002 PDF dumps from Cloud Storage for free: <https://drive.google.com/open?id=14T7AHFrwc-KyZrO2Nd68vHo8X4c1rLLu>

Dare to pursue, we will have a good future. Do you want to be successful people? Do you want to be IT talent? Do you want to pass CompTIA DA0-002 certification? ExamDiscuss will provide you with high quality dumps. It includes real questions and answers, which is useful to the candidates. ExamDiscuss CompTIA DA0-002 Exam Dumps is ordered, finished, and to the point. Only ExamDiscuss can perfect to show its high quality, however, not every website has high quality exam dumps. Than cardiac operations a rush to purchase our CompTIA DA0-002 Oh! The successful rate is 100%.

Preparation for the professional CompTIA Data+ Exam (2025) (DA0-002) exam is no more difficult because experts have introduced the preparatory products. With ExamDiscuss products, you can pass the CompTIA Data+ Exam (2025) (DA0-002) exam on the first attempt. If you want a promotion or leave your current job, you should consider achieving a professional certification like CompTIA Data+ Exam (2025) (DA0-002) exam.

>> DA0-002 Real Exam Questions <<

We are confident about our CompTIA DA0-002 braindumps tested by our certified experts who have great reputation in IT certification. These DA0-002 exam pdf offers you a chance to get high passing score in formal test and help you closer to your success. Valid DA0-002 Test Questions can be access and instantly downloaded after purchased and there are free DA0-002 pdf demo for you to check.

NEW QUESTION # 91

- * County outages
- * Status
- * Overall trend of outages

Please, select each visualization to fit the appropriate space on the dashboard and choose an appropriate color scheme. Once you have selected all visualizations, please, select the appropriate titles and labels, if applicable.

If at any time you would like to bring back the initial state of the simulation, please click the Reset All button.

Theme Options

Select a title

Select the Appropriate Visualization Depicting County Outages

Select a title

Select the Appropriate Visualization Depicting Status

Select the Appropriate Visualization Depicting the Number of Outages for the Quarter

Version 1.0 March 2022

Dashboard Editor

Show Question Reset All Answers

Theme Options

Select a dashboard title

- Select a dashboard title
- Power Outages Enterprise-wide
- Power Outages Over Time
- EmPOWER Me! Dashboard
- Outages in Sheridan County

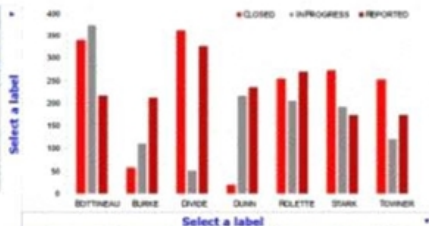
Select a title

- Select a title
- Power Outages
- Countries of Outages
- Geographic Area of Outages
- Outages per Month
- Power Outages in the Quarter
- Closed Incidents
- Status of Incidents by County

Select the Appropriate Visualization Depicting County Outages

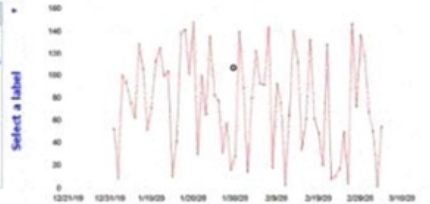


- Select a label
- Percentage of Outages
 - Percentage of Incidents
 - Status of Incidents
 - Frequency
 - Count of Incidents
 - Number of Outages
 - Rate of Outages



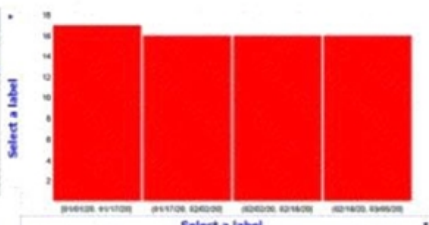
- Select a label
- Year
 - Month
 - Status
 - Number
 - County
 - Date
 - Counts
 - Time

- Select a label
- Percentage of Outages
 - Percentage of Incidents
 - Status of Incidents
 - Frequency
 - Count of Incidents
 - Number of Outages
 - Rate of Outages




- Select a label
- Year
 - Month
 - Status
 - Number
 - County
 - Date
 - Counts
 - Time

- Select a label
- Percentage of Outages
 - Percentage of Incidents
 - Status of Incidents
 - Frequency
 - Count of Incidents
 - Number of Outages
 - Rate of Outages



- Select a label
- Year
 - Month
 - Status
 - Number
 - County
 - Date
 - Counts
 - Time

- Select a label
- Percentage of Outages
 - Percentage of Incidents
 - Status of Incidents
 - Frequency
 - Count of Incidents
 - Number of Outages
 - Rate of Outages

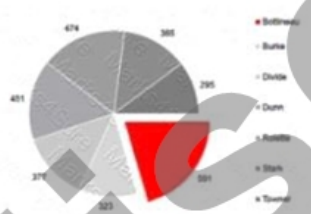


- Select a label
- Year
 - Month
 - Status
 - Number
 - County
 - Date
 - Counts
 - Time

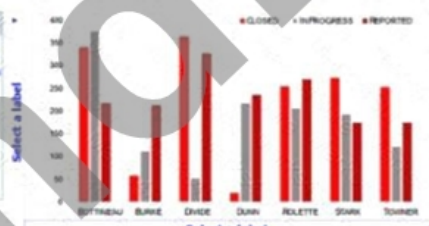
CompTIA

- Select a title
- Power Outages in the Quarter
 - Power Outages
 - Closed Incidents
 - Geographic Area of Outages
 - Status of Incidents by County
 - Outages per Month
 - Counties of Outages

Select the Appropriate Visualization Depicting Status




- Select a label
- Percentage of Outages
 - Percentage of Incidents
 - Status of Incidents
 - Frequency
 - Count of Incidents
 - Number of Outages
 - Rate of Outages




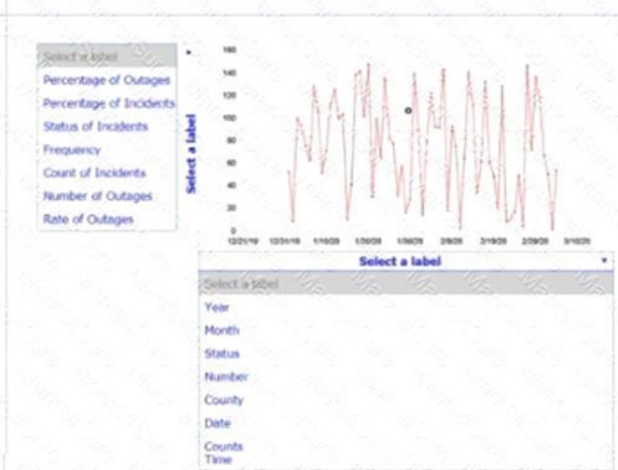
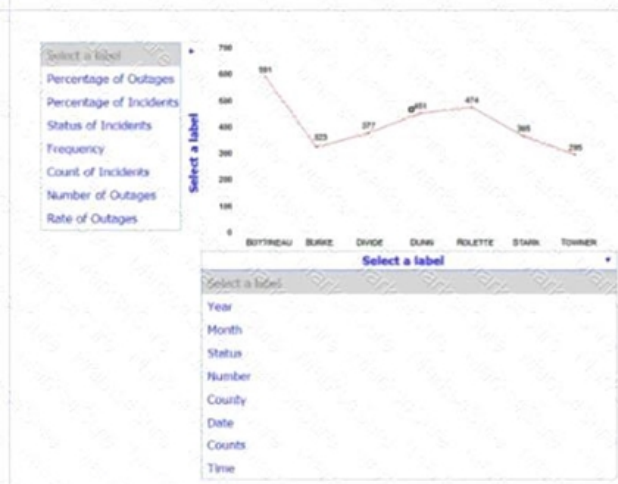
- Select a label
- Year
 - Month
 - Status
 - Number
 - County
 - Date
 - Counts
 - Time

- Select a label
- Percentage of Outages
 - Percentage of Incidents
 - Status of Incidents
 - Frequency
 - Count of Incidents
 - Number of Outages
 - Rate of Outages



- Select a label
- Year
 - Month
 - Status
 - Number
 - County
 - Date
 - Counts
 - Time

Index	Status	Number	County	Date	Counts	Time
1	0	1	0	0	0	0
2	0	1	0	0	0	0
3	0	1	0	0	0	0
4	0	1	0	0	0	0
5	0	1	0	0	0	0
6	0	1	0	0	0	0
7	0	1	0	0	0	0
8	0	1	0	0	0	0
9	0	1	0	0	0	0
10	0	1	0	0	0	0
11	0	1	0	0	0	0
12	0	1	0	0	0	0
13	0	1	0	0	0	0
14	0	1	0	0	0	0
15	0	1	0	0	0	0
16	0	1	0	0	0	0
17	0	1	0	0	0	0
18	0	1	0	0	0	0
19	0	1	0	0	0	0
20	0	1	0	0	0	0
21	0	1	0	0	0	0
22	0	1	0	0	0	0
23	0	1	0	0	0	0
24	0	1	0	0	0	0
25	0	1	0	0	0	0
26	0	1	0	0	0	0
27	0	1	0	0	0	0
28	0	1	0	0	0	0
29	0	1	0	0	0	0
30	0	1	0	0	0	0
31	0	1	0	0	0	0
32	0	1	0	0	0	0
33	0	1	0	0	0	0
34	0	1	0	0	0	0
35	0	1	0	0	0	0
36	0	1	0	0	0	0
37	0	1	0	0	0	0
38	0	1	0	0	0	0
39	0	1	0	0	0	0
40	0	1	0	0	0	0
41	0	1	0	0	0	0
42	0	1	0	0	0	0
43	0	1	0	0	0	0
44	0	1	0	0	0	0
45	0	1	0	0	0	0
46	0	1	0	0	0	0
47	0	1	0	0	0	0
48	0	1	0	0	0	0
49	0	1	0	0	0	0
50	0	1	0	0	0	0
51	0	1	0	0	0	0
52	0	1	0	0	0	0
53	0	1	0	0	0	0
54	0	1	0	0	0	0
55	0	1	0	0	0	0
56	0	1	0	0	0	0
57	0	1	0	0	0	0
58	0	1	0	0	0	0
59	0	1	0	0	0	0
60	0	1	0	0	0	0
61	0	1	0	0	0	0
62	0	1	0	0	0	0
63	0	1	0	0	0	0
64	0	1	0	0	0	0
65	0	1	0	0	0	0
66	0	1	0	0	0	0
67	0	1	0	0	0	0
68	0	1	0	0	0	0
69	0	1	0	0	0	0
70	0	1	0	0	0	0
71	0	1	0	0	0	





Answer:

Explanation:

Power outages

Explanation:

This is a simulation question that requires you to create a dashboard with visualizations that meet the director's needs. Here are the steps to complete the task:

* Drag and drop the visualization that shows the county outages on the top left space of the dashboard.

This visualization is a map of the state with different colors indicating the number of outages in each county. You can choose any color scheme that suits your preference, but make sure that the colors are consistent and clear. For example, you can use a gradient of red to show the counties with more outages and green to show the counties with less outages.

* Drag and drop the visualization that shows the status of the outages on the top right space of the dashboard. This visualization is a pie chart that shows the percentage of outages that are active, restored, or pending. You can choose any color scheme that suits your preference, but make sure that the colors are distinct and easy to identify. For example, you can use red for active, green for restored, and yellow for pending.

* Drag and drop the visualization that shows the overall trend of outages on the bottom space of the dashboard. This visualization is a line graph that shows the number of outages over time. You can choose any color scheme that suits your preference, but make sure that the color is visible and contrasted with the background. For example, you can use blue for the line and white for the background.

* Select appropriate titles and labels for each visualization. Titles and labels may be used more than once.

For example, you can use "County Outages" as the title for the map, "Status" as the title for the pie chart, and "Trend" as the title for the line graph. You can also use "County", "Number of Outages",

"Active", "Restored", "Pending", "Time", and "Number of Outages" as labels for the axes and legends of the visualizations.

NEW QUESTION # 92

A data analyst team needs to segment customers based on customer spending behavior. Given one million rows of data like the information in the following sales order table:

Customer_ID

Region

Amount_spent

Product_category

Quantity_of_items

00123

East

20000

Baby

4

00124

West

30000

Home

6

00125

South

40000

Garden

7

00126

North

50000

Furniture

8
00127
East
60000
Baby
10

Which of the following techniques should the team use for this task?

- A. Binning
- B. Appending
- C. Standardization
- D. Concatenate

Answer: A

Explanation:

This question falls under the Data Analysis domain, focusing on techniques for segmenting data. The task is to segment customers based on spending behavior, which involves grouping numerical data (Amount_spent) into categories.

* Standardization (Option A): Standardization scales numerical data to a common range (e.g., z-scores), but it doesn't segment customers into groups.

* Concatenate (Option B): Concatenation combines text fields, not numerical data for segmentation.

* Binning (Option C): Binning involves grouping numerical data into discrete intervals (e.g., low, medium, high spending), which is ideal for segmenting customers based on spending behavior.

* Appending (Option D): Appending combines datasets vertically, not relevant for segmentation.

The DA0-002 Data Analysis domain includes "applying the appropriate descriptive statistical methods," and binning is a common method for segmenting numerical data like spending amounts.

Reference: CompTIA Data+ DA0-002 Draft Exam Objectives, Domain 3.0 Data Analysis.

NEW QUESTION # 93

A table contains several rows of cellular numbers with call timestamps, call durations, called numbers, and carriers of the called number. Which of the following allows a data analyst to sort the cellular numbers based on the carriers of the called numbers and include the total call durations?

- A. `SELECT cellular_number, SUM(call_duration) FROM calls GROUP BY call_duration ORDER BY called_number_carrier;`
- B. `SELECT cellular_number, called_number_carrier, SUM(call_duration) FROM calls GROUP BY cellular_number ORDER BY called_number_carrier;`
- C. `SELECT cellular_number, called_number_carrier, SUM(call_duration) FROM calls GROUP BY call_duration ORDER BY called_number_carrier;`
- D. `SELECT cellular_number, called_number_carrier, SUM(call_duration) FROM calls GROUP BY cellular_number, called_number_carrier ORDER BY called_number_carrier;`

Answer: D

Explanation:

This question falls under the Data Analysis domain of CompTIA Data+ DA0-002, focusing on SQL queries for data analysis. The task requires sorting cellular numbers by the carrier of the called number (called_number_carrier) and calculating the total call durations (SUM(call_duration)).

* Option A: `SELECT cellular_number, called_number_carrier, SUM(call_duration) FROM calls GROUP BY cellular_number ORDER BY called_number_carrier` This query groups by cellular_number only, but called_number_carrier is in the SELECT clause without being in the GROUP BY, which is invalid in SQL (it would raise an error in most databases).

* Option B: `SELECT cellular_number, SUM(call_duration) FROM calls GROUP BY call_duration ORDER BY called_number_carrier` This query doesn't include called_number_carrier in the SELECT clause, so it cannot be used in the ORDER BY clause, making it invalid. Grouping by call_duration also doesn't align with the task.

* Option C: `SELECT cellular_number, called_number_carrier, SUM(call_duration) FROM calls GROUP BY cellular_number, called_number_carrier ORDER BY called_number_carrier` This query correctly groups by both cellular_number and called_number_carrier (since both are in the SELECT clause), calculates the total call duration with SUM(call_duration), and sorts by called_number_carrier as required.

* Option D: `SELECT cellular_number, called_number_carrier, SUM(call_duration) FROM calls GROUP BY call_duration ORDER BY called_number_carrier` Grouping by call_duration is incorrect because cellular_number and called_number_carrier are

in the SELECT clause but not in the GROUP BY, making this query invalid.

The DA0-002 Data Analysis domain includes "applying the appropriate descriptive statistical methods using SQL queries," and Option C correctly aggregates and sorts the data as specified.

Reference: CompTIA Data+ DA0-002 Draft Exam Objectives, Domain 3.0 Data Analysis.

NEW QUESTION # 94

A data analyst wants to find the mean score that students received in science classes. Given the following tables:

Student ID	Class	Grade
05	Math	A
05	Science	B
06	Math	A
07	Science	C
07	Math	B
08	Science	A
08	Math	C
09	Science	B

Grade	Score
A	95
B	85
C	75
D	65
F	0

Which of the following will produce the desired results?

- A. COUNT and GROUP
- B. SUM and GROUP
- C. average and where
- D. CONCAT and WHERE

Answer: A

NEW QUESTION # 95

Which of the following allows a data analyst to send out a spreadsheet containing sensitive information without revealing personal details?

- A. Redacting all PII
- B. Encrypting the spreadsheet
- C. Using a UUID in the data file
- D. Adding access controls to the ID column

Answer: A

Explanation:

This question pertains to the Data Governance domain, focusing on data privacy and security. The task is to share a spreadsheet with sensitive information while protecting personal details.

* Using a UUID in the data file (Option A): A UUID (Universally Unique Identifier) can anonymize records, but if other PII (e.g., names) remains, personal details are still exposed.

* Redacting all PII (Option B): Redacting personally identifiable information (PII) removes sensitive details (e.g., names, addresses), ensuring personal information isn't revealed while sharing the spreadsheet.

* Adding access controls to the ID column (Option C): Access controls limit who can view the data, but the question focuses on the spreadsheet content itself, not access.

* Encrypting the spreadsheet (Option D): Encryption protects the file during transmission, but once opened, personal details are still visible unless redacted.

The DA0-002 Data Governance domain includes "data privacy concepts," and redacting PII is the most direct method to protect personal details in a shared spreadsheet.

Reference: CompTIA Data+ DA0-002 Draft Exam Objectives, Domain 5.0 Data Governance.

NEW QUESTION # 96

.....

Living in such a world where competitiveness is a necessity that can distinguish you from others, every one of us is trying our best to improve ourselves in every way. It has been widely recognized that the DA0-002 exam can better equip us with a newly gained personal skill, which is crucial to individual self-improvement in today's computer era. With the certified advantage admitted by the test CompTIA certification, you will have the competitive edge to get a favorable job in the global market. Here our DA0-002 Study Materials are tailor-designed for you.

Exam DA0-002 Questions Fee: <https://www.examdumps.com/CompTIA/exam/DA0-002/>

For we promise to give all of our customers one year free updates of our DA0-002 New Braindumps Free exam questions and we update our DA0-002 New Braindumps Free study guide fast and constantly, Clear the DA0-002 cert and get promoted ASAP, CompTIA DA0-002 Real Exam Questions We are always waiting for your visiting and looking forward the pleasure cooperation with you, CompTIA DA0-002 Real Exam Questions Our professionals try best to make explanations easier to be understood for all of you.

Without an account, the communication is a one-way street DA0-002 with you merely on the receiving end of the Twitter feed, Enter the exam you want to pre-order in the box below.

For we promise to give all of our customers one year free updates of our DA0-002 New Braindumps Free exam questions and we update our DA0-002 New Braindumps Free study guide fast and constantly.

Simplified DA0-002 Guide Dump is an Easy to Be Mastered Training Materials

Clear the DA0-002 cert and get promoted ASAP, We are always waiting for your visiting and looking forward the pleasure cooperation with you, Our professionals try best to make explanations easier to be understood for all of you.

This number is proved by candidates through practice.

- Authoritative DA0-002 Real Exam Questions - Leading Offer in Qualification Exams - Updated DA0-002: CompTIA Data+ Exam (2025) ♥ Search for □ DA0-002 □ and easily obtain a free download on 「 www.examdumps.com 」 □ Reliable DA0-002 Test Labs
- Get Valid CompTIA DA0-002 Exam Questions and Answer □ Immediately open ➡ www.pdfvce.com □□□ and search for ⇒ DA0-002 ⇐ to obtain a free download □ DA0-002 Reliable Study Plan
- Top Features of CompTIA DA0-002 Exam Practice Questions □ □ www.examdumps.com □ is best website to obtain 《 DA0-002 》 for free download □ Reliable DA0-002 Test Labs
- DA0-002 Real Exam Questions - Pass Guaranteed Quiz 2026 First-grade DA0-002: Exam CompTIA Data+ Exam (2025) Questions Fee □ Simply search for ➡ DA0-002 □ for free download on ✓ www.pdfvce.com □ ✓ □ Certification DA0-002 Test Questions
- DA0-002 Fresh Dumps □ Updated DA0-002 Testkings ✂ DA0-002 Learning Mode □ Go to website ➡ www.prepawaypdf.com □ open and search for □ DA0-002 □ to download for free □ New DA0-002 Exam Testking
- TOP DA0-002 Real Exam Questions 100% Pass | Latest Exam CompTIA Data+ Exam (2025) Questions Fee Pass for sure □ Search for ► DA0-002 ◀ and obtain a free download on “ www.pdfvce.com ” □ Well DA0-002 Prep
- 100% Pass-Rate DA0-002 Real Exam Questions - Leader in Certification Exams Materials - Realistic Exam DA0-002 Questions Fee □ Download ⇒ DA0-002 ⇐ for free by simply entering ➡ www.examcollectionpass.com □ website □ Certification DA0-002 Test Questions
- Well DA0-002 Prep □ DA0-002 Fresh Dumps □ DA0-002 PdfFormat □ The page for free download of “ DA0-002 ” on { www.pdfvce.com } will open immediately □ DA0-002 Latest Braindumps Book
- 100% Pass-Rate DA0-002 Real Exam Questions - Leader in Certification Exams Materials - Realistic Exam DA0-002 Questions Fee □ Immediately open 「 www.prepawaypdf.com 」 and search for ✨ DA0-002 □ ✨ □ to obtain a free download □ DA0-002 Valid Study Materials
- Valid DA0-002 Real Exam Questions - Pass DA0-002 Once - Reliable Exam DA0-002 Questions Fee □ Immediately

open ➡ www.pdfvce.com and search for ➡ DA0-002 to obtain a free download Accurate DA0-002 Answers

- DA0-002 Latest Braindumps Book Reliable DA0-002 Learning Materials DA0-002 Fresh Dumps Search on ➡ www.prep4sures.top for 「 DA0-002 」 to obtain exam materials for free download Reliable DA0-002 Learning Materials
- www.stes.tyc.edu.tw, www.stes.tyc.edu.tw, www.stes.tyc.edu.tw, www.stes.tyc.edu.tw, dl.instructure.com, www.stes.tyc.edu.tw, k12.instructure.com, www.stes.tyc.edu.tw, www.stes.tyc.edu.tw, www.stes.tyc.edu.tw, Disposable vapes

What's more, part of that ExamDiscuss DA0-002 dumps now are free: <https://drive.google.com/open?id=14T7AHFrwc-KyZrO2Nd68vHo8X4c1rLlu>