

# HPE7-A01日本語試験対策、HPE7-A01対策学習



P.S.Xhs1991がGoogle Driveで共有している無料の2026 HP HPE7-A01ダンプ: [https://drive.google.com/open?id=16LI2uRnhOevLC5hpZsh0n\\_zBCARhyEMt](https://drive.google.com/open?id=16LI2uRnhOevLC5hpZsh0n_zBCARhyEMt)

3つのバージョンを含むHPE7-A01試験問題の登場により、試験受験者の98%以上が証明書を正常に取得できました。それらは、PDFバージョン、ソフトウェアバージョン、およびAPPオンラインバージョンであり、顧客の要件と相互に関連しています。HPE7-A01試験資料のすべての内容は、実際の試験に基づいて特別に作成されています。また、HPE7-A01シミュレーション問題は、高効率かつ高品質で慎重に配置されています。また、HPE7-A01ガイドの準備は、思いやりのあるアフターサービスによって提供されます。

HPのHPE7-A01試験は、Arubaワイヤレスネットワークに関連する広範なトピックをカバーする包括的な試験です。60問の多肢選択問題からなり、90分以内に解答する必要があります。試験は英語と日本語で受験でき、費用は200米ドルです。試験に合格した候補者は、IT業界で貴重な資格であるAruba Certified Mobility Associate (ACMA) 認定資格を取得します。

Aruba Certified Campus Access Professional Certification試験は、ワイヤレスネットワークにおける実際の問題を解決する候補者の能力をテストするパフォーマンススペースの試験です。この試験は、ネットワークのトラブルシューティングと最適化機能など、Arubaワイヤレスネットワークの設計と構成における候補者の知識とスキルを評価するように設計されています。候補者は、Arubaアクセスポイント、モビリティコントローラー、およびネットワーク管理ツールの構成と管理に習熟することを実証する必要があります。

>> HPE7-A01日本語試験対策 <<

## HPE7-A01対策学習 & HPE7-A01資料勉強

君はまずネットで無料な部分のHP認証試験をダウンロードして現場の試験の雰囲気を感じて試験に上手になりますよ。HPのHPE7-A01認証試験に失敗したら弊社は全額で返金するのを保証いたします。

HP HPE7-A01 認定試験を受験するには、候補者は最低1年以上のアルバ無線ネットワークの実装と管理の経験が必要です。また、ネットワークのコンセプトとプロトコルに基本的な理解が必要です。

## HP Aruba Certified Campus Access Professional Exam 認定 HPE7-A01 試験問題 (Q88-Q93):

### 質問 # 88

You need to create a keepalive network between two Aruba CX 8325 switches for VSX configuration How should you establish the keepalive connection?

- A. routed port in custom VRF
- B. SVI, VLAN trunk allowed all on ISL in custom VRF
- C. loopback 0 and OSPF area 0 in default VRF
- D. SVI, VLAN trunk allowed all on ISL in default VRF

正解: A

解説:

Explanation

To establish a keepalive connection between two Aruba CX 8325 switches for VSX configuration, you need to use a routed port in custom VRF. A routed port is a physical port that acts as a layer 3 interface and does not belong to any VLAN. A custom VRF is a virtual routing and forwarding instance that provides logical separation of routing tables. By using a routed port in custom VRF, you can isolate the keepalive traffic from other traffic and prevent routing loops or conflicts. The other options are incorrect because they either do not use a routed port or do not use a custom VRF. References:

<https://www.arubanetworks.com/techdocs/AOS-CX/10.04/HTML/5200-6728/bk01-ch07.html>

<https://www.arubanetworks.com/techdocs/AOS-CX/10.04/HTML/5200-6728/bk01-ch02.html>

### 質問 # 89

What is a primary benefit of BSS coloring?

- A. BSS color tags improve performance by allowing APS on the same channel to be farther apart.
- B. BSS color tags are applied on the wireless controllers and can reduce the threshold for interference.
- C. BSS color tags are applied to Wi-Fi channels and can reduce the threshold for interference.
- D. BSS color tags improve security by identifying rogue APS and tagging them as threats.

正解: C

解説:

BSS coloring is a mechanism that allows Wi-Fi 6 devices to mark each frame with a color code that identifies the BSS (Basic Service Set) it belongs to. This helps differentiate between frames from different BSSs that share the same channel and avoid unnecessary collisions and backoffs.

BSS coloring also introduces an adaptive threshold for interference, which means that Wi-Fi 6 devices can adjust the signal strength value that determines whether a channel is busy or not based on the current network environment. This allows for more efficient use of spectrum and higher throughput in dense scenarios.

### 質問 # 90

You are configuring Policy Based Routing (PBR) for a subnet that will be used to test a new default route for your network. Traffic originating from 10.2.250.0/24 should use a new default route to 10.1.1.253. Other non-default routes for this subnet should not be affected by this change.

What are two parts of the solution for these requirements? (Select two.)

- A. 

```
pbr-action-list def_route_test
default-nexthop 10.1.1.253/24
```
- B. 

```
class ip test_subnet
  10 match any 10.2.250.0 255.255.255.0 any
policy def_route_test_policy
  10 class ip ip_test_subnet action pbr def_route_test
interface vlan 100
  ip address 10.2.250.0/24
  apply policy pbr_test routed out
```
- C. 

```
pbr-action-list def_route_test
default-nexthop 10.1.1.253
interface null
```
- D. 

```
pbr-action-list def_route_test
nexthop 10.1.1.253
interface null
```

```

class ip test_subnet
  10 match any 10.2.250.0/24 any
policy def_route_test_policy
  10 class ip test_subnet action pbr def_route_test
interface vlan 100
  ip address 10.2.250.0/24
  apply policy pbr_test routed in

```

- E.

**正解： B、 D**

**解説：**

Explanation

Two parts of the solution for these requirements are Option C and Option E.

Option C is a part of the solution because it defines a policy-based routing action list named route\_test, which specifies the next hop IP address as 10.1.1.253 for the matching traffic. This is the new default route that the user wants to use for the subnet 10.2.250.0/24. The interface null parameter indicates that the traffic will be routed to the next hop without using a specific interface.

Option E is a part of the solution because it applies the policy-based routing action list route\_test to the VLAN interface 250, which has an IP address of 10.2.250.1/24. This is the subnet that the user wants to test the new default route for. The apply policy command enables policy-based routing on the interface and associates it with the action list.

Option A is not a part of the solution because it defines a policy-based routing action list named route\_test, but does not specify the next hop IP address as 10.1.1.253, which is the new default route that the user wants to use. Instead, it specifies a next hop IP address of 10.1.1.254, which is different from the requirement.

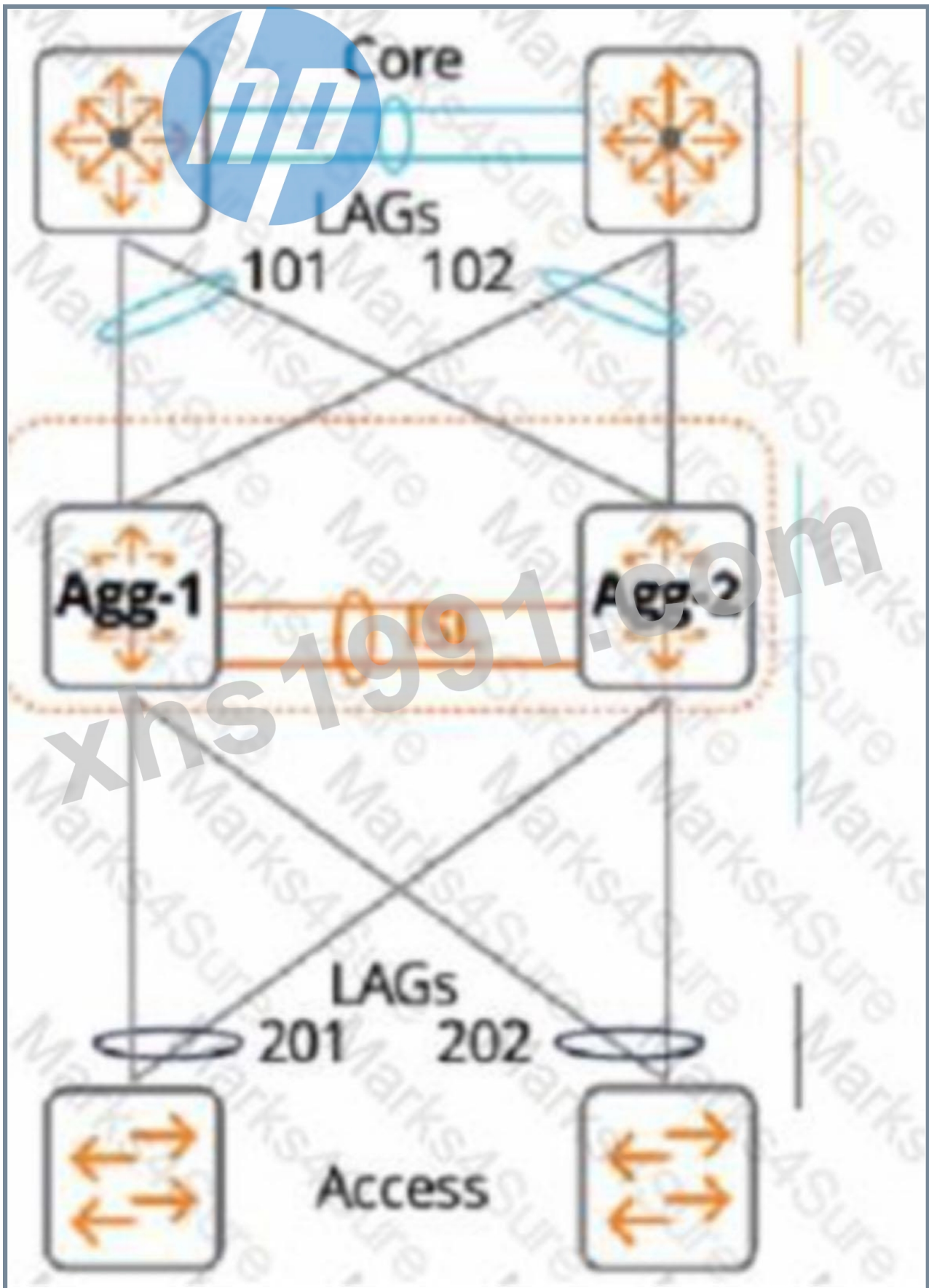
Option B is not a part of the solution because it defines a policy-based routing action list named route\_test, but does not specify any next hop IP address at all, which is necessary for policy-based routing to work. Instead, it specifies an interface null parameter without any IP address, which is invalid.

Option D is not a part of the solution because it applies the policy-based routing action list route\_test to the VLAN interface 200, which has an IP address of 10.2.200.1/24. This is not the subnet that the user wants to test the new default route for, but a different subnet that should not be affected by this change.

#### **質問 # 91**

A customer just upgraded aggregation layer switches and noticed traffic dropping for 120 seconds after the aggregation layer came online again.

What is the best way to avoid having this traffic dropped given the topology below?



- A. Configure the linkup delay timer to 240 seconds to double the amount of time for the initial phase to sync
- B. Configure the linkup delay timer to include LAGs 101 and 102, which will allow time for routing adjacencies to form and to learn upstream routes
- C. Configure the linkup delay timer to 120 seconds, which will allow the right amount of time for the initial phase to sync
- D. Configure the linkup delay timer to exclude LAGs 101 and 102, which will allow time for routing adjacencies to form and

to learn upstream routes

正解: B

解説:

The reason is that the linkup delay timer is a feature that delays bringing downstream VSX links up, following a VSX device reboot or an ISL flap. The linkup delay timer has two phases: initial synchronization phase and link-up delay phase.

The initial synchronization phase is the download phase where the rebooted node learns all the LACP+MAC+ARP+STP database entries from its VSX peer through ISLP. The initial synchronization timer, which is not configurable, is the required time to download the database information from the peer.

The link-up delay phase is the duration for installing the downloaded entries to the ASIC, establishing router adjacencies with core nodes and learning upstream routes. The link-up delay timer default value is

180 seconds. Depending on the network size, ARP/routing tables size, you might be required to set the timer to a higher value (maximum 600 seconds).

When both VSX devices reboot, the link-up delay timer is not used.

Therefore, by configuring the linkup delay timer to include LAGs 101 and 102, which are part of the same VSX device as LAG 201, you can ensure that both devices have enough time to synchronize their databases and form routing adjacencies before bringing down their downstream links.

質問 #92

AppRF 2.0 allows you to:



















































- A. monitor applications and radio frequencies
- B. customize application signatures
- C. classify web content based on reputation
- D. configure ACL and bandwidth control for applications

正解: C

質問 #93

.....

HPE7-A01対策学習: <https://www.xhs1991.com/HPE7-A01.html>

- 試験の準備方法-有効的なHPE7-A01日本語試験対策試験-便利なHPE7-A01対策学習  サイト   
[www.xhs1991.com](http://www.xhs1991.com)   で  HPE7-A01  問題集をダウンロードHPE7-A01的中率
- HPE7-A01日本語解説集  HPE7-A01日本語解説集  HPE7-A01テスト問題集  “www.goshiken.com”には無料の▶ HPE7-A01 ◀問題集がありますHPE7-A01日本語解説集
- HPE7-A01試験勉強攻略  HPE7-A01復習対策書  HPE7-A01試験解説問題  サイト▶ [www.topexam.jp](http://www.topexam.jp) ◀  
で▶ HPE7-A01  問題集をダウンロードHPE7-A01過去問無料
- 有難いHPE7-A01日本語試験対策 - 合格スムーズHPE7-A01対策学習 | 実用的なHPE7-A01資料勉強  ( [www.goshiken.com](http://www.goshiken.com) ) で 「 HPE7-A01 」 を検索して、無料で簡単にダウンロードできますHPE7-A01過去問無料
- HPE7-A01テスト問題集  HPE7-A01テキスト  HPE7-A01日本語解説集   [jp.fast2test.com](http://jp.fast2test.com)   サイトにて最新  HPE7-A01  問題集をダウンロードHPE7-A01テキスト
- HP HPE7-A01日本語試験対策: Aruba Certified Campus Access Professional Exam - GoShiken 最終更新ダウンロード   [www.goshiken.com](http://www.goshiken.com)  で使える無料オンライン版{ HPE7-A01 } の試験問題HPE7-A01合格資料
- 試験の準備方法-有効的なHPE7-A01日本語試験対策試験-便利なHPE7-A01対策学習  今すぐ   
[www.topexam.jp](http://www.topexam.jp)   で  HPE7-A01   を検索して、無料でダウンロードしてくださいHPE7-A01科目対策
- 試験の準備方法-実用的なHPE7-A01日本語試験対策試験-100%合格率のHPE7-A01対策学習  ウェブサイト「 [www.goshiken.com](http://www.goshiken.com) 」を開き、  HPE7-A01  を検索して無料でダウンロードしてくださいHPE7-A01関連問題資料
- 試験の準備方法-実用的なHPE7-A01日本語試験対策試験-100%合格率のHPE7-A01対策学習  サイト《 [www.xhs1991.com](http://www.xhs1991.com) 》で  HPE7-A01  問題集をダウンロードHPE7-A01ウェブトレーニング
- HPE7-A01試験勉強攻略  HPE7-A01試験感想  HPE7-A01日本語解説集  “www.goshiken.com”で  HPE7-A01  を検索して、無料でダウンロードしてくださいHPE7-A01科目対策
- HPE7-A01合格資料  HPE7-A01科目対策  HPE7-A01ファンデーション  検索するだけで   
[www.shikenpass.com](http://www.shikenpass.com)  から  HPE7-A01  を無料でダウンロードHPE7-A01試験勉強攻略

- [www.stes.tyc.edu.tw](http://www.stes.tyc.edu.tw), [www.stes.tyc.edu.tw](http://www.stes.tyc.edu.tw), [www.stes.tyc.edu.tw](http://www.stes.tyc.edu.tw), [socialioapp.com](http://socialioapp.com), [www.stes.tyc.edu.tw](http://www.stes.tyc.edu.tw),  
[www.stes.tyc.edu.tw](http://www.stes.tyc.edu.tw), [zenwriting.net](http://zenwriting.net), [www.stes.tyc.edu.tw](http://www.stes.tyc.edu.tw), [www.stes.tyc.edu.tw](http://www.stes.tyc.edu.tw), [faithlife.com](http://faithlife.com), Disposable vapes

ちなみに、Xhs1991 HPE7-A01の一部をクラウドストレージからダウンロードできます：  
[https://drive.google.com/open?id=16LI2uRnhOevLC5hpZsh0n\\_zBCARhyEMt](https://drive.google.com/open?id=16LI2uRnhOevLC5hpZsh0n_zBCARhyEMt)