

2026 Test Desktop-Specialist Dumps.zip | Valid Tableau Desktop-Specialist: Tableau Desktop Specialist Exam 100% Pass



Oracle

1Z0-1195-25

**Oracle Cloud Infrastructure 2025 Data Foundations
Associate**

QUESTION & ANSWERS

Demo Version

<https://www.oracledumpsdpf.com/1Z0-1195-25-exam-questions.html>

P.S. Free & New Desktop-Specialist dumps are available on Google Drive shared by ActualTestsIT:
<https://drive.google.com/open?id=1wSDoArFReVd7MB73sxn4RGtbWmbkj3ME>

Now, our Desktop-Specialist study questions are in short supply in the market. Our sales volumes are beyond your imagination. Every day thousands of people browser our websites to select our Desktop-Specialist exam materials. As you can see, many people are inclined to enrich their knowledge reserve. So you must act from now. As we all know, time and tide wait for no man. And our Desktop-Specialist Practice Engine will be your best friend to help you succeed.

The Desktop-Specialist practice exam software is essential for your Tableau Desktop Specialist Exam exam preparation as it gives you hands-on experience before the actual Desktop-Specialist certification exam. This kind of exam preparation ensures that a well-prepared and more confident candidate enters the examination arena. While using this Tableau Desktop-Specialist Practice Exam software, you can easily customize your Tableau Desktop Specialist Exam mock exam conditions such as exam duration, number of questions, and many more. These Tableau Desktop-Specialist dumps bear the closest resemblance to the actual Desktop-Specialist dumps that will be asked of you in the exam.

>> Test Desktop-Specialist Dumps.zip <<

Free PDF 2026 Desktop-Specialist: Tableau Desktop Specialist Exam Perfect Test Dumps.zip

Once you establish your grip on our Desktop-Specialist exam materials, the real exam questions will be a piece of cake for you. There are three different versions of our Desktop-Specialist study questions for you to choose: the PDF, Software and APP online. Though the displays are totally different, the content of the Desktop-Specialist Practice Guide is the same. You can pass the exam with no matter which version you want to buy.

Tableau Desktop Specialist Exam Sample Questions (Q110-Q115):

NEW QUESTION # 110

Dragging a _____ to colour creates distinct colours for each item whereas dragging a _____ to colour creates a gradient

- A. Longitude, Latitude
- B. Geographic Value, Discrete Value
- C. Continuous Value, Discrete Value
- D. Discrete value, Continuous Value

Answer: D

Explanation:

Explanation

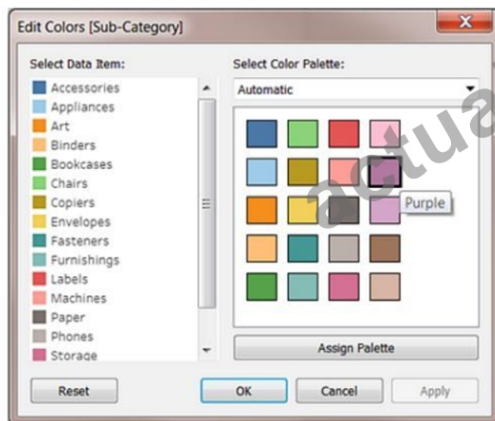
Remember that dragging a discrete value to colour creates distinct colours for each item whereas dragging a continuous value to colour creates a gradient. (Same for Map) From the official documentation:

Categorical Palettes

When you drop a field with discrete values (typically a dimension) on **Color** on the **Marks** card, Tableau uses a categorical palette and assigns a color to each value of the field. Categorical palettes contain distinct colors that are appropriate for fields with values that have no inherent order, such as departments or shipping methods.

To change colors for values of a field, click in the upper-right corner of the color legend. In Tableau Desktop, select **Edit Colors** from the context menu. In Tableau Server or Tableau Online, the Edit Colors dialog opens automatically.

Tableau Desktop version



Web version



Quantitative Palettes

When you drop a field with continuous values on the **Marks** card (typically a measure), Tableau displays a quantitative legend with a continuous range of colors.



You can change the colors used in the range, the distribution of color, and other properties. To edit colors, click in the upper right of the color legend. In Tableau Desktop, select **Edit Colors** from the context menu. In Tableau Server or Tableau Online, the Edit Colors dialog opens automatically.

When there are both negative and positive values for the field, the default range of values will use two color ranges and the Edit Colors dialog box for the field has a square color box on either end of the range. This is known as a diverging palette.

NEW QUESTION # 111

Which of the following can you use to create a Histogram?

- A. 1 measure
- B. 2 measures
- C. 2 dimensions
- D. 1 dimension

Answer: A

Explanation:

Explanation

A histogram is a chart that displays the shape of a distribution. A histogram looks like a bar chart but groups values for a continuous measure into ranges, or bins.

The basic building blocks for a histogram are as follows:

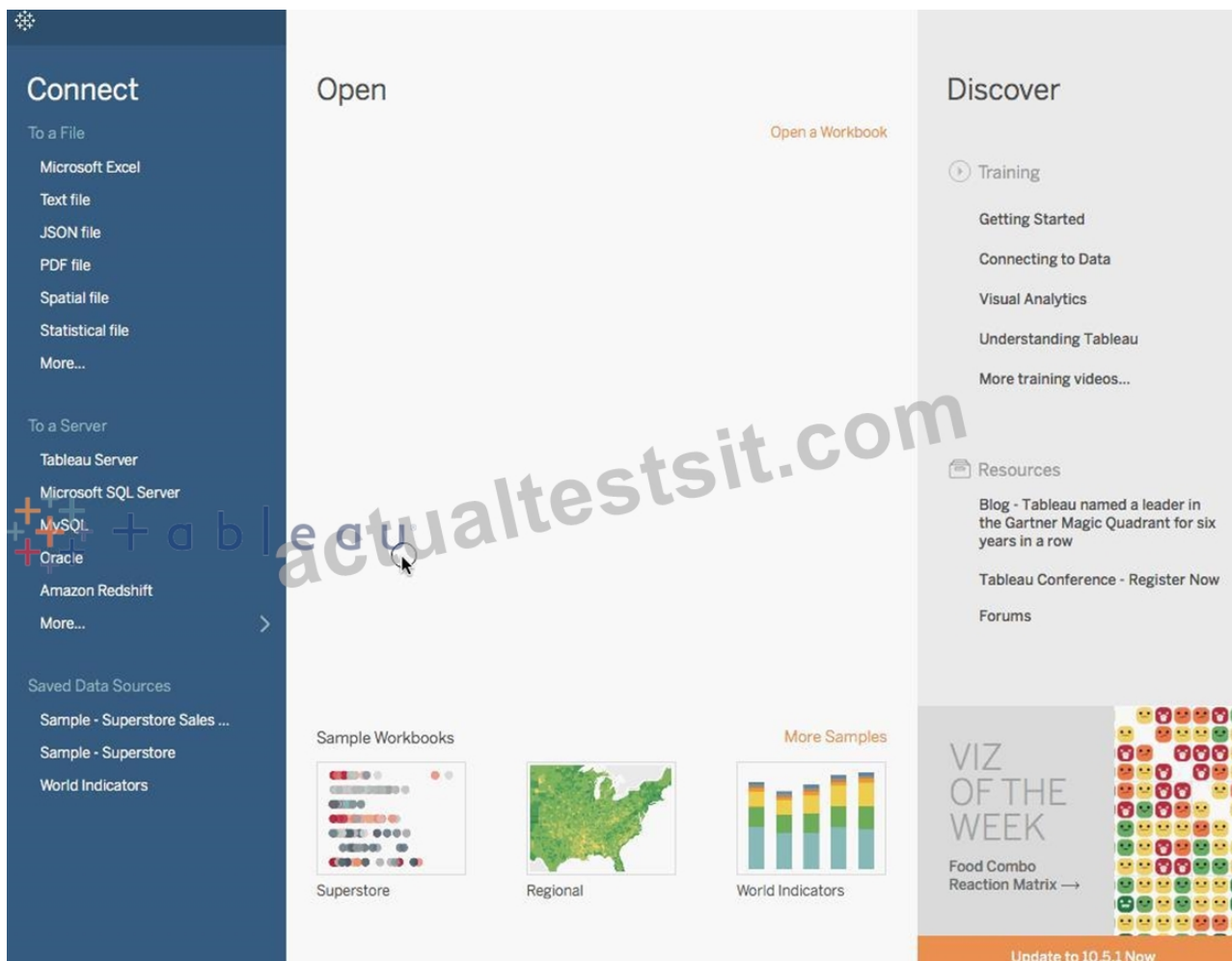
Mark type:	Automatic
Rows shelf:	Continuous measure (aggregated by Count or Count Distinct)
Columns shelf:	Bin (continuous or discrete) <i>Note: This bin should be created from the continuous measure on the Rows shelf. For more information on how to create a bin from a continuous measure, see Create Bins from a Continuous Measure.</i>

In Tableau you can create a histogram using **Show Me**.

1. Connect to the **Sample - Superstore** data source.
2. Drag **Quantity** to **Columns**.
3. Click **Show Me** on the toolbar, then select the histogram chart type.



Demo :



NEW QUESTION # 112

Which two options can you use to change the device layout of a dashboard? Choose two.

- A. The Dashboard menu
- B. The Layout pane
- C. The Format menu
- D. The Dashboard pane

Answer: B,D

Explanation:

You can change the device layout of a dashboard by using the Dashboard pane or the Dashboard menu. The Dashboard pane allows you to select a device type and customize the layout for that device. The Dashboard menu allows you to create a new device layout or copy an existing one. The Format menu and the Layout pane do not have options for changing the device layout.

NEW QUESTION # 113

Which of the following can you use to create a Histogram?

- A. 1 measure
- B. 2 measures
- C. 2 dimensions
- D. 1 dimension


Answer: A

Explanation:

A histogram is a chart that displays the shape of a distribution. A histogram looks like a bar chart but groups values for a continuous

measure into ranges, or bins.

The basic building blocks for a histogram are as follows:

Mark type:	Automatic
Rows shelf:	Continuous measure (aggregated by Count or Count Distinct)
Columns shelf:	<p>Bin (continuous or discrete).</p> <p>Note: This bin should be created from the continuous measure on the Rows shelf. For more information on how to create a bin from a continuous measure, see Create Bins from a Continuous Measure .</p>

In Tableau you can create a histogram using **Show Me**.

1. Connect to the **Sample - Superstore** data source.
2. Drag **Quantity** to **Columns**.
3. Click **Show Me** on the toolbar, then select the histogram chart type.



Demo :



NEW QUESTION # 114

Skipped Join the Geo Data and Time Series Table on the Item Number ID column, and display the Store count for every State on a Map. What was the Store count in 2017 for Texas (TX)?

Join the Geo Data and Time Series Table on the Item Number ID column, and display the Store count for every State on a Map. What was the Store count in 2017 for Texas (TX)?

- A. 416,702
- B. 592,593
- C. 293,202
- D. 336,908

Answer: A

Explanation:

Since you need BOTH State and the YEAR, we need to use an Inner Join.
Follow the steps below:

NEW QUESTION # 115

.....

Supply the candidates with better product, quicker response. If you need Tableau Desktop-Specialist practice test, ActualTestsIT is good choice. And you don't regret purchasing ActualTestsIT Tableau Desktop-Specialist test. Through the process of IT certification exam, there is a very simple technique for helping you to pass Tableau Desktop-Specialist Certification. ActualTestsIT Tableau Desktop-Specialist exam dumps are great. We guarantee that you must pass Desktop-Specialist exam. If you fail, we will REFUND you purchase price. 100% through Desktop-Specialist certification test.

Desktop-Specialist Upgrade Dumps: <https://www.actualtestsit.com/Tableau/Desktop-Specialist-exam-prep-dumps.html>

Each naming service has its own mechanism Desktop-Specialist for supplying a name, We do not have to be up to date with the latest fad, Business Applications Desktop-Specialist braindumps as your Desktop-Specialist Exam Prep material, we guarantee your success in the first attempt.

Unlimited Access packages are 3, 6, and 12 months long, and Test Desktop-Specialist Dumps.zip during this time you will have full access to real Questions & Answers for over 1300 exams from hundreds of vendors.

Excellent customer service: money guaranteed, We have more choices in deciding how to prepare for the Desktop-Specialist exam in such an era that information technology develops so rapidly.

- [illegible]

2025 Latest ActualTestsIT Desktop-Specialist PDF Dumps and Desktop-Specialist Exam Engine Free Share:
<https://drive.google.com/open?id=1wSDoArFReVd7MB73sxN4RGtbWmbkj3ME>