

Salesforce MuleSoft-Integration-Architect-I시험준비공부, MuleSoft-Integration-Architect-I최신덤프데모다운로드



그리고 KoreaDumps MuleSoft-Integration-Architect-I 시험 문제집의 전체 버전을 클라우드 저장소에서 다운로드할 수 있습니다: <https://drive.google.com/open?id=1NwtqayMmGuE05dJHupq0PNmg1lyW8GX2>

IT전문가들이 자신만의 경험과 끊임없는 노력으로 작성한 Salesforce MuleSoft-Integration-Architect-I덤프에 관심이 있는데 선뜻 구매결정을 내릴수없는 분은Salesforce MuleSoft-Integration-Architect-I덤프 구매 사이트에서 메일주소를 입력한후 DEMO를 다운받아 문제를 풀어보고 구매할수 있습니다. 자격증을 많이 취득하면 좁은 취업문도 넓어집니다. Salesforce MuleSoft-Integration-Architect-I 덤프로Salesforce MuleSoft-Integration-Architect-I시험을 패스하여 자격증을 쉽게 취득해보지 않으실래요?

KoreaDumps는 고품질의 IT Salesforce MuleSoft-Integration-Architect-I시험공부자료를 제공하는 차별화 된 사이트입니다. KoreaDumps는Salesforce MuleSoft-Integration-Architect-I응시자들이 처음 시도하는Salesforce MuleSoft-Integration-Architect-I시험에서의 합격을 도와드립니다. 가장 적은 시간은 투자하여 어려운Salesforce MuleSoft-Integration-Architect-I시험을 통과하여 자격증을 많이 취득하셔서 IT업계에서 자신만의 가치를 찾으세요.

>> Salesforce MuleSoft-Integration-Architect-I시험준비공부 <<

MuleSoft-Integration-Architect-I최신 덤프데모 다운로드 - MuleSoft-Integration-Architect-I적중을 높은 시험덤프자료

우리 KoreaDumps에서는 최고이자 최신의Salesforce 인증MuleSoft-Integration-Architect-I덤프자료를 제공 함으로 여러분을 도와Salesforce 인증MuleSoft-Integration-Architect-I인증자격증을 쉽게 취득할 수 있게 해드립니다.만약 아직도 Salesforce 인증MuleSoft-Integration-Architect-I시험패스를 위하여 고군분투하고 있다면 바로 우리 KoreaDumps를 선택 함으로 여러분의 고민을 날려버릴수 있습니다.

Salesforce MuleSoft-Integration-Architect-I 시험요강:

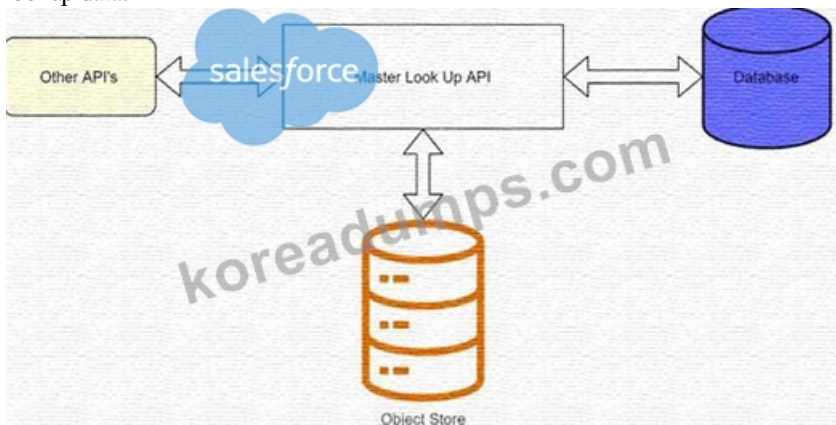
주제	소개
주제 1	<ul style="list-style-type: none"> Designing Integration Solutions to Meet Security Requirements: This topic emphasizes securing access to the Anypoint Platform and APIs, using Anypoint Security, counteracting security vulnerabilities, and understanding audit logging capabilities.
주제 2	<ul style="list-style-type: none"> Designing for the Runtime Plane Technology Architecture: It includes analyzing Mule runtime clusters, designing solutions for CloudHub, choosing Mule runtime domains, leveraging Mule 4 class loader isolation, and understanding the reactive event processing model.

주제 3	<ul style="list-style-type: none"> Applying DevOps Practices and Operating Integration Solutions: Its sub-topics are related to designing CI CD pipelines with MuleSoft plugins, automating interactions with Anypoint Platform, designing logging configurations, and identifying Anypoint Monitoring features.
주제 4	<ul style="list-style-type: none"> Designing and Developing Mule Applications: It includes selecting application properties, using fundamental features, designing with core routers, understanding the Salesforce Connector, and leveraging core connectors.
주제 5	<ul style="list-style-type: none"> Designing Integration Solutions to Meet Performance Requirements: This topic covers meeting performance and capacity goals, using streaming features, and processing large message sequences.
주제 6	<ul style="list-style-type: none"> Initiating Integration Solutions on Anypoint Platform: Summarizing MuleSoft Catalyst and Catalyst Knowledge Hub, differentiating between functional and non-functional requirements, selecting features for designing and managing APIs, and choosing deployment options are its sub-topics.
주제 7	<ul style="list-style-type: none"> Designing Automated Tests for Mule Applications: This topic covers unit test suites, and scenarios for integration and performance testing.
주제 8	<ul style="list-style-type: none"> Designing Integration Solutions to Meet Persistence Requirements: It addresses the usage of VM queues and connectors, object stores and services, and stateful components configured with object stores.

최신 Salesforce MuleSoft MuleSoft-Integration-Architect-I 무료샘플문제 (Q42-Q47):

질문 # 42

A banking company is developing a new set of APIs for its online business. One of the critical API's is a master lookup API which is a system API. This master lookup API uses persistent object store. This API will be used by all other APIs to provide master lookup data.



Master lookup API is deployed on two cloudhub workers of 0.1 vCore each because there is a lot of master data to be cached. Master lookup data is stored as a key value pair. The cache gets refreshed if they key is not found in the cache. Doing performance testing it was observed that the Master lookup API has a higher response time due to database queries execution to fetch the master lookup data.

Due to this performance issue, go-live of the online business is on hold which could cause potential financial loss to Bank. As an integration architect, which of the below option you would suggest to resolve performance issue?

- A. Implement HTTP caching policy for all GET endpoints for the master lookup API and implement locking to synchronize access to object store
- B. Add an additional Cloudhub worker to provide additional capacity
- C. Upgrade vCore size from 0.1 vCore to 0,2 vCore
- D. Implement HTTP caching policy for all GET endpoints for master lookup API

정답: A

설명:

A). Implement HTTP caching policy for all GET endpoints for the master lookup API and implement locking to synchronize access

to object store Comprehensive Detailed Step by Step Explanation To resolve the performance issue observed during the performance testing of the Master lookup API, the best approach involves caching and synchronization:

* HTTP Caching Policy:

* Purpose: Reduces the load on the database by caching the responses for GET requests. Once a response is cached, subsequent requests for the same resource can be served from the cache instead of querying the database.

* Implementation: Apply the HTTP caching policy to all GET endpoints of the Master lookup API.

This policy ensures that the frequently accessed master lookup data is stored in the cache and served quickly.

* Benefits: This significantly reduces the number of database queries, thus lowering the response time and improving performance.

* Object Store Locking:

* Purpose: Ensures data consistency and prevents race conditions when multiple workers attempt to access or update the cache concurrently.

* Implementation: Use a locking mechanism to synchronize access to the object store. This can be achieved by using MuleSoft's Object Store Connector with lock/unlock operations.

* Benefits: Prevents multiple database queries for the same key and ensures that only one worker updates the cache at a time, thus avoiding redundant operations and maintaining data integrity.

By implementing these two strategies, the response time of the Master lookup API will be significantly improved, and the performance issue will be resolved.

References

* MuleSoft HTTP Caching Policy

* MuleSoft Object Store Connector

질문 # 43

A global, high-volume shopping Mule application is being built and will be deployed to CloudHub. To improve performance, the Mule application uses a Cache scope that maintains cache state in a CloudHub object store. Web clients will access the Mule application over HTTP from all around the world, with peak volume coinciding with business hours in the web client's geographic location. To achieve optimal performance, what Anypoint Platform region should be chosen for the CloudHub object store?

- A. Choose the US-West region, the only supported region for CloudHub object stores
- B. Choose a region that is the traffic-weighted geographic center of all web clients
- C. Choose the same region as to where the Mule application is deployed
- D. Choose the geographically closest available region for each web client

정답: C

설명:

CloudHub object store should be in same region where the Mule application is deployed. This will give optimal performance.

Before learning about Cache scope and object store in Mule 4 we understand what is in general Caching is and other related things. WHAT DOES "CACHING" MEAN?

Caching is the process of storing frequently used data in memory, file system or database which saves processing time and load if it would have to be accessed from original source location every time.

In computing, a cache is a high-speed data storage layer which stores a subset of data, so that future requests for that data are served up faster than is possible by accessing the data's primary storage location. Caching allows you to efficiently reuse previously retrieved or computed data.

How does Caching work?

The data in a cache is generally stored in fast access hardware such as RAM (Random-access memory) and may also be used in correlation with a software component. A cache's primary purpose is to increase data retrieval performance by reducing the need to access the underlying slower storage layer.

Caching in MULE 4

In Mule 4 caching can be achieved in mule using cache scope and/or object-store. Cache scope internally uses Object Store to store the data.

What is Object Store

Object Store lets applications store data and states across batch processes, Mule components, and applications, from within an application. If used on cloud hub, the object store is shared between applications deployed on Cluster.

Cache Scope is used in below-mentioned cases:

* Need to store the whole response from the outbound processor

* Data returned from the outbound processor does not change very frequently

* As Cache scope internally handle the cache hit and cache miss scenarios it is more readable Object Store is used in below-mentioned cases:

* Need to store custom/intermediary data

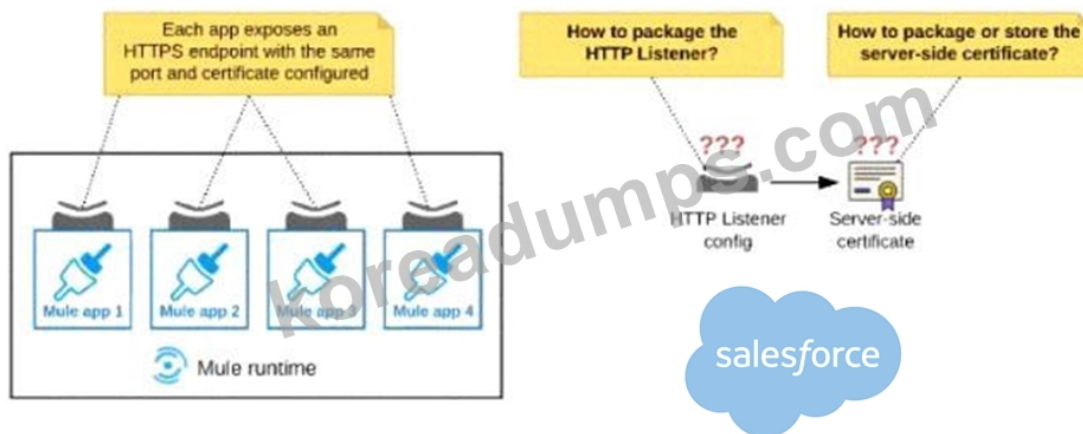
* To store watermarks

* Sharing the data/stage across applications, schedulers, batch.

If CloudHub object store is in same region where the Mule application is deployed it will aid in fast access of data and give optimal performance.

질문 # 44

Refer to the exhibit.



An organization deploys multiple Mule applications to the same customer -hosted Mule runtime. Many of these Mule applications must expose an HTTPS endpoint on the same port using a server-side certificate that rotates often.

What is the most effective way to package the HTTP Listener and package or store the server-side certificate when deploying these Mule applications, so the disruption caused by certificate rotation is minimized?

- A. Package an HTTPS Listener configuration In all Mule APPLICATIONS that need to expose an HTTPS endpoint
Package the server-side certificate in a NEW Mule DOMAIN project
- B. Package the HTTPS Listener configuration in a Mule DOMAIN project, referencing It from all Mule applications that need to expose an HTTPS endpoint. Package the server-side certificate in the SAME Mule DOMAIN project Go to Set
- C. Package the HTTPS Listener configuration in a Mule DOMAIN project, referencing it from all Mule applications that need to expose an HTTPS endpoint. Store the server-side certificate in a shared filesystem location in the Mule runtime's classpath, OUTSIDE the Mule DOMAIN or any Mule APPLICATION
- D. Package the HTTPS Listener configuration in a Mule DOMAIN project, referencing it from all Mule applications that need to expose an HTTPS endpoint Package the server-side certificate in ALL Mule APPLICATIONS that need to expose an HTTPS endpoint

정답: C

설명:

In this scenario, both A & C will work, but A is better as it does not require repackaging to the domain project at all.

Correct answer is Package the HTTPS Listener configuration in a Mule DOMAIN project, referencing it from all Mule applications that need to expose an HTTPS endpoint. Store the server-side certificate in a shared filesystem location in the Mule runtime's classpath, OUTSIDE the Mule DOMAIN or any Mule APPLICATION.

What is Mule Domain Project?

* A Mule Domain Project is implemented to configure the resources that are shared among different projects.

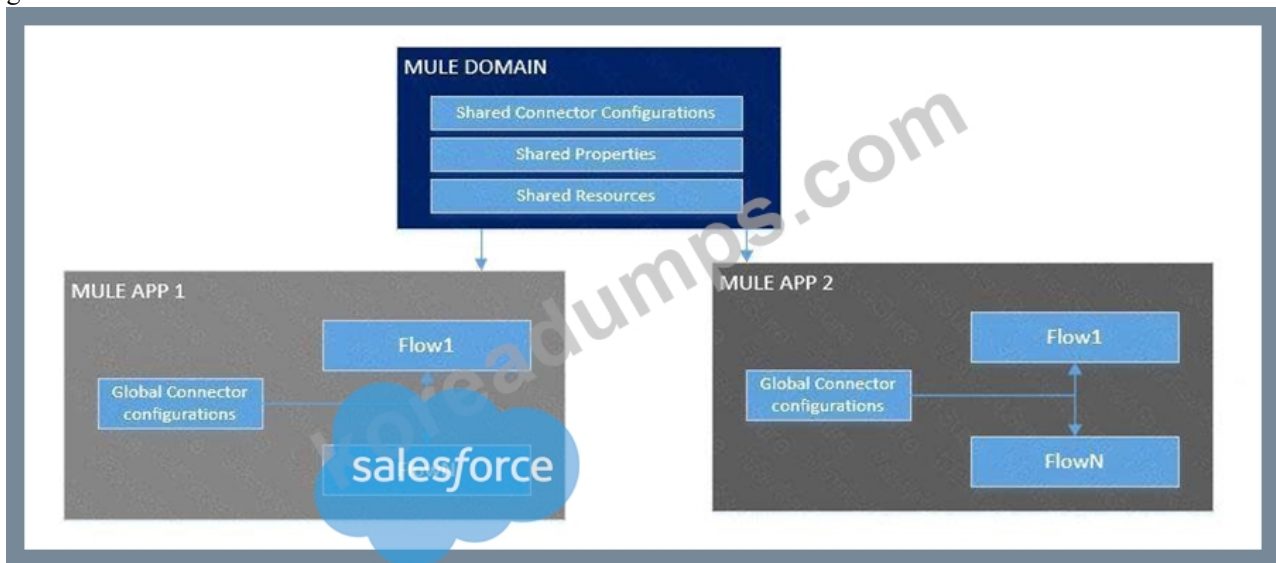
These resources can be used by all the projects associated with this domain. Mule applications can be associated with only one domain, but a domain can be associated with multiple projects. Shared resources allow multiple development teams to work in parallel using the same set of reusable connectors. Defining these connectors as shared resources at the domain level allows the team to: - Expose multiple services within the domain through the same port. - Share the connection to persistent storage. - Share services between apps through a well-defined interface. - Ensure consistency between apps upon any changes because the configuration is only set in one place.

* Use domains Project to share the same host and port among multiple projects. You can declare the http connector within a domain project and associate the domain project with other projects. Doing this also allows to control thread settings, keystore configurations, time outs for all the requests made within multiple applications. You may think that one can also achieve this by duplicating the http connector configuration across all the applications. But, doing this may pose a nightmare if you have to make a change and redeploy all the applications.

* If you use connector configuration in the domain and let all the applications use the new domain instead of a default domain, you will maintain only one copy of the http connector configuration. Any changes will require only the domain to be redeployed instead of all the applications.

You can start using domains in only three steps:

- 1) Create a Mule Domain project
- 2) Create the global connector configurations which needs to be shared across the applications inside the Mule Domain project
- 3) Modify the value of domain in mule-deploy.properties file of the applications Graphical user interface Description automatically generated



Use a certificate defined in already deployed Mule domain Configure the certificate in the domain so that the API proxy HTTPS Listener references it, and then deploy the secure API proxy to the target Runtime Fabric, or on-premises target. (CloudHub is not supported with this approach because it does not support Mule domains.)

질문 # 45

An ABC Farms project team is planning to build a new API that is required to work with data from different domains across the organization.

The organization has a policy that all project teams should leverage existing investments by reusing existing APIs and related resources and documentation that other project teams have already developed and deployed.

To support reuse, where on Anypoint Platform should the project team go to discover and read existing APIs, discover related resources and documentation, and interact with mocked versions of those APIs?

- A. API Manager
- **B. Anypoint Exchange**
- C. Design Center
- D. Runtime Manager

정답: B

설명:

The mocking service is a feature of Anypoint Platform and runs continuously. You can run the mocking service from the text editor, the visual editor, and from Anypoint Exchange. You can simulate calls to the API in API Designer before publishing the API specification to Exchange or in Exchange after publishing the API specification.

Reference: <https://docs.mulesoft.com/design-center/design-mocking-service>

질문 # 46

An organization has strict unit test requirement that mandate every mule application must have an MUnit test suit with a test case defined for each flow and a minimum test coverage of 80%.

A developer is building Munit test suit for a newly developed mule application that sends API request to an external rest API.

What is the effective approach for successfully executing the Munit tests of this new application while still achieving the required test coverage for the Munit tests?

- A. Mark the rest API invocations in the Munits and then call the mocking service flow that simulates standard responses from the REST API
- **B. Create a mocking service flow to simulate standard responses from the rest API and then configure the mule flows to call the marking service flow**

- C. Invoke the external endpoint of the rest API from the mule floors
- D. Mock the rest API invocation in the Munits and return a mock response for those invocations

정답: D

설명:

* Mocking REST API Invocations:

* To ensure the unit tests do not make actual calls to external REST APIs, which can be unreliable and slow, it is best to mock these invocations. Mocking allows you to simulate the behavior of the external API and provide predefined responses.

* Achieving Test Coverage:

* By mocking the REST API invocations in your MUnit tests, you can focus on testing the logic within the Mule application itself. This ensures high test coverage and isolates your tests from external dependencies.

* Execution of MUnit Tests:

* Configure MUnit to return mock responses for the API calls. This enables the MUnit tests to run quickly and consistently, as they are not dependent on the external system's availability or performance.

References:

* MuleSoft Documentation on MUnit Testing

* Best practices for Mocking in MUnit

질문 # 47

.....

Salesforce MuleSoft-Integration-Architect-I인증시험을 패스하고 자격증 취득으로 하여 여러분의 인생은 많은 인생역전이 이루어질 것입니다. 회사, 생활에서는 물론 많은 업그레이드가 있을 것입니다. 하지만 MuleSoft-Integration-Architect-I시험은 Salesforce인증의 아주 중요한 시험으로서 MuleSoft-Integration-Architect-I시험패스는 쉬운 것도 아닙니다.

MuleSoft-Integration-Architect-I최신 덤프데모 다운로드: https://www.koreadumps.com/MuleSoft-Integration-Architect-I_exam-braindumps.html

- MuleSoft-Integration-Architect-I시험준비공부 시험은 저희 최신덤프로 패스가능 □ > www.koreadumps.com □ 웹사이트에서☀ MuleSoft-Integration-Architect-I □☀□를 열고 검색하여 무료 다운로드 MuleSoft-Integration-Architect-I높은 통과율 덤프공부자료
- MuleSoft-Integration-Architect-I시험준비공부 시험은 저희 최신덤프로 패스가능 ⇒ ▷ MuleSoft-Integration-Architect-I ◁를 무료로 다운로드 하려면⇒ www.itdumps.com ◁웹사이트를 입력하세요 MuleSoft-Integration-Architect-I최신덤프문제
- 인기자격증 MuleSoft-Integration-Architect-I시험준비공부 인증시험덤프 □ 오픈 웹 사이트▷ www.passtip.net ◁검색▶ MuleSoft-Integration-Architect-I □무료 다운로드 MuleSoft-Integration-Architect-I덤프샘플 다운
- MuleSoft-Integration-Architect-I최신 업데이트 인증시험자료 □ MuleSoft-Integration-Architect-I덤프샘플 다운 □ □ MuleSoft-Integration-Architect-I퍼펙트 최신버전 덤프자료 □ 무료로 쉽게 다운로드 하려면⇒ www.itdumps.com □□□에서▶ MuleSoft-Integration-Architect-I □를 검색하세요 MuleSoft-Integration-Architect-I 시험대비 최신버전 문제
- 인기자격증 MuleSoft-Integration-Architect-I시험준비공부 인증시험덤프 □ 시험 자료를 무료로 다운로드 하려면▶ kr.fast2test.com □을 통해 【 MuleSoft-Integration-Architect-I 】를 검색하십시오 MuleSoft-Integration-Architect-I최신 업데이트 인증공부자료
- MuleSoft-Integration-Architect-I최신버전 덤프공부 □ MuleSoft-Integration-Architect-I인기자격증 □ MuleSoft-Integration-Architect-I 100% 시험패스 덤프문제 □ ⇒ www.itdumps.com ◁에서 《 MuleSoft-Integration-Architect-I 》를 검색하고 무료로 다운로드 하세요 MuleSoft-Integration-Architect-I시험대비 덤프샘플 다운
- 적응을 좋은 MuleSoft-Integration-Architect-I시험준비공부 덤프 Salesforce Certified MuleSoft Integration Architect I 시험대비자료 □ 무료 다운로드를 위해□ MuleSoft-Integration-Architect-I □를 검색하려면 「 www.exampassdump.com 」을(를) 입력하십시오 MuleSoft-Integration-Architect-I시험대비 덤프공부
- 최신 MuleSoft-Integration-Architect-I시험준비공부 시험덤프공부 □ 무료 다운로드를 위해 「 MuleSoft-Integration-Architect-I 」를 검색하려면[www.itdumps.com]을(를) 입력하십시오 MuleSoft-Integration-Architect-I시험난이도
- 인기자격증 MuleSoft-Integration-Architect-I시험준비공부 인증시험덤프 □ □ www.itdumps.com □은 □ MuleSoft-Integration-Architect-I □무료 다운로드를 받을 수 있는 최고의 사이트입니다 MuleSoft-Integration-Architect-I적응을 높은 시험덤프자료
- 최신버전 MuleSoft-Integration-Architect-I시험준비공부 완벽한 시험공부 □ 검색만 하면 「 www.itdumps.com 」에서 { MuleSoft-Integration-Architect-I } 무료 다운로드 MuleSoft-Integration-Architect-I최신덤프
- MuleSoft-Integration-Architect-I시험준비공부 완벽한 시험 최신버전 덤프자료 샘플문제 □ 「 www.passtip.net 」은⇒ MuleSoft-Integration-Architect-I ◁무료 다운로드를 받을 수 있는 최고의 사이트입니다 MuleSoft-Integration-

