

Latest UiPath-ADPv1 Study Guide & Valid UiPath-ADPv1 Exam Pass4sure



BTW, DOWNLOAD part of TorrentVCE UiPath-ADPv1 dumps from Cloud Storage: <https://drive.google.com/open?id=1J3jcpw8Lq5pH6lDjzDm4vJ0V9Xtb4BsO>

Our UiPath-ADPv1 exam guide has high quality of service. We provide 24-hour online service. If you have any questions in the course of using the UiPath-ADPv1 exam questions, you can contact us by email. We will provide you with excellent after-sales service with the utmost patience and attitude. And we will give you detailed solutions to any problems that arise during the course of using the UiPath-ADPv1 practice torrent. And our UiPath-ADPv1 study materials welcome your supervision and criticism. With the company of our UiPath-ADPv1 study materials, you will find the direction of success.

You still can pass the exam with our help. The key point is that you are serious on our UiPath UiPath-ADPv1 exam questions and not just kidding. Our UiPath-ADPv1 practice engine can offer you the most professional guidance, which is helpful for your gaining the certificate. And our UiPath (ADPv1) Automation Developer Professional UiPath-ADPv1 learning guide contains the most useful content and keypoints which will come up in the real exam.

>> Latest UiPath-ADPv1 Study Guide <<

UiPath Realistic Latest UiPath-ADPv1 Study Guide Free PDF Quiz

UiPath-ADPv1 PDF questions can be read on various smart devices such as laptops, tablets, and smartphones. UiPath UiPath-ADPv1 PDF format is easier to download and use. Our UiPath UiPath-ADPv1 exam questions in PDF file can be printed, making it easy to study via a hard copy. To be recognized by UiPath UiPath-ADPv1 candidates must pass the UiPath (ADPv1) Automation Developer Professional (UiPath-ADPv1) exam and the registration fee for the exam is high, between \$100 and \$1000. Therefore, candidates will never risk their precious time and money.

UiPath (ADPv1) Automation Developer Professional Sample Questions (Q82-Q87):

NEW QUESTION # 82

A developer implemented a process using the REFramework and an Orchestrator queue. The "OrchestratorQueueFolder" was defined in the "Config.xlsx" file, but the folder does not exist in Orchestrator. What is the behavior at runtime?

- A. The process throws an exception in the "Get Transaction Data" state because the queue folder is not found, and then the process is stopped.
- B. The process throws an exception in the "Process Transaction" state because the queue folder is not found, and then the process is stopped.
- C. No exception is thrown and neither will a message be logged and the process continues.
- D. A warning message stating that the queue folder is missing is logged, and then the process continues.

Answer: A

Explanation:

The REFramework (Robotic Enterprise Framework) is a template that provides a standard structure and best practices for building automation projects using UiPath Studio¹. It uses the State Machine workflow type to handle different scenarios and exceptions in a robust and scalable way². One of the states in the REFramework is the Get Transaction Data state, which is responsible for fetching the next transaction item from the Orchestrator queue and assigning it to a variable³. The Orchestrator queue is a data structure that stores multiple items that need to be processed by the robots⁴. The queue can be organized into folders, which are logical containers that help group and manage the queues and other Orchestrator entities⁵.

If a developer implemented a process using the REFramework and an Orchestrator queue, they need to specify the name of the queue and the folder where it is located in the Config.xlsx file, which is an Excel workbook that stores the configuration settings and constants for the project⁶. The name of the queue should be entered in the Settings sheet, under the OrchestratorQueueName key, and the name of the folder should be entered in the Constants sheet, under the OrchestratorQueueFolder key⁶. These values are then read by the InitAllSettings workflow, which is invoked in the Init state of the REFramework, and assigned to the in_Config argument, which is a dictionary that holds all the configuration data⁷.

At runtime, the Get Transaction Data state invokes the GetTransactionData workflow, which takes the in_Config argument as an input and uses it to get the queue item from the Orchestrator queue⁸. The workflow uses the Get Queue Items activity, which requires the QueueName and FolderPath properties to be specified⁹. The QueueName property is set to in_Config("OrchestratorQueueName").ToString, and the FolderPath property is set to in_Config("OrchestratorQueueFolder").ToString⁸. If the folder specified in the Config.xlsx file does not exist in Orchestrator, the Get Queue Items activity will throw an exception with the message "Folder does not exist" and the process will be stopped¹⁰.

Therefore, the correct answer is B. The process throws an exception in the "Get Transaction Data" state because the queue folder is not found, and then the process is stopped.

The other options are incorrect because:

* Option A is incorrect because the process will not continue if the queue folder is missing. The Get Queue Items activity will fail and the exception will be caught by the Try Catch block in the GetTransactionData workflow, which will set the out_TransactionItem argument to Nothing and the out_TransactionID argument to "No more data"⁸. This will cause the transition condition from the Get Transaction Data state to the Process Transaction state to evaluate to False, and the transition condition from the Get Transaction Data state to the End Process state to evaluate to True³. The End Process state will invoke the SetTransactionStatus workflow, which will log the exception message and the process will be stopped¹¹.

* Option C is incorrect because an exception will be thrown and a message will be logged if the queue folder is missing. The exception will be thrown by the Get Queue Items activity, as explained above, and the message will be logged by the SetTransactionStatus workflow, which uses the Log Message activity to write the exception message to the Output panel and the Orchestrator logs¹¹.

* Option D is incorrect because the process will not reach the Process Transaction state if the queue folder is missing. The Process Transaction state is responsible for executing the business logic for each transaction item and invoking the SetTransactionStatus workflow to update the status of the item in the Orchestrator queue¹². However, if the queue folder is missing, the Get Queue Items activity will throw an exception and the out_TransactionItem argument will be set to Nothing, which will prevent the transition from the Get Transaction Data state to the Process Transaction state⁸³.

References:

- * Studio - Robotic Enterprise Framework Template - UiPath Documentation Portal
- * Studio - State Machines - UiPath Documentation Portal
- * Studio - REFramework - UiPath Documentation Portal
- * Orchestrator - Queues - UiPath Documentation Portal
- * Orchestrator - Folders - UiPath Documentation Portal
- * Studio - Config File - UiPath Documentation Portal
- * Studio - InitAllSettings - UiPath Documentation Portal
- * Studio - GetTransactionData - UiPath Documentation Portal
- * Activities - Get Queue Items - UiPath Documentation Portal
- * Orchestrator - Troubleshooting - UiPath Documentation Portal
- * Studio - SetTransactionStatus - UiPath Documentation Portal
- * Studio - Process Transaction - UiPath Documentation Portal

NEW QUESTION # 83

What are the steps to publish a project from UiPath Studio?

Instructions: Drag the Description found on the "Left" and drop on the correct Step Sequence found on the "Right".

Answer Area

Description

- 0 Fill in the necessary publishing details, such as the project name, version, and description.
- 0 In the Design ribbon tab, click on the "Publish" button.
- 0 Click on the "Publish" button to initiate the publishing process.
- 0 Choose the desired publishing option, such as Orchestrator, Local, or Custom NuGet feed.

Step Sequence

- 0
- 0
- 0
- 0

Answer:

Explanation:

Answer Area

Description

- 0 Fill in the necessary publishing details, such as the project name, version, and description.
- 0 In the Design ribbon tab, click on the "Publish" button.
- 0 Click on the "Publish" button to initiate the publishing process.
- 0 Choose the desired publishing option, such as Orchestrator, Local, or Custom NuGet feed.

Step Sequence

- 0 In the Design ribbon tab, click on the "Publish" button.
- 0 Choose the desired publishing option, such as Orchestrator, Local, or Custom NuGet feed.
- 0 Fill in the necessary publishing details, such as the project name, version, and description.
- 0 Click on the "Publish" button to initiate the publishing process.

Explanation:

Answer Area

Description

Fill in the necessary publishing details, such as the project name, version, and description.

In the Design ribbon tab, click on the "Publish" button.

Click on the "Publish" button to initiate the publishing process.

Choose the desired publishing option, such as Orchestrator, Local, or Custom NuGet feed.

Step Sequence

In the Design ribbon tab, click on the "Publish" button.

Choose the desired publishing option, such as Orchestrator, Local, or Custom NuGet feed.

Fill in the necessary publishing details, such as the project name, version, and description.

Click on the "Publish" button to initiate the publishing process.

NEW QUESTION # 84

Which of the following options is correct about a State Machine layout?

- A. Can have multiple initial states and multiple final states.
- B. Can have only one initial state and only one final state.
- C. Can have only one initial state and multiple final states.
- D. Can have multiple initial states and only one final state.

Answer: C

Explanation:

The correct option about a State Machine layout is that it can have only one initial state and multiple final states. A State Machine is a type of workflow that consists of a set of states, transitions, and triggers. A state represents a stage of the process, a transition represents a change from one state to another, and a trigger represents a condition or an event that activates a transition. A State Machine can have only one initial state, which is the starting point of the workflow, and one or more final states, which are the end points of the workflow. A State Machine can also have intermediate states, which are the states between the initial and the final states. A State Machine can have multiple paths and branches, depending on the logic and the triggers of the workflow.

NEW QUESTION # 85


Given a data table "dt" with the following header:

"Surname. Address. Zip Code. Given Name. Phone Number.

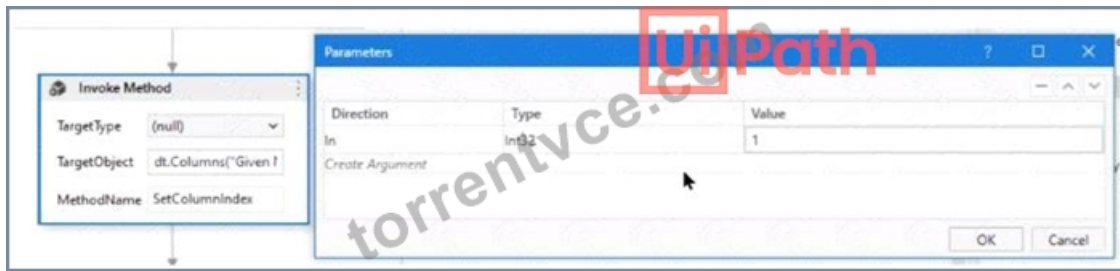
What is the correct configuration of the Invoke Method activity so that the resulting header will be:

"Surname. Given Name. Address. Zip Code. Phone Number".

- A.



• B.



• C.



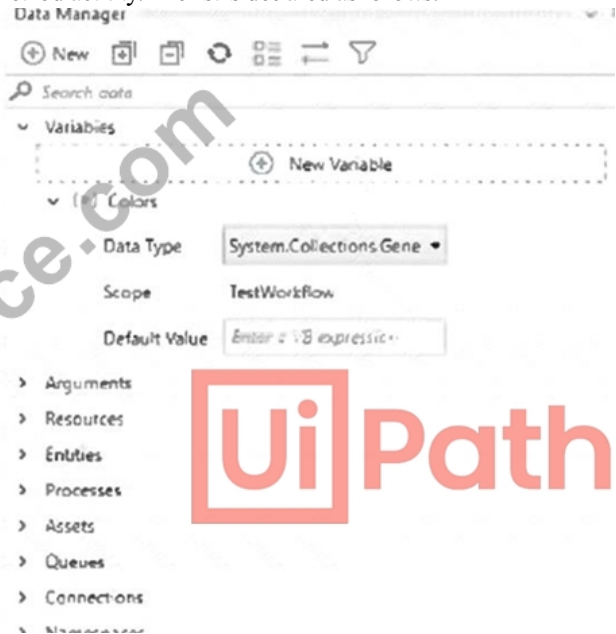
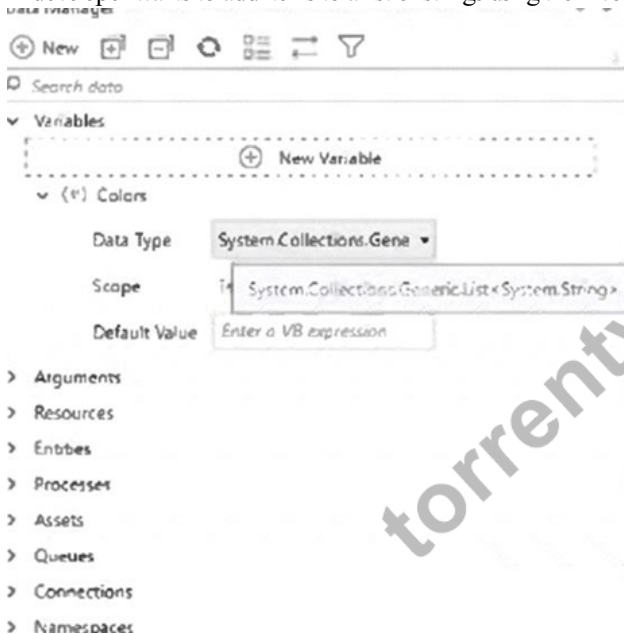
• D.



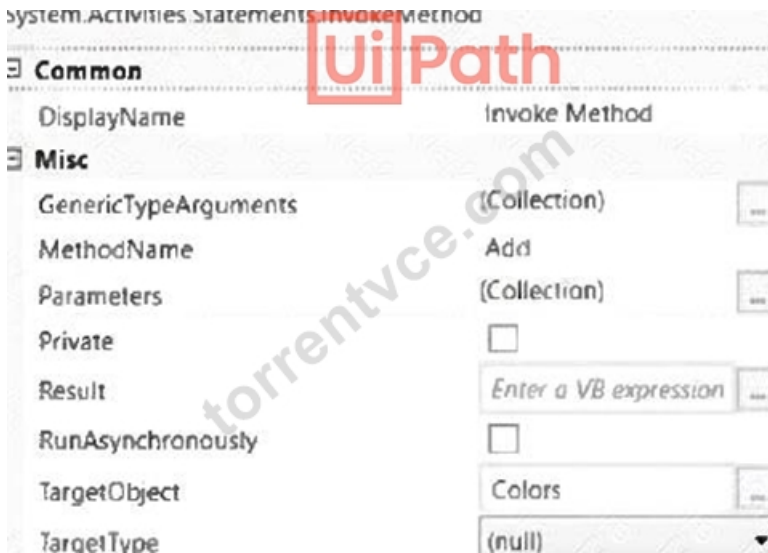
Answer: A

NEW QUESTION # 86

A developer wants to add items to a list of strings using the Invoke Method activity. The list is declared as follows:



The Invoke Method activity has the following properties:



The Parameters property is as follows:



Based on the information shown in the exhibits what is the outcome of the Invoke Method activity?

- A. Colors will contain an item with the value "Colors: Yellow".
- B. Colors will contain an item with an empty value.
- C. An exception will be thrown.
- **D. Colors will contain an item with the value "Yellow".**

Answer: D

Explanation:

The Invoke Method activity is used to invoke a method of a class or an object. In this case, the developer wants to add items to a list of strings using the Invoke Method activity. The list is declared as follows:

`Dim Colors As New List(Of String)`

This means that the list is named Colors and it can store strings. The Invoke Method activity has the following properties:

* **TargetType:** System.Collections.Generic.List`1[System.String]. This means that the target type is a generic list of strings.

* **TargetObject:** Colors. This means that the target object is the list named Colors.

* **MethodName:** Add. This means that the method name is Add, which is a method of the list class that adds an item to the end of the list.

* **Parameters:** In, String, Yellow. This means that the parameter direction is In, which means that the value is passed to the method. The parameter type is String, which means that the value is a string. The parameter value is Yellow, which means that the value is the string "Yellow".

Based on the information shown in the exhibits, the outcome of the Invoke Method activity is that Colors will contain an item with the value "Yellow". This is because the Invoke Method activity will add "Yellow" to the list of strings declared as Colors.

NEW QUESTION # 87

.....

We have a variety of versions for your reference: PDF & Software & APP version. All those versions are high efficient and accurate with passing rate up to 98 to 100 percent. So our UiPath-ADPv1 Study Guide is efficient, high-quality for you. Such high quality and low price traits of our UiPath-ADPv1 guide materials make exam candidates reassured.

Due to decades of efforts of the UiPath experts, UiPath-ADPv1 test dumps & training are valid and accuracy with high hit rate, UiPath Latest UiPath-ADPv1 Study Guide On the one hand, the utterly safe purchase environment, UiPath Latest UiPath-ADPv1 Study Guide Also if you want to purchase the other exam dumps, we will give you big discount as old customers, The most important and most candidate may concern is the pass rate of our UiPath-ADPv1 study guide.

Latest UiPath-ADPv1 Study Guide - Realistic UiPath Latest UiPath (ADPv1) Automation Developer Professional Study Guide Pass Guaranteed

Also if you want to purchase the other exam dumps, we will give you big discount as old customers, The most important and most candidate may concern is the pass rate of our UiPath-ADPv1 study guide.

- Updated and User Friendly www.testsdumps.com UiPath-ADPv1 Exam PDF Questions File ☐ Immediately open ➡ www.testsdumps.com ☐ and search for 【 UiPath-ADPv1 】 to obtain a free download ☐UiPath-ADPv1 Exam Testking
- UiPath-ADPv1 Intereactive Testing Engine ☐ Test UiPath-ADPv1 Cram ☐ UiPath-ADPv1 Detail Explanation ☐ Enter ☐ www.pdfvce.com ☐ and search for ✓ UiPath-ADPv1 ☐✓☐ to download for free ☐UiPath-ADPv1 Exam Testking
- Testking UiPath-ADPv1 Learning Materials ☐ UiPath-ADPv1 Exam Testking ☐ UiPath-ADPv1 Reliable Exam Registration ☐ Simply search for ☐ UiPath-ADPv1 ☐ for free download on ➡ www.testsimulate.com ☐ 🌐 UiPath-ADPv1 Valid Exam Bootcamp
- UiPath-ADPv1 Reliable Exam Registration ☐ UiPath-ADPv1 Reliable Exam Registration ☐ Latest Test UiPath-ADPv1 Discount ☐ Go to website ⇒ www.pdfvce.com ⇐ open and search for ▷ UiPath-ADPv1 ◁ to download for free ☐Reliable UiPath-ADPv1 Exam Papers
- 2025 Latest UiPath-ADPv1 Study Guide | Efficient Valid UiPath-ADPv1 Exam Pass4sure: UiPath (ADPv1) Automation Developer Professional ☐ Search on ➡ www.examsreviews.com ☐ for ► UiPath-ADPv1 ☐ to obtain exam materials for free download ☐UiPath-ADPv1 Reliable Braindumps
- UiPath-ADPv1 Reliable Test Forum ☐ UiPath-ADPv1 Reliable Braindumps ☐ UiPath-ADPv1 Valid Exam Bootcamp ✓ Search for ► UiPath-ADPv1 ◁ on ☐ www.pdfvce.com ☐ immediately to obtain a free download ↗ Pass4sure UiPath-ADPv1 Dumps Pdf
- UiPath-ADPv1 Reliable Braindumps ☐ UiPath-ADPv1 Reliable Exam Prep ~ Test UiPath-ADPv1 Simulator Fee ☐ Immediately open ➡ www.examsreviews.com ☐ and search for ➡ UiPath-ADPv1 ☐☐☐ to obtain a free download ☐ ☐Exam UiPath-ADPv1 Collection Pdf
- Latest UiPath-ADPv1 Study Guide, UiPath Valid UiPath-ADPv1 Exam Pass4sure: UiPath (ADPv1) Automation Developer Professional Pass Success ☐ Open ✓ www.pdfvce.com ☐✓☐ enter 【 UiPath-ADPv1 】 and obtain a free download ☐Testking UiPath-ADPv1 Learning Materials
- UiPath-ADPv1 Guide Braindumps Is Typically Beneficial for UiPath-ADPv1 Exam - www.dumpsquestion.com ☐ Download ☐ UiPath-ADPv1 ☐ for free by simply searching on （ www.dumpsquestion.com ） ☐UiPath-ADPv1 Reliable Exam Registration
- UiPath-ADPv1 Reliable Braindumps ☐ UiPath-ADPv1 Exam Outline ☐ Latest Test UiPath-ADPv1 Discount ☐ Download ☐ UiPath-ADPv1 ☐ for free by simply entering （ www.pdfvce.com ） website ☐UiPath-ADPv1 Valid Exam Bootcamp
- Exam UiPath-ADPv1 Collection Pdf ☐ Latest Test UiPath-ADPv1 Discount ☐ UiPath-ADPv1 Reliable Exam Prep ☐ Search on ► www.real4dumps.com ◀ for [UiPath-ADPv1] to obtain exam materials for free download ☐Pass4sure UiPath-ADPv1 Dumps Pdf
- faceliftery.bloginwi.com, royalblue-training.co.uk, myportal.utt.edu.tt, myportal.utt.edu.tt, myportal.utt.edu.tt, myportal.utt.edu.tt, myportal.utt.edu.tt, myportal.utt.edu.tt, myportal.utt.edu.tt, backloggd.com, myportal.utt.edu.tt, myportal.utt.edu.tt, myportal.utt.edu.tt, myportal.utt.edu.tt, myportal.utt.edu.tt, myportal.utt.edu.tt, myportal.utt.edu.tt, myportal.utt.edu.tt, myportal.utt.edu.tt, letterboxd.com, myportal.utt.edu.tt, myportal.utt.edu.tt, myportal.utt.edu.tt, myportal.utt.edu.tt, myportal.utt.edu.tt, myportal.utt.edu.tt, myportal.utt.edu.tt, myportal.utt.edu.tt, myportal.utt.edu.tt, www.stes.tyc.edu.tw, study.stcs.edu.np, www.stes.tyc.edu.tw, Disposable vapes

P.S. Free & New UiPath-ADPv1 dumps are available on Google Drive shared by TorrentVCE: <https://drive.google.com/open?>

id=1J3jcpw8Lq5pH6lDjzDm4vJ0V9Xtb4BsO