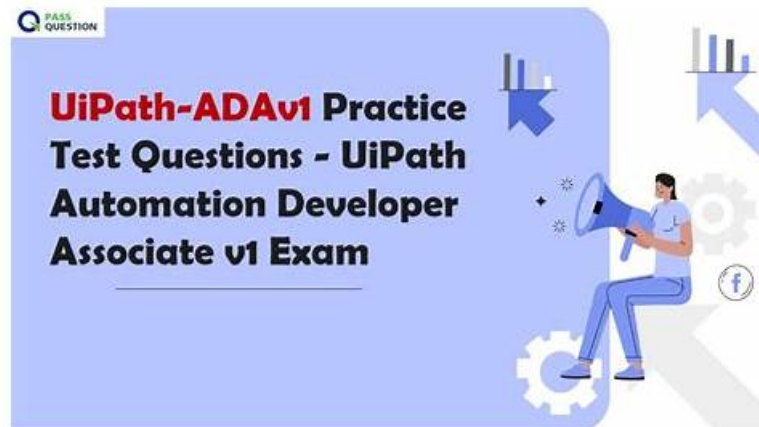


# Test UiPath UiPath-ADAv1 Dumps.zip, Latest Test UiPath-ADAv1 Simulations



What's more, part of that PassTestking UiPath-ADAv1 dumps now are free: <https://drive.google.com/open?id=1hhgOirOTTD0MWyKWT2Y9ZOjguPrfg6k>

The UiPath Automation Developer Associate v1 Exam (UiPath-ADAv1) exam questions can help you gain the high-in-demand skills and credentials you need to pursue a rewarding career. To do this you just need to pass the UiPath Automation Developer Associate v1 Exam (UiPath-ADAv1) certification exam which is not easy to crack. You have to put in some extra effort, and time and prepare thoroughly to pass the UiPath Automation Developer Associate v1 Exam (UiPath-ADAv1) exam. For the quick, complete, and comprehensive UiPath Automation Developer Associate v1 Exam (UiPath-ADAv1) exam dumps preparation you can get help from top-notch and easy-to-use UiPath-ADAv1 Questions.

## UiPath UiPath-ADAv1 Exam Syllabus Topics:

Topic	Details
Topic 1	<ul style="list-style-type: none"><li>Version Control Integration: The section highlights the benefits of version control by demonstrating the use of Studio's Git integration for adding projects, cloning repositories, committing changes, and managing branches.</li></ul>
Topic 2	<ul style="list-style-type: none"><li>Control Flow: The section explains the functionality of control flow activities and their impact on workflow types. It covers the use of sequence and flowchart layouts. Lastly, it focuses on implementing IF, For Each, and While activities, among others.</li></ul>
Topic 3	<ul style="list-style-type: none"><li>Working with Files and Folders: Here, you explore creating, managing, and navigating local files and folders, providing a foundation for file system automation.</li></ul>
Topic 4	<ul style="list-style-type: none"><li>Data Manipulation: This topic covers a range of data manipulation techniques, including string manipulation using VB.Net methods and the RegEx Builder. It also guides users through working with arrays, lists, and dictionaries, as well as building and iterating through Data Tables.</li></ul>
Topic 5	<ul style="list-style-type: none"><li>Exception Handling: This topic focuses on error management, showcasing the use of Try Catch, Throw, and Rethrow activities, along with the Retry Scope feature, to handle exceptions gracefully.</li></ul>
Topic 6	<ul style="list-style-type: none"><li>Implementation Methodology: The section offers an overview of project implementation stages, interpretation of PDDs and SDDs, and the conduct of automation project peer reviews, ensuring a structured approach to development.</li></ul>
Topic 7	<ul style="list-style-type: none"><li>Platform Knowledge: The section provides an overview of UiPath's product suite, including Studio and Robot variants, Orchestrator, and Integration Service, showcasing their unique contributions. It also emphasizes the benefits of Academy, Forum, and Marketplace in the UiPath ecosystem.</li></ul>

Topic 8	<ul style="list-style-type: none"> <li>• <b>PDF Automation:</b> The section focuses on data extraction from native and scanned PDFs, including single and multiple document scenarios.</li> </ul>
Topic 9	<ul style="list-style-type: none"> <li>• <b>Studio Interface:</b> Here, the topic guides users through installing Studio Community Edition and connecting to Orchestrator. It covers profile differences, backstage view options, compatibility modes, and package management. Additionally, it offers an in-depth exploration of the Studio interface and its various elements.</li> </ul>
Topic 10	<ul style="list-style-type: none"> <li>• <b>Business Knowledge:</b> This topic covers the fundamental concepts of business process automation, highlighting its value proposition. It also explores key ideas related to business processes, offering a comprehensive understanding of this domain.</li> </ul>
Topic 11	<ul style="list-style-type: none"> <li>• <b>Debugging:</b> Here, we explore various debugging techniques, including debug modes, actions, and ribbon options. It also guides users through setting breakpoints, utilizing debugging panels, and optimizing performance with profile execution.</li> </ul>
Topic 12	<ul style="list-style-type: none"> <li>• <b>Email Automation:</b> This topic covers retrieving emails via IMAP</li> <li>• POP3, sending SMTP messages, and managing integrations with Microsoft and Gmail accounts, utilizing their respective packages.</li> </ul>
Topic 13	<ul style="list-style-type: none"> <li>• <b>Integration Service:</b> The section introduces Integration Service, explaining its purpose and demonstrating the use of connectors and triggers in automation projects to interact with external systems.</li> </ul>

>> Test UiPath UiPath-ADAv1 Dumps.zip <<

## Latest Test UiPath-ADAv1 Simulations & UiPath-ADAv1 New Dumps Questions

Our experts have great familiarity with UiPath-ADAv1 real exam in this area. With passing rate up to 98 to 100 percent, we promise the profession of them and infallibility of our UiPath-ADAv1 practice materials. So you won't be pestered with the difficulties of the exam any more. What is more, our UiPath-ADAv1 Exam Dumps can realize your potentiality greatly. Unlike some irresponsible companies who churn out some UiPath-ADAv1 study guide, we are looking forward to cooperate fervently.

## UiPath Automation Developer Associate v1 Exam Sample Questions (Q31-Q36):

### NEW QUESTION # 31

Which of the following activities can be used to get the state of a button (enabled/disabled)?

- A. Find Element
- B. Check App State
- **C. Get Attribute**
- D. Get Text

**Answer: C**

Explanation:

To determine whether a button is enabled or disabled, the best method is to use the "Get Attribute" activity.

Why is Option C Correct?

\* Get Attribute retrieves various properties of a UI element, including:

\* "enabled" (True/False)

\* "visibility"

\* "aria-disabled"

\* This allows the bot to check if the button is interactable.

Example Use Case:

\* Use Get Attribute activity.

\* Set "Attribute" = "enabled".

\* Store the result in a Boolean variable:

isButtonEnabled = Get Attribute Output

\* Use an If condition to check:

If isButtonEnabled Then

Click Button

Else

Log Message: "Button is disabled"

Why Other Options Are Incorrect?

\* A (Find Element) #

\* Only checks if an element exists but does not retrieve its state.

\* B (Get Text) #

\* Extracts visible text but cannot detect whether a button is enabled/disabled.

\* D (Check App State) #

\* Used to detect application states but not specific element attributes.

References:

\* UiPath Official Docs - Get Attribute

\* UiPath Forum - Detecting Enabled/Disabled UI Elements

### NEW QUESTION # 32

Identify characteristic(s) of a Record Producer. (Choose 3 answers)

- **A. Graphics can be included on the user interface.**
- B. They must be scripted.
- **C. You can script behaviors of fields in the user interface.**
- **D. Each field prompts the user with a question rather than a field label.**
- E. Records created using this strategy are inserted into the Requested Item [sc\_req\_item] table.

**Answer: A,C,D**

Explanation:

Comprehensive and Detailed Explanation:

A Record Producer is a Service Catalog item that allows users to create records in tables outside the Request system (e.g., Incidents, Change Requests).

# Option A (Correct): You can script behaviors of fields in the UI.

\* Client scripts and UI policies can be used to control field behavior dynamically.

\* Example:

```
javascript
```

```
CopyEdit
```

```
function onLoad() {  
  g_form.setValue('short_description', 'Auto-filled by script');  
}
```

# Option B (Correct): Each field prompts users with a question rather than a field label.

\* Record Producers use questions (rather than form field labels) to collect user input.

# Option C (Correct): Graphics can be included on the UI.

\* You can add images, banners, and icons to make the UI visually appealing.

# Option D (Incorrect):

\* Record Producers do NOT create Requested Items (sc\_req\_item).

\* They create records in any specified table, like incident or change\_request.

\* To generate a Requested Item, you must use Order Guides or Catalog Items instead.

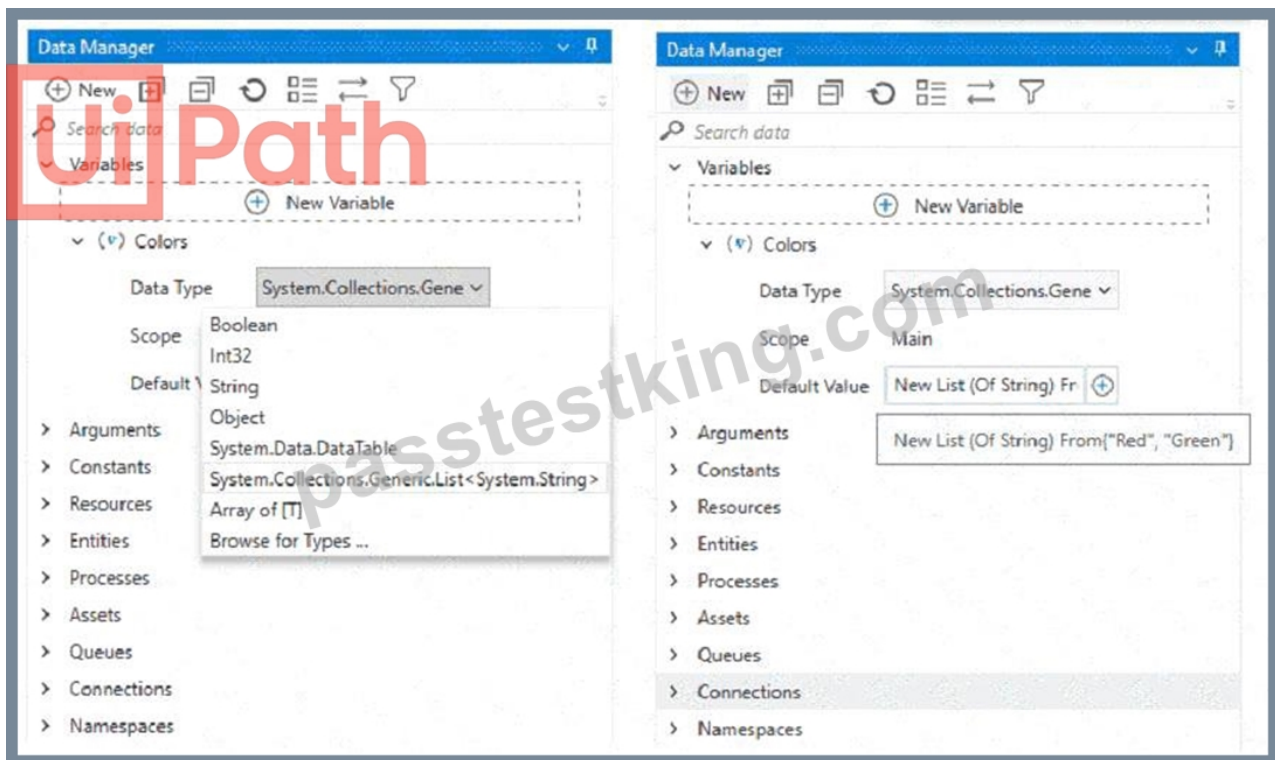
# Option E (Incorrect):

\* Record Producers do NOT require scripting.

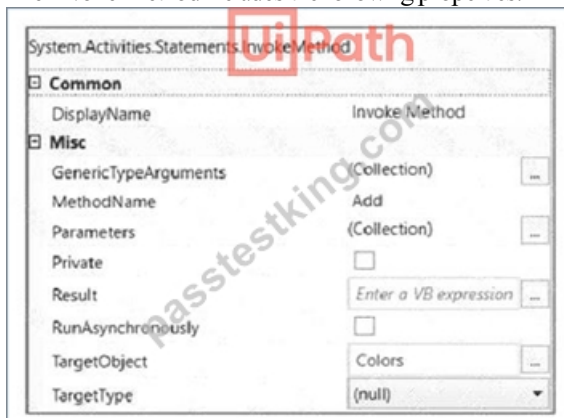
\* You can configure them without scripting, using variable mapping.

### NEW QUESTION # 33

A developer wants to add items to a list of strings using the Invoke Method activity. The list is declared as follows:



The Invoke Method includes the following properties:



The Parameters property is as follows:



Based on the exhibits, what is the outcome of this Invoke Method activity?

- A. Colors will contain items in the following order: "Red", "Green", "Yellow".
- B. Invoke Method activity will throw an error.
- C. Colors will contain items in the following order: "Yellow", "Red", "Green".
- D. Colors will contain items in the following order: "Red", "Green".

**Answer: A**

**Explanation:**

The Invoke Method activity is used to execute a method of a class or an object1. In this case, the developer wants to add items to a

list of strings using the Add method of the List class<sup>2</sup>. The list is declared as Colors and initialized with two items: "Red" and "Green". The Invoke Method activity has the following properties:

\* TargetObject: Colors (the list variable)

\* MethodName: Add (the method of the List class)

\* Parameters: Direction - In, Type - String, Value - "Yellow" (the item to be added to the list) Based on these properties, the Invoke Method activity will add the string "Yellow" to the end of the Colors list. Therefore, the outcome of this Invoke Method activity is that Colors will contain items in the following order: "Red", "Green", "Yellow".

Option A is incorrect because the Invoke Method activity will not throw an error, as the properties are configured correctly. Option B is incorrect because the order of the items in the list will not change, as the Add method appends the item to the end of the list.

Option D is incorrect because the list will have three items, not two, as the Add method does not overwrite any existing item.

### NEW QUESTION # 34

What is the correct sequence of steps to install a new Activities package in UiPath Studio 2021 10?

Instructions:

Drag the Description found on the left and drop on the correct Step found on the right.

Description	Step Sequence
Click, All Packages	Step 1
In the Manage Packages window, click Save	Step 2
Click, Manage Packages	Step 3
Search and Install the desired package	Step 4

**Answer:**

Explanation:

Description	Step Sequence
Click, All Packages	Step 1
In the Manage Packages window, click Save	Step 2
Click, Manage Packages	Step 3
Search and Install the desired package	Step 4

Explanation:

\* Click, Manage Packages

\* In the Manage Packages window, click Save

\* Search and Install the desired package

\* Click, All Packages

The correct sequence of steps to install a new Activities package in UiPath Studio 2021 10 is:

\* Click Manage Packages in the ribbon.

\* In the Manage Packages window, click All Packages in the left panel.

\* Search for the desired package in the search box and select it from the list.

\* Click Install and then Save to complete the installation.

Comprehensive and Detailed Explanation: To install a new Activities package in UiPath Studio 2021 10, you need to follow these steps:

\* Click Manage Packages in the ribbon. This will open the Manage Packages window, where you can browse, install, update, or remove packages from your project.

\* In the Manage Packages window, click All Packages in the left panel. This will display all the available packages from the official UiPath feed, as well as any other feeds that you have configured in the Settings tab.

\* Search for the desired package in the search box and select it from the list. You can also filter the packages by category, compatibility, or source. You can see the package details, such as version, description, dependencies, and release notes, in the right



panel.

\* Click Install and then Save to complete the installation. The package will be added to your project dependencies and downloaded to the local cache. You can also choose to install a specific version of the package by clicking on the version number and selecting from the drop-down list.

### NEW QUESTION # 35

Which of the following credentials stores have built in support in Orchestrator?

- A. Cisco, Amazon Security Services, Google Credentials, Microsoft SCS, IBM Vault.
- **B. Azure Key Vault, CyberArk CCP, HashiCorp Vault, Thycotic Secret Server, BeyondTrust, CyberArk.**
- C. CyberArk CCP, Cisco, Google Credentials, CyberArk, Azure Key Vault.
- D. CyberArk CCP, Azure Key Vault, Google Credentials, Amazon Security Services.

**Answer: B**

Explanation:

Credential stores are secure locations where you can store and retrieve sensitive data such as robot credentials and credential assets<sup>1</sup>. Orchestrator supports the use of multiple credential stores and has built-in integrations with the following ones<sup>2</sup>:

Azure Key Vault: A cloud-based service that provides secure storage and management of secrets, keys, and certificates<sup>3</sup>.

CyberArk CCP: A component of the CyberArk Privileged Access Security Solution that provides centralized management and distribution of credentials to applications and robots<sup>4</sup>.

HashiCorp Vault: A tool that enables secure access to secrets and encryption keys across dynamic environments<sup>5</sup>.

Thycotic Secret Server: A web-based solution that protects privileged accounts and credentials from cyberattacks and insider threats.

BeyondTrust: A platform that offers privileged access management, remote access, and vulnerability management solutions.

CyberArk: A leader in privileged access management that secures credentials, sessions, and endpoints across hybrid and cloud environments.

Therefore, option A is the correct answer, as it lists all the credential stores that have built-in support in Orchestrator. Option B is incorrect because it includes Cisco and Google Credentials, which are not credential stores supported by Orchestrator. Option C is incorrect because it includes Amazon Security Services, which is not a credential store supported by Orchestrator. Option D is incorrect because it includes Cisco, Amazon Security Services, Microsoft SCS, and IBM Vault, which are not credential stores supported by Orchestrator.

### NEW QUESTION # 36

.....

With the development of information and communications technology, we are now living in a globalized world. UiPath-ADAv1 information technology learning is correspondingly popular all over the world. Modern technology has changed the way how we live and work. When it comes to the study materials selling in the market, qualities are patchy. But our UiPath-ADAv1 test material has been recognized by multitude of customers, which possess of the top-class quality, can help you pass exam successfully. On the other hand, our UiPath-ADAv1 Latest Dumps are designed by the most experienced experts, thus it can not only teach you knowledge, but also show you the method of learning in the most brief and efficient ways.

**Latest Test UiPath-ADAv1 Simulations:** <https://www.passtestking.com/UiPath/UiPath-ADAv1-practice-exam-dumps.html>

- Interactive UiPath-ADAv1 Practice Exam ☐ Instant UiPath-ADAv1 Discount ☐ UiPath-ADAv1 Exam Blueprint ☐ Search for ☀ UiPath-ADAv1 ☐ ☀ ☐ and download exam materials for free through ➤ [www.prepawayexam.com](http://www.prepawayexam.com) ☐ ☐ Exam UiPath-ADAv1 Dumps
- UiPath-ADAv1 Valid Test Registration ☐ Examcollection UiPath-ADAv1 Vce ☐ UiPath-ADAv1 Useful Dumps \* Download ➡ UiPath-ADAv1 ☐ for free by simply entering ➡ [www.pdfvce.com](http://www.pdfvce.com) ☐ website ☐ UiPath-ADAv1 Latest Test Format
- Fast Download Test UiPath-ADAv1 Dumps.zip – The Best Latest Test Simulations for your UiPath UiPath-ADAv1 ☐ Open 《 [www.prep4away.com](http://www.prep4away.com) 》 and search for ➡ UiPath-ADAv1 ☐ to download exam materials for free ☐ UiPath-ADAv1 Valid Test Registration
- Does UiPath UiPath-ADAv1 Certification Help you Polish your Skills? ☐ Easily obtain free download of { UiPath-ADAv1 } by searching on ➡ [www.pdfvce.com](http://www.pdfvce.com) ☐ z UiPath-ADAv1 Valid Test Registration
- Test UiPath-ADAv1 Questions Answers ☐ UiPath-ADAv1 Latest Guide Files ☐ UiPath-ADAv1 Latest Test Format ☐ Easily obtain free download of 「 UiPath-ADAv1 」 by searching on [ [www.examdisscuss.com](http://www.examdisscuss.com) ] ☐ Updated UiPath-ADAv1 Testkings

- Updated UiPath-ADAv1 Testkings ☐ Exam UiPath-ADAv1 Dumps ☐ Instant UiPath-ADAv1 Discount ☐ Download “UiPath-ADAv1 ” for free by simply searching on “ www.pdfvce.com ” ☐ Exam UiPath-ADAv1 Dumps
- UiPath Automation Developer Associate v1 Exam Braindumps pdf- UiPath-ADAv1 study guide ☐ Enter { www.pass4test.com } and search for ☼ UiPath-ADAv1 ☐☼☐ to download for free ☐UiPath-ADAv1 Pdf Demo Download
- Examcollection UiPath-ADAv1 Vce ☐ Updated UiPath-ADAv1 Testkings ☐ UiPath-ADAv1 Latest Test Format ☐ Easily obtain ⇒ UiPath-ADAv1 ⇐ for free download through ✓ www.pdfvce.com ☐✓☐ ☐UiPath-ADAv1 Exam Blueprint
- UiPath-ADAv1 Reliable Test Cram ☐ UiPath-ADAv1 Useful Dumps ☐ UiPath-ADAv1 Exam Vce Free ☐ Enter ☼ www.dumpsquestion.com ☐☼☐ and search for 【 UiPath-ADAv1 】 to download for free ☐UiPath-ADAv1 Latest Test Format
- Fast Download Test UiPath-ADAv1 Dumps.zip – The Best Latest Test Simulations for your UiPath UiPath-ADAv1 ☐ The page for free download of 「 UiPath-ADAv1 」 on { www.pdfvce.com } will open immediately ☐UiPath-ADAv1 Valid Test Registration
- 100% Pass Quiz 2026 High Hit-Rate UiPath UiPath-ADAv1: Test UiPath Automation Developer Associate v1 Exam Dumps.zip ☐ The page for free download of 「 UiPath-ADAv1 」 on ► www.troytecdumps.com ◀ will open immediately ☐UiPath-ADAv1 Paper
- www.stes.tyc.edu.tw, www.stes.tyc.edu.tw, www.stes.tyc.edu.tw, www.stes.tyc.edu.tw, www.maoyestudio.com, shortcourses.russellcollege.edu.au, www.stes.tyc.edu.tw, www.stes.tyc.edu.tw, www.stes.tyc.edu.tw, www.stes.tyc.edu.tw, Disposable vapes

BONUS!!! Download part of PassTestking UiPath-ADAv1 dumps for free: <https://drive.google.com/open?id=1hhgOirOTTD0MWyKWT2Y9ZOjguPrfg6k>